



SCOTTS VALLEY WATER DISTRICT

AGENDA PACKET

REGULAR BOARD MEETING

01/14/21 at 6:00 p.m.

This meeting is conducted in a remote access format in compliance with Executive Order N-29-20.

Join the meeting <https://global.gotomeeting.com/join/488730213>

Or call (646) 749-3122 Access Code 488-730-213

Remote access is available 15 minutes before the start of the meeting.

BOARD OF DIRECTORS

Bill Ekwall, President

Ruth Stiles, Vice President

Wade Leishman, Director

Chris Perri, Director

Danny Reber, Director

Noelle Downing, Associate Director

Annie Finch Associate Director

Piret Harmon, General Manager

Water Industry Acronyms

AF – Acre Foot

AFY – Acre Foot per Year

ACWA – Association of California Water Agencies

ACWA JPIA – ACWA Joint Powers Insurance Authority

AWWA – American Water Works Association

BMP – Best Management Practices

CCR – Consumer Confidence Report

CD – Certificate of Deposit

CEQA - California Environmental Quality Act

CSDA – California Special District Association

DHS - Department of Health Services

DWR – Department of Water Resources

EIR – Environmental Impact Report

EPA – Environmental Protection Agency

GASB – Governmental Accounting Standards Board

IRWM – Integrated Regional Water Management

JPA – Joint Powers Agreement

LAIF – Local Agency Investment Fund

LAFCO – Local Agency Formation Commission

LID – Low Impact Development

MCL – Maximum Containment Level

MGD – Million Gallons per Day

MGY – Million Gallons per Year

MOU – Memorandum of Understanding

O&M – Operations and Maintenance

PERS – Public Employees Retirement System

PHG – Public Health Goal

PPB – Parts Per Billion

PRV – Pressure Relief Valve

PVC Pipe – Polyvinyl Chloride Pipe

RWWMF – Regional Water Management Foundation

RFP – Request for Proposals

ROW – Right-of-way

RWQCB – Regional Water Quality Control Board

SCWD – Santa Cruz Water Department (City of)

SDWA – Safe Drinking Water Act

SGMA – Sustainable Groundwater Management Act

SLVWD – San Lorenzo Valley Water District

SMGWA – Santa Margarita Groundwater Agency

SqCWD – Soquel Creek Water District

SWRCB – State Water Resources Control Board

TP – Treatment Plant



SCOTTS VALLEY WATER DISTRICT

Board of Directors
Regular Meeting
01/14/21 at 6:00 p.m.
Agenda

BOARD OF DIRECTORS
PRESIDENT Bill Ekwall
VICE PRESIDENT Ruth Stiles
Wade Leishman
Chris Perri
Danny Reber
ASSOCIATE DIRECTORS
Noelle Downing
Annie Finch
GENERAL MANAGER
Piret Harmon

This meeting is conducted in a remote access format in compliance with Executive Order N-29-20.

Join the meeting <https://global.gotomeeting.com/join/488730213>

Or call (646) 749-3122 Access Code 488-730-213

Remote access is available 15 minutes before the start of the meeting.

1. Convene

- 1.1. Call to Order and Roll Call
- 1.2. Pledge of Allegiance and Invocation
- 1.3. Closed Session Report (none)
- 1.4. Additions/Deletions to the Agenda
- 1.5. Oral Communications

2. Presentation (none)

3. Administrative

Items are informational in nature and do not include an agenda report.

3.1. [Approval of Minutes](#)

12/10/20 Regular Board Meeting

3.2. [Committee and other Agency Meeting Reports](#)

Engineering and Water Resources Committee (none)

Executive & Public Affairs Committee (none)

Finance & Personnel Committee (none)

Interagency Committee 12/03/20

Joint City–District Committee 01/07/21 - oral

Santa Margarita Groundwater Agency (SMGWA) Board 11/16/20, 12/09/20

3.3. [Committee Appointments for 2021](#)

3.4. [ACWA JPIA Executive Committee Election Notice](#)

4. Consent (none)

Items are routine in nature, may be approved by one motion, each item includes an agenda report.

5. Public Hearings (none)

6. Business

Items are complex in nature, considered individually, each item includes an agenda report with recommendation and an oral staff report or presentation.

6.1. Association of California Water Agencies Joint Powers Insurance Authority (ACWA JPIA) Commitment to Excellence

Recommendation: Ratify the District's commitment to the Program of Excellence supporting the Association of California Water Agencies Joint Powers Insurance Authority (ACWA JPIA) insurance coverage and related services.

6.2. Water Supply Outlook 2021

Recommendation: Receive Information.

7. Staff Reports

7.1. Legal

District Counsel - oral

7.2. Administrative

General Manager - oral

7.3. Finance

[Financial Reports 07/01/20 through 11/30/20](#)

7.4. Operations

Operations Report - oral

[Production, Demand and Rainfall Data through 12/31/20](#)

[Development Project Status Report through 12/31/20](#)

8. Directors Reports

Travel and Meetings

ACWA and ACWA/JPIA Updates

Other

9. Written Correspondence

[ACWA Groundwater Committee Meeting Recap 12/08/20](#)

10. Community Relations (none)

11. Closed Session (none)

12. Report on Closed Session and Additional Items (none)

13. Future Items

District Projects Status Report (Feb)

Communications and Community Outreach Update (Feb)

2020 Urban Water Management Plan

AWIA Risk and Resilience Assessment

AWIA Emergency Response Plan

Water Rate Study and Prop 218 Hearing

14. Meetings and Event Calendar

Regular Board Meetings

02/11/21

03/11/21

04/08/21

Committee Meetings

01/18/21 Executive & Public Affairs

01/19/21 Finance & Personnel

01/18/21 Water Resources & Engineering

03/03/21 Interagency

Santa Margarita Groundwater Agency

Regular Board Meetings

01/28/21

02/25/21

03/25/21

15. Adjourn

The next regular meeting of the Scotts Valley Board of Directors is scheduled for 02/11/21.

AVAILABILITY OF PUBLIC RECORDS PROVIDED TO THE BOARD OF DIRECTORS: THE DISTRICT WILL MAKE AVAILABLE FOR PUBLIC REVIEW ANY PUBLIC RECORDS FURNISHED TO THE BOARD OF DIRECTORS AT THE SAME TIME SUCH RECORDS ARE FURNISHED TO THE BOARD OF DIRECTORS. **SUCH RECORDS SHALL BE AVAILABLE AT WWW.SVWD.ORG AND AT THE DISTRICT OFFICE DURING NORMAL BUSINESS HOURS.**

PUBLIC ACCESS – ACCOMMODATIONS UNDER THE ADA: PURSUANT TO TITLE II OF THE AMERICANS WITH DISABILITIES ACT OF 1990, THE SCOTTS VALLEY WATER DISTRICT REQUESTS THAT ANY PERSON IN NEED OF ANY TYPE OF SPECIAL EQUIPMENT, ASSISTANCE OR ACCOMMODATION(S) IN ORDER TO EFFECTIVELY COMMUNICATE AT THE DISTRICT'S PUBLIC MEETING PLEASE MAKE SUCH A REQUEST TO THE DISTRICT OFFICE AT THE ABOVE ADDRESS OR BY CALLING (831) 438-2363 A MINIMUM OF THREE (3) WORKING DAYS PRIOR TO THE SCHEDULED MEETING. ADVANCE NOTIFICATION WITHIN THIS GUIDELINE WILL ENABLE THE DISTRICT TO MAKE REASONABLE ARRANGEMENTS TO ENSURE ACCESSIBILITY.

Board of Directors
Regular Meeting
12/10/20 at 6:00 p.m.
Minutes

The meeting was conducted in remote access format compliant with Executive Order N-29-20.

1. Convene

1.1. Call to Order and Roll Call

President Leishman called the meeting to order at 6:00 p.m.

Directors

Bill Ekwall
Wade Leishman
Chris Perri
Danny Reber
Ruth Stiles

Staff

Bob Bosso, Legal Counsel
Piret Harmon, General Manager
David McNair, Operations Manager
Nicholas Kurns, Finance & Customer Service Manager
Donna Paul, Assistant to General Manager

Associate Directors

Noelle Downing
Annie Finch (absent)

1.2. Pledge of Allegiance and Invocation

Director Perri led the pledge of allegiance and Director Reber provided the invocation.

1.3. Closed Session Report

President Leishman reported that price and terms for APN 022-601-05 was discussed and direction provided to the District's negotiator.

1.4. Additions/Deletions to the Agenda

None.

1.5. Oral Communications

None.

2. Presentation

None.

3. Administrative

3.1. Approval of Minutes

MOTION carried to approve the minutes of the 11/12/20 Regular Board Meeting by unanimous roll call vote.

3.2. Committee and other Agency Meeting Reports

Executive & Public Affairs Committee (None.)

Finance & Personnel Committee 11/17/20

There was nothing further to add to the written report.

Water Resources & Engineering Committee 11/16/20

There was nothing further to add to the written report.

Interagency Committee 12/03/20

Director Reber reported that the agencies provided updates and General Manager Harmon added that the committee discussed its membership and objectives.

Santa Margarita Groundwater Agency (SMGWA) 11/16/20, 12/09/20

Director Perri and Director Stiles reported on the progress of the SMGWA on the development of the groundwater sustainability plan.

3.3. 2021 Board Meeting Schedule (start time)

The Board agreed to continue the 6:00 p.m. start as long as remote meetings continue.

3.4. 2021 Election of LAFCO Regular and Alternate Special District Members

The Board was informed about an upcoming vacancy on LAFCO Board of Directors.

4. Consent

None.

5. Public Hearings

None.

6. Business

6.1. Comprehensive Annual Financial Report for the Fiscal Years Ended June 30, 2020 and 2019

Finance and Customer Service Manager Kurns provided the staff report and introduced Paul Kaymark, Nigro and Nigro, Certified Public Accountants. [Click here](#) to view the presentation.

MOTION carried to accept the Scotts Valley Water District Comprehensive Annual Financial Report for Fiscal Years Ended June 30, 2020 and 2019 by unanimous roll call vote.

6.2. Validated Water Loss Audit Report 2019

Operations Manager McNair provided the staff report and responded to Board questions.

No action was taken on this item.

7. Staff Reports

7.1. Legal

District Counsel Bosso reported that he has worked with staff on the Scottsborough item and administered the oath of office for Director Perri and Director Reber.

7.2. Administrative

The General Managers report is appended.

7.3. Finance

The Financial Reports 07/01/20 through 10/31/20 were accepted without comment.

7.4. Operations

Operations Manager McNair reported on the Orchard Run Water Treatment Plant improvements project, Joint City - District Committee on 12/08/20 and that Ryan Ritchie has been promoted to Water Operations Supervisor.

Production, Demand and Rainfall Data through 11/30/20

Leak Adjustment Program Report 07/01/20 through 10/31/20

8. Directors Reports

8.1. Travel and Meetings, ACWA and ACWA/JPIA Updates, Other

Director Perri attended ACWA conference and the Region 5 event.

Director Stiles reported and responded to Board question regarding the 12/08/20 Joint City-District Committee meeting.

8.2. Election of Officers

MOTION carried to elect Director Bill Ekwall as the 2021 Board President by unanimous roll call vote.

MOTION carried to elect Director Ruth Stiles as the 2021 Board President by unanimous roll call vote.

9. Written Correspondence

None.

10. Community Relations

None.

11. Closed Session

None.

12. Report on Closed Session and Additional Items

None.

13. Future Items

Committee Assignments

Development Projects Status Report

District Projects Status Report

Initial Water Supply Outlook

14. Meetings and Event Calendar

Regular Board Meetings

01/14/21

02/11/21

03/11/21

Committee Meetings

12/14/20 Executive & Public Affairs - Cancelled

12/15/20 Finance & Personnel - Cancelled

12/14/20 Water Resources & Engineering - Cancelled

03/03/21 Interagency

Santa Margarita Groundwater Agency Board

Regular Board Meetings

01/28/21

02/25/21

03/25/21

15. Adjourn

The meeting adjourned at 7:36 p.m.

Approved:

Attest:

Wade Leishman,
Board President

Piret Harmon
General Manager

STAFF REPORT – General Items

Scotts Valley Water District

Date: December 12, 2020

To: Board of Directors

From: General Manager

1. Effective November 30, 2020, employers in the State are required under a Cal/OSHA Emergency Temporary Order to carry out a COVID-19 Prevention Program (CPP). The COVID-19 Prevention standard requires employers to establish, implement and maintain a written program that includes:
 - a. Identifying and evaluating employee exposures to COVID-19 health hazards
 - b. Implementing effective policies and procedures to correct unsafe and unhealthy conditions
 - c. Providing and ensuring workers wear face covering to prevent exposure in the workplace
 - d. Provide effective training and instructions to employees on how COVID-19 is spread, infection prevention techniques, and information regarded related benefits that employees may be entitled to under applicable laws.

The District has had COVID-19 guidelines developed and posted since early summer, most of it is still pertinent and is incorporated into CCP. New required elements to be included in the program cover notices of potential COVID-19 exposure, protocols and procedures for exclusion of COVID-19 cases and exposures, testing requirements and plan for COVID-19 outbreak as defined by Cal/OSHA.

2. General Manager Harmon attended ACWA JPIA Board of Directors meeting on November 30 and ACWA Virtual Fall Conference on December 2-3.
3. John Ricker, County Water Resources Division Director is retiring after almost 40 years of service and Sierra Ryan has been appointed to serve as the Interim Water Resources Director.
4. Mike Legg retired from the District as of December 4, Ryan Ritchie was selected through open and promotional recruitments as the top candidate.
5. District will be closed for holidays December 21 – January 1.



**Interagency Committee
12/03/20 at 4:00 p.m.
Meeting Report**

1. Convene

The meeting convened at 4:03 p.m. It was conducted in remote access format in compliance Executive Order N-29-20.

Agencies and Representatives Present

Scotts Valley Water District
Danny Reber
Piret Harmon (staff)

City of Scotts Valley
Tina Friend (staff)

Scotts Valley Fire Protection District
Daren Pisciotta,
Ron Whittle (staff)

Scotts Valley Unified School District
Michael Shulman
Tanya Krause (staff)

2. Meeting Report 09/09/20

The meeting report was accepted without comment.

3. Agency Updates

City of Scotts Valley

City Manager Friend reported on the recent stay at home order issued by the Governor and the renovation project at the Scotts Valley Library.

Scotts Valley Fire Protection District

Chief Whittle reported that he assumed the duties of Chief on 11/01/20 and is working with the local business community on fire safety concerns related to outdoor structures installed due COVID-19 restrictions.

Scotts Valley Water District

General Manager Harmon reported that the Junior Associate Board Member and Community Member on Board Committee Programs have been extended through December 2021 and shared results from of a recent customer survey.

Scotts Valley Unified School District

The Interagency Committee objectives are to: provide a unified source of accurate information on community related matters; demonstrate effective interagency relationships; and through transparency build and maintain trust of local public agencies

Superintendent Krause reported that COVID-19 continues to be the main focus with a recent push to reopen schools. Collective bargaining agreements are in place and schools will re-open in a hybrid setting when the County has been in the red tier for three consecutive weeks.

4. Future Discussion Items

Committee Objectives

Legislative Meeting

2021 Meeting Dates: 03/03/21; 06/02/21; 09/01/21; 12/01/21

5. Adjourn:

The meeting adjourned at 5:16 p.m. The next meeting is 03/03/21 at 4:00 p.m.

Board Meeting Recap: Nov & Dec 2020

SMGWA Board Finishes 2020 with Workshop, Two Meetings

To round out 2020, Santa Margarita Groundwater Agency held three productive public meetings, including an informational session for private well owner representatives in the Santa Margarita Groundwater Basin. The agency welcomed two new board members in December, while continuing to develop the Groundwater Sustainability Plan (GSP), a requirement of the Sustainable Groundwater Management Act (SMGA) that is due in early 2022. All meetings, including public comment and participation on agenda items, were conducted via all-remote, web- and phone-based access due to the coronavirus outbreak.

The private well owner meeting on Dec. 2, which was broadcast on Facebook Live in addition to a virtual meeting platform, provided an overview of the GSP process and the role of private well owners (PWOs), including so-called de minimis pumpers, which are those who operate a well that pumps 2 acre-feet or less per year for domestic purposes (typically a well serving one to four households). The role of PWOs has been a part of the discussion since SMGWA was created in 2017, and the meeting aimed to engage with well owners to describe the interactions between the groundwater basin and private water use, and discuss ways individual well users can be good stewards of the aquifer. The conversation also touched on whether fees may be applied to these groundwater users in the future, though there currently are no plans for PWO fees. Meeting participants were given the opportunity to give feedback and ask questions of staff, consultants and board members during the meeting.

The agency's November board meeting was held Monday, Nov. 16. The meeting included an update on the Youth Outreach Program, including the Groundwater Steward Summer Program, an ongoing effort to involve and inform youth and young adults in the Basin about the local groundwater issues and the SGMA. The board revisited the agency's potential role in implementing Projects and Management Actions (PMAs) identified in the GSP. Staff suggested that tapping into projects already being pursued by member agencies could be a way to maximize the benefit of work already being done in the Basin. PMAs must be included in the final GSP but do not need to be "shovel ready" activities.

At the agency's December board meeting, on Wednesday, Dec. 9, two new board members were acknowledged. The San Lorenzo Valley Water District board appointed newly-elected directors Gail Mahood and Tina To to be the District's representatives to the agency with Lois Henry as the alternate. The December meeting was structured as a workshop on groundwater conditions in the Santa Margarita Basin. The board received a refresher on basin conditions, then staff and consultants gathered input from the board and public on locations and types of groundwater problems, consequences of those problems and proposed solutions. The information will assist the upcoming groundwater modeling efforts to help identify solutions to undesirable basin conditions.

The next SMGWA Board of Directors meeting will be held Thursday, Jan. 28, at 5:30 p.m. More information at www.smgwa.org.



SCOTTS VALLEY
WATER DISTRICT



COMMITTEES 2021

<u>Committee</u>	<u>Focus Area</u>	<u>Members</u>
Engineering and Water Resources 3 rd Monday 10 a.m.	Capital and maintenance projects (infrastructure and facilities); property acquisition and disposition; standard specifications; CIP budget. Water supply augmentation projects; water resource issues; water use efficiency; water quality; conservation programs.	_____ _____ Kelly Krotcov, Community Member 1 st Alternate: _____ 2 nd Alternate: _____ 3 rd Alternate: _____
Executive and Public Affairs 3 rd Monday 4 p.m.	General Manager evaluation; succession planning (GM and Board); other items that do not fit within the defined boundaries of other committees. Community relations; communication strategy and outreach; public information.	Bill Ekwall Ruth Stiles Alternate: Wade Leishman <i>President and Vice President</i> Alternate: Past President
Finance and Personnel 3 rd Tuesday 4 p.m.	Fiscal (incl. investment and purchasing) policies; financial reports; annual audit; internal audit, rates, fees and charges; operating budget; grants. New positions; wage and benefit adjustments; potential disciplinary actions; training and safety programs; ethics and discrimination issues; MOU contract.	Bill Ekwall _____ Barbara Callahan, Community Member 1 st Alternate: _____ 2 nd Alternate: _____ 3 rd Alternate: _____ <i>President serves on the Finance and Personnel Committee</i>
Interagency	Provide a unified source of information on community related matters and support effective interagency relationships	_____ Alternate: _____
Joint City District (Ad-Hoc)	Coordinate on the future of water and wastewater resources in Scotts Valley	Chris Perri Ruth Stiles
Santa Margarita Groundwater Agency (SMGWA) Board		Chris Perri Ruth Stiles Alternate: Bill Ekwall
ACWA Joint Powers Insurance Authority (ACWA/JPIA) Board		Chris Perri 1 st Alternate: Bill Ekwall 2 nd Alternate: Piret Harmon
ACWA Committee: Energy		Chris Perri
ACWA Committee: Groundwater		Chris Perri Derrick Williams (Montgomery & Assoc)
ACWA Committee: Membership		Chris Perri
ACWA Committee: Business Development		Piret Harmon
ACWA Committee: Local Government		Piret Harmon

[View this email in your browser](#)



2021 JPIA Executive Committee Election Notice

There will be an Executive Committee election during the JPIA's Board of Directors' meeting to be held in the spring of 2021.

This election will fill four Executive Committee member positions, each for a four-year term. The incumbents are Tom Cuquet, South Sutter WD; David Drake, Rincon Del Diablo MWD; Melody McDonald, San Bernardino Valley WCD; and Randall Reed, Cucamonga Valley WD.

JPIA Directors who are interested in being candidates for the election should follow the nomination procedures.

The deadline to qualify for the election is **Friday, March 19, 2021**.

The nominating procedures and copies of the nominating and concurring in nomination resolutions can be found on the [JPIA's website](#).



ACWA JPIA Nomination Procedures for Executive Committee

Approximately 120 Days before Election (January 4, 2021)

All ACWA JPIA Directors and Member Districts are to be notified of:

- A) Date and place of Election;
- B) Executive Committee positions and terms of office to be filled by Election;
- C) Incumbent office holders; and
- D) Nomination Procedures.

120 to 45 Days before Election (January 4 – March 19, 2021)

- A) A district (that participates in all four of the JPIA's programs: Liability, Property, Workers' Compensation and Employee Benefits) may place into nomination its member of the Board of Directors of ACWA JPIA with the concurrence of three districts, then members of the ACWA JPIA, in addition to the nominating district.
- B) Sample resolutions are available on the ACWA JPIA website.
- C) The **district is solely responsible** for timely submission of the nominating resolution and the three additional concurring in nomination resolutions of its candidate for office.

45 Days before Election (March 19, 2021)

- A) Deadline and location for receiving the nominating and concurring in nomination resolutions in the ACWA JPIA office:

Friday – March 19, 2021 – 4:30 p.m.

Sylvia Robinson
Publications & Web Editor
(srobinson@acwajpia.com)
ACWA JPIA
P. O. Box 619082
Roseville, CA 95661-9082

- B) Candidates' statement of qualifications must be submitted, if desired, with the nominating resolutions. The statement of qualifications must be submitted on one side of an 8½ x 11" sheet of paper suitable for reproduction and distribution to all districts. (MSWord or PDF documents preferred).

14 Days before Election (April 19, 2021)

Final notice of the upcoming Election of Executive Committee members will be included as part of the Board of Directors' meeting packet. Final notice shall include:

- A) Date, Time, and Place of Election;
- B) Name and District of all qualified candidates;
- C) Candidate's statement of qualifications (if received); and
- D) Election Procedures and Rules.

AGENDA REPORT

Scotts Valley Water District

Date: 01/14/21

To: Board of Directors

Item: Business 6.1

Subject: **ACWA JPIA Commitment to Excellence**

Reason: Supports Strategic Goal No. 5 Organizational Vitality

SUMMARY

Recommendation: Ratify the District's commitment to the Program of Excellence supporting the Association of California Water Agencies Joint Powers Insurance Authority (ACWA JPIA) insurance coverage and related services.

Fiscal Impact: None.

Previous Related Action: None.

BACKGROUND

ACWA JPIA is a risk-sharing pool for California public water agencies. Scotts Valley Water District has been a member of JPIA for many years and obtains its property, liability, workers' compensation and employee benefits from them. Since the most frequent and costly losses come from vehicle, infrastructure, construction, employment practices, ergonomic and fall claims, the JPIA takes an active role encouraging members to implement programs and practices that can reduce these types of risks. The JPIA Commitment to Excellence (C2E) Program is a long-term outreach effort to meet that goal by helping membership reduce the frequency and severity of losses.

DISCUSSION

JPIA provides this program and additional resources to member agencies to help them establish policies and protocols to maximize safety on the job. C2E Best Practices has been developed for each loss reduction category and the practices are reviewed with member districts during risk assessment visiting.

Submitted,

Piret Harmon
General Manager

Enclosed: ACWA JPIA Commitment to Excellence Certification



ASSOCIATION OF CALIFORNIA WATER AGENCIES
JOINT POWERS
INSURANCE AUTHORITY

Commitment to Excellence

SCOTTS VALLEY WATER DISTRICT

and the Association of California Water Agencies/Joint Powers Insurance Authority (ACWA/JPIA) in mutual support for ensuring the most consistent, cost effective, and broadest possible affordable insurance coverage and related services, and in partnership with all ACWA/JPIA members, and in the interest of reducing **Scotts Valley Water District's** insurance costs, commit to a program of excellence that, through the implementation of "best practices" reduces the potential and frequency of:

- **Vehicle Losses**
- **Infrastructure Related Losses**
- **Construction Related Losses**
- **Employment Practices Claims**
- **Ergonomic (Musculoskeletal) and Fall Injuries**

Walt "Andy" Sells (CEO, ACWA/JPIA)

Signature

Pivet Harmon (General Manager)

Signature

12/18/2020

DocuSigned by:

Bob Ewell (Board Member)

Signature

Wade Weisman (Board Member)

Signature

[Signature] (Board Member)

Signature

[Signature] (Board Member)

Signature

Ruth L. Stiles (Board Member)

Signature

AGENDA REPORT

Scotts Valley Water District

Date: 01/14/21
To: Board of Directors
Item: Business 6.2
Subject: **Water Supply Outlook 2021**
Reason: Supports District Mission

SUMMARY

Recommendation: Receive information.

Fiscal Impact: The impact is unknown at this time.

Previous Related Action: On 05/14/20 the Board established Stage 2 Water Supply Conditions for Water Year 2020 and on 04/12/18 Stage 1 Water Supply Conditions for Water Year 2018.

BACKGROUND

The District's Water Shortage Contingency Plan (WSCP) is included in its 2015 Urban Water Management Plan. The Water Shortage Contingency Plan stipulates a four-stage demand reduction plan with the amount of rainfall in a given year or series of years being the basis for defining the stages of action. In addition to the precipitation-based triggers, the plan suggests groundwater level adjustment to the triggers. Demand reduction stages may be adjusted up or down based on this evaluation.

The Scotts Valley area, similarly to the rest of the State of California, experienced an extended period of drought in 2012 through 2015 when the cumulative rainfall reached 67% of the average. While WY 2019 received about average precipitations (104%), WY 2020 delivered only 50%.

DISCUSSION

Last decade has been experiencing very volatile precipitation patterns. WY 2020 started off with the first 3 months of the water year showing the signs of a normal rainfall year with 30% of average precipitations at the end of December but the trend changed drastically in the months of January and February. The current water year has been quite opposite – the total rainfall amount of 3.88 inches for the period of 10/1/20 to 12/31/20 is about 9% of the average and indicates a Stage 3 of the demand reduction plan. 21 inches total rainfall for the water year would transition us from Stage 3 to Stage 2 and 37 inches are required to reach Stage 1. Respective demand reduction targets are presented in the following table. As a reference, WY 2018 potable system demand was 1,130 acre feet, WY 2019 1,109 AF and WY 1,135 AF.

WATER SUPPLY CONDITION - AS OF DECEMBER 31, 2020													
		Average Rainfall	Rainfall (inches)				Rainfall (percent of average)				Cumulative		Single Year
			2018	2019	2020	2021	2018	2019	2020	2021	3-year	2-year	
Stage 1	Cumulative rainfall over 2 years < 80% of average and/or Single year rainfall < 75% of average	41.63	24.26	43.72	20.9	3.88	58%	105%	50%	9%		30%	9%
Stage 2	Cumulative rainfall over 2 years < 70% of average and/or Single year rainfall < 60% of average	41.63	24.26	43.72	20.9	3.88	58%	105%	50%	9%	55%	30%	9%
Stage 3	Cumulative rainfall over 3 years < 50% of average and/or Single year rainfall < 50% of average	41.63	24.26	43.72	20.9	3.88	58%	105%	50%	9%	55%	30%	9%
Stage 4	precipitation with groundwater levels below historic low range	41.63	24.26	43.72	20.9	3.88	58%	105%	50%	9%	55%		

DEMAND REDUCTION CALCULATION

System demand reduction is based on a baseline of average demand from the last 5 years where precipitation was >80% of average

			Target (AF)
Stage 1	Demand reduction	10%	1068
Stage 2	Demand reduction	15%	1009
Stage 3	Demand reduction	20%	950
Stage 4	Demand reduction	25%	890

It is still early in the water year to make predictions and develop necessary demand management strategies. We will continue monitoring the precipitation conditions and updating the Board on the water supply outlook. Staff recommends that the Board decides on the course of action for the remainder of the year either at its April or May meeting.

Submitted,

Piret Harmon
General Manager

STAFF REPORT - Finance

Scotts Valley Water District

Date: 01/14/21
To: Board of Directors
From: General Manager
Item: Staff Reports 7.3
Subject: **Financial Reports 07/01/20 through 11/30/20**

Summary

Fiscal Year-to-Date (YTD) preliminary figures reflect the period of 07/01/19 through 11/30/20. YTD revenues total \$3.6M and expenses total \$3.4M.

Revenue

November is the fifth month of the fiscal year and the first month of the November-December potable water billing period. Preliminary YTD potable water sales revenue is \$2.0M, water services revenue is \$867K, and new connections revenue is \$440K. Total YTD revenue in the potable water fund is \$3.3M, equal to 42% of the budget and 7% higher than the same period last fiscal year.

YTD recycled water sales revenue is \$288K, water services revenue is \$22K, and no revenue from new connections for the period. Total YTD revenue of \$311K in the recycled water fund equals 41% of the budget, which is 8% lower than for the same period of last fiscal year.

Expenses

Preliminary combined operating expenses YTD are below budget, with expenses of \$2.35M representing 38% of the budget. Project expenditures total \$499K and the debt service principal payment of \$567K was made.

Fund Balance

Cash reserves at the end of November were approximately \$4.4M with another \$1.1M booked in Accounts Receivable.

Enclosed

Budget Status Balance 07/01/20 – 11/30/20
Budget Status Revenue 07/01/20 – 11/30/20
Budget Status Expense 07/01/20 – 11/30/20
Projects Expense 07/01/20 – 11/30/20
Balance Sheet 11/30/20
Check Register 11/01/20 – 11/30/20

Budget Status - Balance



Period: 07/01/20 - 11/30/20

FY Remain: 58%

	FY 2020 YTD Actual	FY 2021 YTD Actual	FY 2021 vs. FY 2020	YOY % change	FY 2021 Budget	FY 2021 Remaining Balance	%
Period: 07/01/20 - 11/30/20 (5 months)							
Potable Water - Fund 01							
Water Sales & Services (R10, R20)	\$ 2,760,272	\$ 2,848,069	\$ 87,797	3%	\$ 5,952,484	\$ 3,104,415	52%
New Connections (R25)	\$ 300,074	\$ 440,619	\$ 140,545	47%	\$ 786,110	\$ 345,491	44%
Other Revenue (R30, R40)	\$ 45,072	\$ 42,396	\$ (2,676)	-6%	\$ 1,175,391	\$ 1,132,995	96%
Potable Water Total	\$ 3,105,418	\$ 3,331,084	\$ 225,666	7%	\$ 7,913,985	\$ 4,582,901	58%
Recycled Water - Fund 02							
Water Sales & Services (R10, R20)	\$ 338,305	\$ 310,134	\$ (28,171)	-8%	\$ 547,998	\$ 237,864	43%
New Connections (R25)	\$ -	\$ -	\$ -	-	\$ 32,126	\$ 32,126	100%
Other Revenue (R30, R40)	\$ 491	\$ 602	\$ 112	23%	\$ 177,985	\$ 177,383	100%
Recycled Water Total	\$ 338,796	\$ 310,737	\$ (28,059)	-8%	\$ 758,109	\$ 447,372	59%
TOTAL REVENUE	\$ 3,444,214	\$ 3,641,821	\$ 197,607	6%	\$ 8,672,094	\$ 5,030,273	58%
Expenses - Fund 01 and Fund 02 Combined							
Salaries & Benefits (E01)	\$ 1,173,559	\$ 1,228,642	\$ 55,083	5%	\$ 3,050,085	\$ 1,821,443	60%
Services & Supplies (E03-E80)	\$ 1,037,838	\$ 1,121,500	\$ 83,661	8%	\$ 3,074,046	\$ 1,952,546	64%
Project Expenses	\$ 136,712	\$ 499,698	\$ 362,986	266%	\$ 4,573,007	\$ 4,073,309	89%
Debt Service - Principal	\$ 460,030	\$ 567,298	\$ 107,268	23%	\$ 567,298	\$ -	0%
TOTAL EXPENSES *	\$ 2,808,139	\$ 3,417,137	\$ 608,998	22%	\$ 11,264,436	\$ 7,847,299	70%
NET REVENUE	\$ 636,075	\$ 224,684	\$ (411,391)		\$ (2,592,342)	\$ (2,817,026)	
Period: 07/01/20 - 11/30/20 (5 months)							
Total Revenue	\$ 3,444,214	\$ 3,641,821	\$ 197,607	6%	\$ 8,672,094	\$ 5,030,273	58%
Total Expenses *	\$ 2,808,139	\$ 3,417,137	\$ 608,998	22%	\$ 11,264,436	\$ 7,847,299	70%
Net Revenue	\$ 636,075	\$ 224,684	\$ (411,391)		\$ (2,592,342)		
Period: 07/01/20 - 10/31/20 (4 months)							
Total Revenue	\$ 2,947,042	\$ 2,883,779	\$ (63,264)	-2%	\$ 8,672,094	\$ 5,788,315	67%
Total Expenses *	\$ 2,318,277	\$ 2,531,214	\$ 212,937	9%	\$ 11,264,436	\$ 8,733,222	78%
Net Revenue	\$ 628,765	\$ 352,565	\$ (276,200)		\$ (2,592,342)		

* Expense totals do not include depreciation expense

Budget Status - Revenue



Period: 07/01/20 - 11/30/20

FY Remain: 58%

Fund 01	Potable Water	FY 2020 YTD Actual	FY 2021 YTD Actual	FY 2021 vs. FY 2020	YOY % change	FY 2021 Budget	FY 2021 Remaining Balance	%
R10	Operating Revenue - Water Sales							
01-000-41101	Residential Consumption - SF	\$ 1,110,600	\$ 1,228,461	\$ 117,860	11%	\$ 2,292,073	\$ 1,063,612	46%
01-000-41102	Residential Consumption - MF	\$ 66,558	\$ 74,442	\$ 7,885	12%	\$ 169,499	\$ 95,057	56%
01-000-41103	CII Consumption	\$ 484,897	\$ 404,883	\$ (80,015)	-17%	\$ 964,099	\$ 559,216	58%
01-000-41106	CII Consumption - Other	\$ 56,150	\$ 38,664	\$ (17,486)	-31%	\$ -	\$ (38,664)	
01-000-41105	Irrigation Consumption	\$ 187,605	\$ 220,806	\$ 33,201	18%	\$ 332,394	\$ 111,588	34%
01-000-41200	Other - Bulk Water	\$ 16,766	\$ 14,102	\$ (2,664)	-16%	\$ 25,745	\$ 11,643	45%
	R10 Sub Totals:	\$ 1,922,577	\$ 1,981,358	\$ 58,781	3%	\$ 3,783,810	\$ 1,802,452	48%
R20	Operating Revenue - Water Services							
01-000-41300	Other - Late Penalty	\$ 12,200	\$ 7,847	\$ (4,353)	-36%	\$ 25,800	\$ 17,953	70%
01-000-42100	Standby Basic Meter Charge	\$ 797,506	\$ 830,163	\$ 32,657	4%	\$ 2,074,649	\$ 1,244,486	60%
01-000-42121	Standby FP Basic Meter Charge	\$ 23,014	\$ 24,451	\$ 1,437	6%	\$ 57,725	\$ 33,274	58%
01-000-43300	Other Operating Revenue	\$ 4,975	\$ 4,250	\$ (725)	-15%	\$ 10,500	\$ 6,250	60%
	R20 Sub Totals:	\$ 837,695	\$ 866,711	\$ 29,016	3%	\$ 2,168,674	\$ 1,301,963	60%
R25	Operating Revenue - New Connections							
01-000-42101	Other Meter Fee	\$ 4,527	\$ 5,524	\$ 997	22%	\$ 12,891	\$ 7,367	57%
01-000-42102	Other Capacity Fee	\$ 292,870	\$ 434,845	\$ 141,975	48%	\$ 761,528	\$ 326,683	43%
01-000-42120	Other FP Meter Fee	\$ 2,052	\$ -	\$ (2,052)	-100%	\$ 4,691	\$ 4,691	100%
01-000-43100	Other Will Serve	\$ 625	\$ 250	\$ (375)	-60%	\$ 1,000	\$ 750	75%
01-000-43200	Other Dev Proj Review	\$ -	\$ -	\$ -		\$ 6,000	\$ 6,000	100%
	R25 Sub Totals:	\$ 300,074	\$ 440,619	\$ 140,545	47%	\$ 786,110	\$ 345,491	44%
R30	Non-Operating Revenue - Other							
01-000-46000	Property Taxes	\$ 24,286	\$ 19,750	\$ (4,537)	-19%	\$ 1,077,212	\$ 1,057,462	98%
01-000-47110	Interest & Dividend	\$ 12	\$ 5	\$ (7)	-58%	\$ 21	\$ 16	77%
01-000-47120	Interest - LAIF	\$ 4,085	\$ 7,302	\$ 3,217	79%	\$ 52,500	\$ 45,198	86%
01-000-47520	Misc. Non-Operating Revenue	\$ 16,689	\$ 4,138	\$ (12,551)	-75%	\$ 45,658	\$ 41,520	91%
01-000-47550	Third-Party Reimbursements	\$ -	\$ 10,691	\$ 10,691		\$ -	\$ (10,691)	
	R30 Sub Totals:	\$ 45,072	\$ 41,886	\$ (3,187)	-7%	\$ 1,175,391	\$ 1,144,196	97%
R40	Non-Operating Revenue - Grants							
01-000-45260	Local Grant - ACWA JPIA	\$ -	\$ 510	\$ 510		\$ -	\$ (510)	
	R40 Sub Totals:	\$ -	\$ 510	\$ 510		\$ -	\$ (510)	
	Fund 01 Revenue:	\$ 3,105,418	\$ 3,331,084	\$ 214,975	7%	\$ 7,913,985	\$ 4,593,592	58%
	Fund 01 Rev Excl Grants & Cap Contributions	\$ 3,105,418	\$ 3,330,574	\$ 214,465	7%	\$ 7,913,985	\$ 4,594,102	58%

Budget Status - Revenue



Period: 07/01/20 - 11/30/20

FY Remain: 58%

		FY 2020 YTD Actual	FY 2021 YTD Actual	FY 2021 vs. FY 2020	YOY % change	FY 2021 Budget	FY 2021 Remaining Balance	%
Fund 02	Recycled Water							
R10	Operating Revenue - Water Sales							
02-000-41105	Irrigation Consumption	\$ 320,130	\$ 283,885	\$ (36,246)	-11%	\$ 482,653	\$ 198,768	41%
02-000-41200	Other - Bulk Water	\$ 3,818	\$ 4,289	\$ 471	12%	\$ -	\$ (4,289)	
	R10 Sub Totals:	\$ 323,949	\$ 288,174	\$ (35,775)	-11%	\$ 482,653	\$ 194,479	40%
R20	Operating Revenue - Water Services							
02-000-42100	Standby Basic Meter Charge	\$ 14,357	\$ 21,885	\$ 7,529	52%	\$ 65,345	\$ 43,460	67%
02-000-43300	Other Operating Revenue	\$ -	\$ 75	\$ 75		\$ -	\$ (75)	
	R20 Sub Totals:	\$ 14,357	\$ 21,960	\$ 7,604	53%	\$ 65,345	\$ 43,385	66%
R25	Operating Revenue - New Connections							
02-000-42101	Other Meter Fee	\$ -	\$ -	\$ -		\$ 825	\$ 825	100%
02-000-42102	Other Capacity Fee	\$ -	\$ -	\$ -		\$ 31,301	\$ 31,301	100%
	R25 Sub Totals:	\$ -	\$ -	\$ -		\$ 32,126	\$ 32,126	100%
R30	Non-Operating Revenue - Other							
02-000-47110	Interest & Dividend	\$ 491	\$ 182	\$ (308)	-63%	\$ 8,573	\$ 8,391	98%
02-000-47520	Other Non-Operating Revenue	\$ -	\$ 420	\$ 420		\$ -	\$ (420)	
02-000-47560	Reduction of RW Entitlement	\$ -	\$ -	\$ -		\$ 169,412	\$ 169,412	100%
	R30 Sub Totals:	\$ 491	\$ 602	\$ 112	23%	\$ 177,985	\$ 177,383	100%
	Fund 02 Revenue:	\$ 338,796	\$ 310,737	\$ (28,059)	-8%	\$ 758,109	\$ 447,372	59%
	Fund 02 Rev Excl Grants & Cap Contributions	\$ 338,796	\$ 310,737	\$ (28,059)	-8%	\$ 758,109	\$ 447,372	59%
	Revenue Totals:	\$ 3,444,214	\$ 3,641,821	\$ 186,916	6%	\$ 8,672,094	\$ 5,040,964	58%
	Revenue Total Excl Grants & Cap Contributions	\$ 3,444,214	\$ 3,641,311	\$ 186,406	6%	\$ 8,672,094	\$ 5,041,474	58%

Budget Status - Expense



Period: 07/01/20 - 11/30/20

FY Remain: 58%

		FY 2020 YTD Actual	FY 2021 YTD Actual	FY 2021 vs. FY 2020	YOY % change	FY 2021 Budget	FY 2021 Remaining Balance	%
Fund 01 and Fund 02 Combined								
Dept	Administration							
E01	Salaries & Benefits	\$ 252,168	\$ 237,003	\$ (15,165)	-6%	\$ 641,272	\$ 404,269	63%
E03	General & Admin - Services	\$ 121,843	\$ 117,242	\$ (4,601)	-4%	\$ 470,819	\$ 353,577	75%
E05	General & Admin - Supplies	\$ 13,011	\$ 1,822	\$ (11,189)	-86%	\$ 17,200	\$ 15,378	89%
E10	Source of Supply	\$ 148,305	\$ 291,021	\$ 142,716	96%	\$ 330,490	\$ 39,469	12%
E70	Other	\$ -	\$ -	\$ -		\$ 5,000	\$ 5,000	100%
	Dept 100 Sub Totals:	\$ 535,326	\$ 647,088	\$ 111,762	21%	\$ 1,464,781	\$ 817,693	56%
Dept	Finance/Customer Service							
E01	Salaries & Benefits	\$ 218,444	\$ 243,443	\$ 25,000	11%	\$ 563,967	\$ 320,524	57%
E03	General & Admin - Services	\$ 90,882	\$ 88,384	\$ (2,497)	-3%	\$ 210,163	\$ 121,779	58%
E05	General & Admin - Supplies	\$ 200	\$ -	\$ (200)	-100%	\$ 4,000	\$ 4,000	100%
E35	Customer Accounts	\$ 75,532	\$ 85,361	\$ 9,830	13%	\$ 207,113	\$ 121,752	59%
E70	Other	\$ 500	\$ 984	\$ 484	97%	\$ 1,038	\$ 54	5%
E80	Debt Service - Interest	\$ 21,590	\$ 18,966	\$ (2,624)	-12%	\$ 75,863	\$ 56,897	75%
	Dept 200 Sub Totals:	\$ 407,147	\$ 437,139	\$ 29,993	7%	\$ 1,062,144	\$ 625,005	59%
Dept	Operations							
E01	Salaries & Benefits	\$ 622,121	\$ 652,856	\$ 30,735	5%	\$ 1,619,059	\$ 966,203	60%
E03	General & Admin - Services	\$ 77,620	\$ 43,017	\$ (34,603)	-45%	\$ 205,260	\$ 162,243	79%
E05	General & Admin - Supplies	\$ 13,114	\$ 11,649	\$ (1,464)	-11%	\$ 17,000	\$ 5,351	31%
E07	General Production	\$ 38,841	\$ 39,333	\$ 492	1%	\$ 97,000	\$ 57,667	59%
E10	Source of Supply	\$ 111,445	\$ 10,454	\$ (100,992)	-91%	\$ 130,000	\$ 119,546	92%
E15	Pumping	\$ 182,817	\$ 186,341	\$ 3,524	2%	\$ 513,400	\$ 327,059	64%
E20	Water Treatment	\$ 81,799	\$ 69,019	\$ (12,780)	-16%	\$ 430,000	\$ 360,981	84%
E25	Transmission & Distribution	\$ 31,466	\$ 60,133	\$ 28,666	91%	\$ 131,200	\$ 71,067	54%
E70	Other	\$ 21,619	\$ 77,257	\$ 55,638	257%	\$ -	\$ (77,257)	
	Dept 300 Sub Totals:	\$ 1,180,843	\$ 1,150,060	\$ (30,783)	-3%	\$ 3,142,919	\$ 1,992,859	63%
Dept	Engineering							
E01	Salaries & Benefits	\$ 36,874	\$ 43,195	\$ 6,320	17%	\$ 105,710	\$ 62,515	59%
E03	General & Admin - Services	\$ 4,460	\$ 20,345	\$ 15,885	356%	\$ 189,900	\$ 169,555	89%
E05	General & Admin - Supplies	\$ -	\$ -	\$ -		\$ 1,000	\$ 1,000	100%
	Dept 400 Sub Totals:	\$ 41,334	\$ 63,540	\$ 22,205	54%	\$ 296,610	\$ 233,070	79%
Dept	Board of Directors							
E01	Salaries & Benefits	\$ 43,952	\$ 52,144	\$ 8,193	19%	\$ 120,077	\$ 67,933	57%
E03	General & Admin - Services	\$ 2,795	\$ 170	\$ (2,625)	-94%	\$ 22,800	\$ 22,630	99%
E05	General & Admin - Supplies	\$ -	\$ -	\$ -		\$ 800	\$ 800	100%
	Dept 900 Sub Totals:	\$ 46,747	\$ 52,314	\$ 5,568	12%	\$ 143,677	\$ 91,363	64%

Budget Status - Expense



Period: 07/01/20 - 11/30/20

FY Remain: 58%

		FY 2020 YTD Actual	FY 2021 YTD Actual	FY 2021 vs. FY 2020	YOY % change	FY 2021 Budget	FY 2021 Remaining Balance	%
Summary								
E01	Salaries & Benefits	\$ 1,173,559	\$ 1,228,642	\$ 55,083	5%	\$ 3,050,085	\$ 1,821,443	60%
E03	General & Admin - Services	\$ 297,599	\$ 269,158	\$ (28,441)	-10%	\$ 1,098,942	\$ 829,784	76%
E05	General & Admin - Supplies	\$ 26,325	\$ 13,471	\$ (12,854)	-49%	\$ 40,000	\$ 26,529	66%
E07	General Production	\$ 38,841	\$ 39,333	\$ 492	1%	\$ 97,000	\$ 57,667	59%
E10	Source of Supply	\$ 259,750	\$ 301,475	\$ 41,725	16%	\$ 460,490	\$ 159,015	35%
E15	Pumping	\$ 182,817	\$ 186,341	\$ 3,524	2%	\$ 513,400	\$ 327,059	64%
E20	Water Treatment	\$ 81,799	\$ 69,019	\$ (12,780)	-16%	\$ 430,000	\$ 360,981	84%
E25	Transmission & Distribution	\$ 31,466	\$ 60,133	\$ 28,666	91%	\$ 131,200	\$ 71,067	54%
E35	Customer Accounts	\$ 75,532	\$ 85,361	\$ 9,830	13%	\$ 208,151	\$ 121,805	59%
E70	Other	\$ 22,119	\$ 78,241	\$ 56,122	254%	\$ 5,000	\$ (77,257)	-1545%
E80	Debt Service - Interest	\$ 21,590	\$ 18,966	\$ (2,624)	-12%	\$ 75,863	\$ 56,897	75%
	Purchase Order Carryover					\$ 14,000		
District Expense Total:		\$ 2,211,397	\$ 2,350,141	\$ 138,744	6%	\$ 6,124,131	\$ 3,754,990	61%
Fund 01 and 02 Combined								
E01	Salaries & Benefits	\$ 1,173,559	\$ 1,228,642	\$ 55,083	5%	\$ 3,050,085	\$ 1,821,443	60%
E03-E80	Services & Supplies	\$ 1,037,838	\$ 1,121,500	\$ 83,661	8%	\$ 3,060,046	\$ 1,938,546	63%
	Purchase Order Carryover					\$ 14,000		
District Expense Total:		\$ 2,211,397	\$ 2,350,141	\$ 138,744	6%	\$ 6,124,131	\$ 3,759,990	61%

Projects - Expense



Period: 07/01/20 - 11/30/20

FY Remain: 58%

Fund 01 and Fund 02 Combined		FY 2021 YTD Actual	FY 2021 Budget *	FY 2021 Remaining Balance	%
Project	Description				
C15016	Utility Billing Software Improvements	\$ -	\$ 26,841	\$ 26,841	100%
C15021	Purified Recycled Water Recharge	\$ 9,159	\$ 421,021	\$ 411,863	98%
C16023	Orchard Run WTP Water Quality Improvements	\$ 26,964	\$ 2,113,507	\$ 2,086,543	99%
C16024	Bethany Tank Rehabilitation	\$ 86,215	\$ 244,528	\$ 158,313	65%
M17011	Meters with AMI	\$ 19,624	\$ 75,000	\$ 55,376	74%
C17011	AMI Technology for Meters	\$ 32,027	\$ 170,053	\$ 138,026	81%
C17018	Specialized Operations Vehicle	\$ 154,181	\$ 215,603	\$ 61,422	28%
C18033	Polo Ranch Pump Station Improvements	\$ 72,863	\$ 75,000	\$ 2,137	3%
C18035	Sequoia Tank Rehabilitation	\$ 20,170	\$ -	\$ (20,170)	
C19020	El Pueblo WTP Improvements	\$ 27,345	\$ 56,050	\$ 28,705	51%
C19030	Hacienda Pump Station Improvements	\$ 3,070	\$ 57,728	\$ 54,658	95%
C19070	Vehicle Replacement Program	\$ 41,066	\$ 73,157	\$ 32,091	44%
C20010	Main Replacement Program - PW	\$ 342	\$ 675,379	\$ 675,037	100%
C20020	Treatment Facility for New Formation Well	\$ -	\$ 126,140	\$ 126,140	100%
C20040	Administrative Building Improvements	\$ 6,672	\$ 30,000	\$ 23,328	78%
TBD	Well 10 WTP Water Quality Improvements	\$ -	\$ 113,000	\$ 113,000	100%
TBD	Lompico Formation Production Well (Well 9)	\$ -	\$ 100,000	\$ 100,000	100%
Projects Expense Totals:		\$ 499,698	\$ 4,573,007	\$ 4,073,309	89%

* Budget amounts include carryover funds from the prior year

Balance Sheet



Fund 01 and Fund 02 Combined

	11/30/19	11/30/20
Assets		
Cash	\$3,671,401	\$4,430,509
Accrued Interest	\$325	\$142
A/R Customer-Water	\$937,457	\$1,148,009
A/R - Other	\$204,201	\$205,952
Interfund Loan Receivable	\$888,040	\$888,040
Inventory	\$232,601	\$271,380
Prepaid Expense	\$98,878	\$155,303
Note Receivable	\$229,412	\$70,000
JPA Investment	\$332,010	\$387,112
Land & Right-of-ways	\$650,697	\$650,697
Construction-in-progress	\$564,624	\$1,038,522
Water Rights / Intangible Assets	\$5,267,833	\$5,267,833
Plant & Equipment	\$38,053,522	\$39,131,437
Depreciation/Amortization	(\$22,757,538)	(\$23,827,288)
Deferred Pension Outflows	\$680,989	\$694,399
Unfunded OPEB Liability	\$153,549	\$142,970
	\$29,208,001	\$30,655,016
Liabilities		
A/P & Accrued Expenses	\$5,113	\$4,768
Accrued Interest Payable	\$2,000	\$18,966
Customer Deposits	\$70,210	\$43,210
Interfund Loans	\$888,040	\$888,040
LT Liabilities Due in 1 Yr	\$30,508	\$40,998
Unearned Revenue	\$69,924	\$58,519
Long-term Liabilities	\$9,589,006	\$8,773,238
Deferred Pension Inflows	\$212,281	\$215,460
	\$10,867,082	\$10,043,198
Fund Balance		
Investment in Capital Assets	\$16,974,413	\$16,974,413
Unrestricted Net Position	\$116,146	\$2,359,627
	\$17,090,559	\$19,334,040
Total Liabilities and Fund Balance:	\$27,957,641	\$29,377,238
Total Retained Earnings:	\$1,250,360	\$1,277,779
Total Fund Balance and Retained Earnings:	\$18,340,919	\$20,611,818
Total Liabilities, Fund Balance, and Retained Earnings:	\$29,208,001	\$30,655,016

Scotts Valley Water District
AP Check Register
November 2020

Vendor Name	Check Date	Check No.	Check Amount	Description
ACWA/JPIA	11/25/2020	29320	\$ 38,064.57	EE and Retiree Benefits - Dec 2020
AFLAC	11/25/2020	29321	\$ 380.18	EE Self-Funded Supplemental Benefits - Nov 2020
AUTOMATIONDIRECT.COM INC	11/6/2020	29295	\$ 1,089.82	Polo Ranch PS Upgrades - Electrical Supplies & Wiring
BADGER METER	11/6/2020	29296	\$ 3,626.75	Monthly Cell Charge for PW Meter Reads - Oct 2020
BADGER METER	11/6/2020	29296	\$ 63.19	Monthly Cell Charge for RW Meter Reads - Oct 2020
BATTERIES PLUS BULBS #314	11/6/2020	29297	\$ 23.65	OPS Supplies - Weather Station Batteries
BAYSIDE EQUIPMENT COMPANY	11/25/2020	29323	\$ 1,716.00	Generator Rentals - Hacienda & Bethany Booster Stations (PSPS)
BERGMAN MARLYN	11/25/2020	29324	\$ 78.24	UB Refund Check 012594-000
BLAKE LANE JOINT VENTURE	11/25/2020	29325	\$ 3.01	UB Refund Check 012889-000
BOYNTON MICHAEL J	11/6/2020	29298	\$ 325.00	Gate Repair - Sequoia Tank
BULLARD JEFFREY	11/25/2020	29326	\$ 1,808.91	Customer Rebate - Lawn Replacement / Low Volume Irrigation
BUSINESS WITH PLEASURE	11/25/2020	29327	\$ 92.19	Hacienda PS Improvements - Signs for Shutdown
CALIFORNIA MUNICIPAL STATISTICS INC	11/25/2020	29328	\$ 550.00	Statistical Data Req'd for 2016 Refunding Loan
CENTRAL HOME SUPPLY	11/6/2020	29299	\$ 30.72	Small Tools - Broom
CENTRAL HOME SUPPLY	11/6/2020	29299	\$ 3.28	OPS Supplies - Misc
CITY OF SCOTTS VALLEY	11/25/2020	29329	\$ 480.00	Bacti Samples - Oct 2020
CIVIL CONSULTANTS GROUP INC	11/25/2020	29330	\$ 515.00	General Engineering Services - Oct 2020
CIVIL CONSULTANTS GROUP INC	11/25/2020	29330	\$ 2,000.00	Hacienda PS Improvements Task 8: Bid & Construction Phase
CIVIL CONSULTANTS GROUP INC	11/25/2020	29330	\$ 660.00	SA-153 Plan Review
COUNTY OF SANTA CRUZ	11/25/2020	29331	\$ 398.52	Landfill Waste - Oct 2020
DASSELS PETROLEUM	11/25/2020	29332	\$ 1,235.94	Vehicle Fuel - Oct 2020
DASSELS PETROLEUM	11/25/2020	29332	\$ 76.31	Annual Propane Tank Charge - Crecent Booster
DMV RENEWAL	11/6/2020	29300	\$ 27.00	Registration - License #SE604201
DMV RENEWAL	11/6/2020	29300	\$ 27.00	Registration - License #SE602807
E&S TRUCKING	11/25/2020	29333	\$ 3,800.00	Orchard Run Wastewater - Sep-Oct 2020
ESPARZA ADRIAN	11/25/2020	29334	\$ 96.30	UB Refund Check 012496-000
EUROFINS Eaton ANALYTICAL	11/25/2020	29335	\$ 380.00	Lab Testing for Water Quality
FASTENAL COMPANY	11/6/2020	29301	\$ 485.77	Safety Supplies - Masks, Safety Goggles, Gloves
GEHRKE SANDRINA	11/25/2020	29337	\$ 1,440.00	Customer Rebate - Lawn Replacement / Low Volume Irrigation
GRAINGER	11/6/2020	29302	\$ 539.97	WTP Maint - Chemical Feed Pump Repair Kits
GRAINGER	11/6/2020	29302	\$ 651.49	Polo Ranch PS Upgrades - Surge Protector & Fuses
GRAINGER	11/25/2020	29338	\$ 380.64	Safety Supplies - Respirator & Cartridges
GRAINGER	11/25/2020	29338	\$ 612.42	Polo Ranch PS Upgrades - Panel UPS
GRANITE CONSTRUCTION CO	11/25/2020	29339	\$ 216.97	Main Maint - Aggregatebase
GRANITE ROCK COMPANY	11/25/2020	29340	\$ 142.01	Main Maint - Utility Trench Sand
GREEN WASTE RECOVERY INC	11/25/2020	29341	\$ 257.36	Trash Service - El Pueblo - Oct 2020
HAIGHT ROBERT	11/25/2020	29342	\$ 612.04	Retiree Medical - Dec 2020
HEALTH EQUITY INC	11/25/2020	29343	\$ 41.30	HSA Admin Fees - Nov 2020
HEALTH EQUITY INC	11/6/2020	29303	\$ 41.30	HSA Admin Fees - Oct 2020
HUANG SONG	11/25/2020	29344	\$ 181.50	Customer Rebate - Low Volume Irrigation
HUANG SONG	11/25/2020	29344	\$ 79.97	Customer Rebate - Smart Irrigation Controller
ICON CLOUD SOLUTIONS LLC	11/25/2020	29345	\$ 119.39	Phone Service - OPS - Nov 2020
ICON CLOUD SOLUTIONS LLC	11/25/2020	29345	\$ 338.04	Phone Service - Nov 2020
ICONIX WATERWORKS (US) INC	11/25/2020	29346	\$ 2,604.13	WTP Maint - Raw Water Flush Line Supplies
ICONIX WATERWORKS (US) INC	11/25/2020	29346	\$ 1,910.75	Service Line Maint - Misc Supplies
ICONIX WATERWORKS (US) INC	11/25/2020	29346	\$ 493.62	Small Tools - Gate Valve Keys
ICONIX WATERWORKS (US) INC	11/25/2020	29346	\$ 658.50	Main Maint - Couplings & Misc Supplies
ICONIX WATERWORKS (US) INC	11/25/2020	29346	\$ 1,108.24	Bethany 2nd Tank Addition - Misc Hardware
ICONIX WATERWORKS (US) INC	11/25/2020	29346	\$ 17,214.92	Polo Ranch PS Upgrades - Pump Station Supplies
INDEPENDENT CONSTRUCTION	11/25/2020	29347	\$ 2,000.00	Refund Deposit - PW Bulk Meter
INDEPENDENT ELECTRIC SUPPLY	11/6/2020	29304	\$ 199.76	Office Equipment - Label Printer
INDEPENDENT ELECTRIC SUPPLY	11/25/2020	29348	\$ 177.85	Hacienda PS Improvements - Electrical Supplies
INFOSEND	11/25/2020	29349	\$ 610.94	UB Inserts Printing & Mailing - Oct 2020
INFOSEND	11/25/2020	29349	\$ 1,745.56	UB Statements Printing & Mailing - Oct 2020
INFOSEND	11/25/2020	29349	\$ 175.00	Programming for UB Bill Changes - Add New Rates
INNOVYZE INC	11/6/2020	29305	\$ 10,380.00	Hydraulic Modeling Software & Annual Maint Subscription
J.L. WINGERT CO.	11/25/2020	29350	\$ 203.37	WTP Maint - Chemical Feed Pump Parts
JACK HENRY & ASSOCIATES INC	11/25/2020	29351	\$ 968.71	FIN/CS Supplies - Check Scanner & Ink Cartridge
JACKSON LANDSCAPE	11/6/2020	29306	\$ 370.67	Landscape Maint - 2 Civic Ctr - Oct 2020
JOHNSON CLAY	11/25/2020	29352	\$ 25.00	Customer Rebate - Toilet
KASSIS JANETTE	11/25/2020	29353	\$ 314.57	Retiree Medical - Dec 2020
KBA DOCUSYS INC	11/25/2020	29354	\$ 396.50	Copier Lease - Nov 2020
KBA DOCUSYS INC	11/6/2020	29307	\$ 396.50	Copier Lease - Oct 2020
LAW OFFICE OF ROBERT E BOSSO	11/25/2020	29355	\$ 3,000.00	Legal Counsel Services - Oct 2020
LEWIS DESIGN BUILD	11/25/2020	29356	\$ 6,672.00	Admin Bldg Improvements - Siding Repair (Termite Damage)
LIEBERT CASSIDY WHITMORE	11/6/2020	29308	\$ 300.00	HR Consulting Services - Sep 2020
MCMORRIS KATHLEEN	11/25/2020	29357	\$ 25.00	Customer Rebate - Toilet
MEDLER SHARON	11/25/2020	29358	\$ 50.00	Customer Rebate - Pressure Regulator

Scotts Valley Water District
AP Check Register
November 2020

Vendor Name	Check Date	Check No.	Check Amount	Description
MELLONE ALBERTO	11/25/2020	29359	\$ 100.24	UB Refund Check 010767-000
MILLER MAXFIELD INC	11/25/2020	29360	\$ 4,300.00	Communication / Public Outreach Services - Oct 2020
MISSION UNIFORM SERVICE	11/6/2020	29309	\$ 360.80	Uniform Laundering & Rental Service - Oct 2020
NAPA AUTO PARTS	11/25/2020	29361	\$ 52.77	OPS Supplies - Tool Box Mats
NATIONWIDE RETIREMENT SOLUTIONS	11/6/2020	29310	\$ 2,958.86	IRS 457 Plan - Payroll Date 11/6/2020
NATIONWIDE RETIREMENT SOLUTIONS	11/25/2020	29362	\$ 2,958.86	IRS 457 Plan - Payroll Date 11/20/2020
NICOR INC	11/25/2020	29363	\$ 7,118.58	Meter Box Lids - Qty: 220
NORTON PATRICIA	11/25/2020	29364	\$ 33.72	Retiree Dental - Dec 2020
NORTON PATRICIA	11/25/2020	29364	\$ 457.11	Retiree Medical - Dec 2020
NORTON PATRICIA	11/25/2020	29364	\$ 18.56	Retiree Vision - Dec 2020
OKUYAMA YOSHI	11/25/2020	29365	\$ 200.00	Customer Rebate - Toilets
OLIVE SPRINGS QUARRY	11/25/2020	29366	\$ 353.05	Service Line Maint - Asphalt
PACIFIC GAS & ELECTRIC	11/6/2020	29311	\$ 567.00	Electricity - RW - Sep - Nov 2020
PACIFIC GAS & ELECTRIC	11/6/2020	29311	\$ 3,350.09	Electricity - 2 Civic Ctr - Sep - Nov 2020
PACIFIC GAS & ELECTRIC	11/6/2020	29311	\$ 114,119.55	Electricity - PW - Sep - Nov 2020
PACIFIC GAS & ELECTRIC	11/6/2020	29312	\$ 98.42	Electricity - Skypark - Oct 2020
PALACE BUSINESS SOLUTIONS	11/25/2020	29368	\$ 56.09	Office Supplies - Stamp & Misc
PALACE BUSINESS SOLUTIONS	11/25/2020	29368	\$ 56.31	OPS Supplies - Stop Watch
PERRI CHRISTOPHER	11/25/2020	29369	\$ 1,279.02	Director Medical - Dec 2020
PIED PIPER EXTERMINATORS	11/6/2020	29314	\$ 260.00	Pest Control @ Pump Buildings - Oct 2020
REBER DANIEL	11/25/2020	29370	\$ 2,163.71	Director Medical - Dec 2020
RED WING SHOE STORE	11/25/2020	29371	\$ 175.37	Work Boots - Locatelli
SANTA MARGARITA GROUNDWATER AGENCY	11/25/2020	29372	\$ 145,470.00	SVWD Contribution to SMGWA - 2nd Half of FY2021 Budget
SAWADA DAN	11/25/2020	29373	\$ 314.16	Customer Rebate - Lawn Replacement
SAWADA DAN	11/25/2020	29373	\$ 86.67	Customer Rebate - Smart Irrigation Controller
SCOTTS VALLEY SPRINKLER	11/25/2020	29374	\$ 65.83	Main Maint - Misc
SCOTTS VALLEY SPRINKLER	11/25/2020	29374	\$ 14.26	OPS Supplies - Misc
SCOTTS VALLEY SPRINKLER	11/25/2020	29374	\$ 72.88	Meter Maint - Check Valve & Misc Supplies
SCOTTS VALLEY SPRINKLER	11/25/2020	29374	\$ 204.10	Small Tools - Torch, Hydrant Wrench, Hand Pump & Pump Kit
SOIL CONTROL LAB	11/25/2020	29375	\$ 150.00	Water Quality Testing
SPECIALIZED AUTO & FLEET SERVICES	11/25/2020	29376	\$ 451.48	Vehicle Maint - Rear Axle Seal Repair - Truck 19
SPRINGBROOK HOLDING COMPANY LLC	11/25/2020	29377	\$ 153.00	Web Payment Transaction Fees - Oct 2020
STEVENSON LANDSCAPING	11/25/2020	29378	\$ 2,500.00	Landscape Maint - Glenwood & MacDorsa Fire Break Maint
STEVENSON LANDSCAPING	11/6/2020	29315	\$ 2,500.00	Landscape Maint - MacDorsa & Southwood Tank Tree Removal & Clean
STEVENSON LANDSCAPING	11/6/2020	29315	\$ 2,500.00	Landscape Maint - Sequoia Tank Rd Tree Removal & Cleanup
STEVENSON LANDSCAPING	11/6/2020	29315	\$ 750.00	Landscaping @ Misc Locations - Oct 2020
STILES RUTH	11/25/2020	29379	\$ 821.90	Director Medical - Dec 2020
SWRCB-DWOCF	11/17/2020	29319	\$ 110.00	T2 Cert Renewal - Knutson
SYCAL ENGINEERING INC	11/25/2020	29380	\$ 21,279.18	Orchard Run WTP Improvements - Panel Upgrades
SYCAL ENGINEERING INC	11/25/2020	29380	\$ 9,104.07	Polo Ranch PS Upgrades - Panel Upgrades
THE TERRACE AT SCOTTS VALLEY LLC	11/25/2020	29381	\$ 19.98	UB Refund Check 013016-000
TRANSFORM KM LLC	11/6/2020	29317	\$ 132.17	UB Refund Check 012583-000
TRI STAR FOODS LLC	11/25/2020	29382	\$ 1,680.79	Customer Rebate - Lawn Replacement / Low Volume Irrigation
UNITED SITE SERVICES	11/25/2020	29383	\$ 121.84	Bethany 2nd Tank Addition - Temp Fence Rental
UNIVERSAL BUILDING SERVICES	11/25/2020	29384	\$ 142.03	Bathroom Supplies - OPS
UNIVERSAL BUILDING SERVICES	11/6/2020	29318	\$ 473.00	Janitorial Service - 2 Civic Ctr - Oct 2020
UNIVERSAL BUILDING SERVICES	11/6/2020	29318	\$ 385.00	Janitorial Service - El Pueblo - Oct 2020
VERIZON WIRELESS	11/25/2020	29385	\$ 311.48	Cell Phones / Tablets - Nov 2020
WATERSYSTEMS CLEANING	11/25/2020	29386	\$ 5,705.00	WTP Maint - Annual Well 10 Odor Scrubber Maint
WESTERN ASSOCIATES	11/25/2020	29387	\$ 25.00	Customer Rebate - Toilet
WHITLOW CONCRETE	11/25/2020	29388	\$ 1,700.00	Polo Ranch PS Upgrades - Install Concrete Pedestal
ZUMBIEL REBECCA	11/25/2020	29389	\$ 200.00	Customer Rebate - Toilets
			\$ 454,175.27	

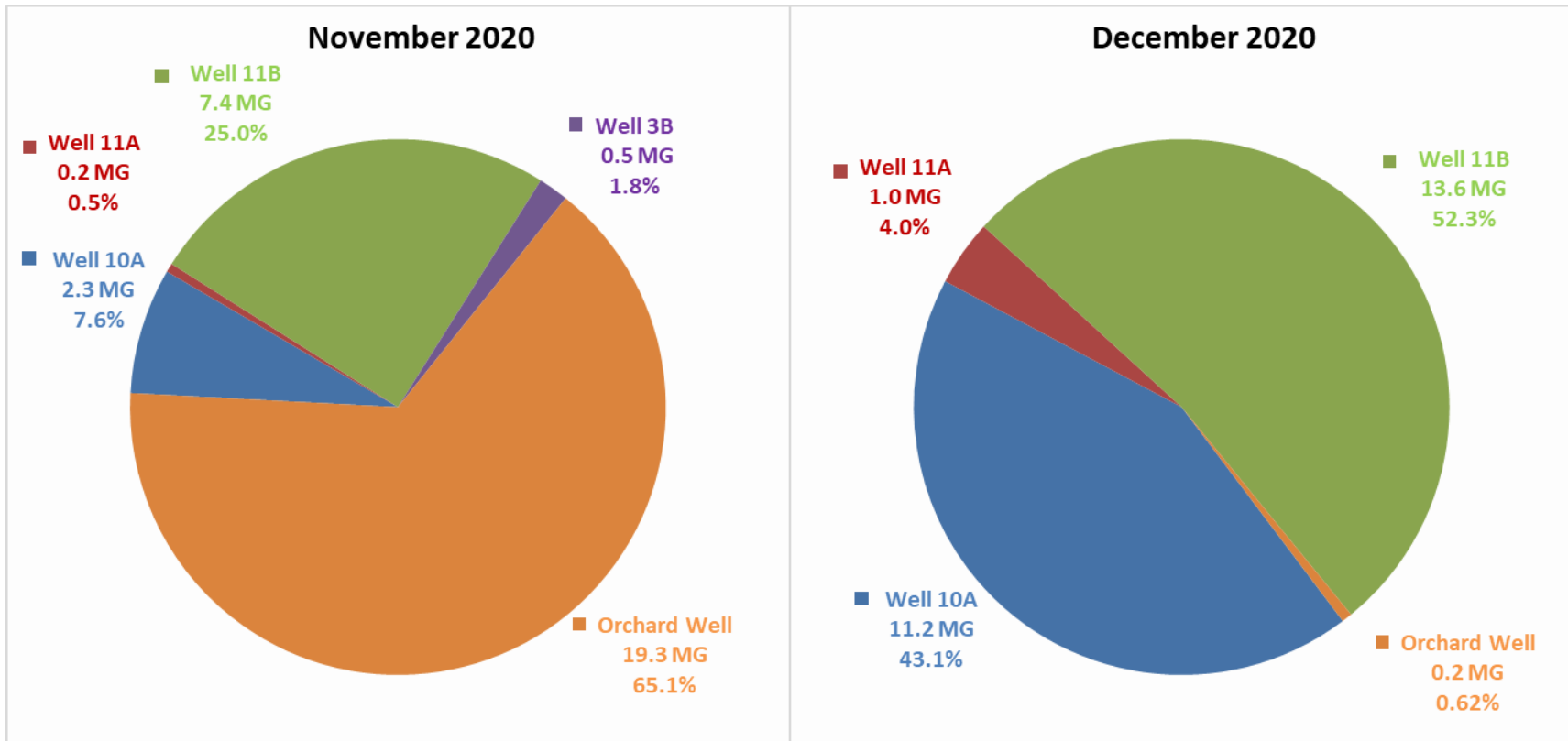
Scotts Valley Water District
 AP Check Register
 November 2020

Vendor Name	Check Date	Check No.	Check Amount	Description
-------------	------------	-----------	--------------	-------------

Legend:

Abbreviation:	Meaning:
PW	Potable Water
RW	Recycled Water
WW	Waste Water
WTP	Water Treatment Plant
EE	Employee
ER	Employer
CO	Change Order
TO	Task Order
SA	Service Application
FY	Fiscal Year
OPS	Operations
Eng	Engineering
Adm	Administration
Fin	Finance
WUE	Water Use Efficiency
ENR	Engineering News Record
ACWA	Association of California Water Agencies
LID	Low Impact Development
UB	Utility Billing
AMI	Advanced Metering Infrastructure
PS	Pump Station

Well Production

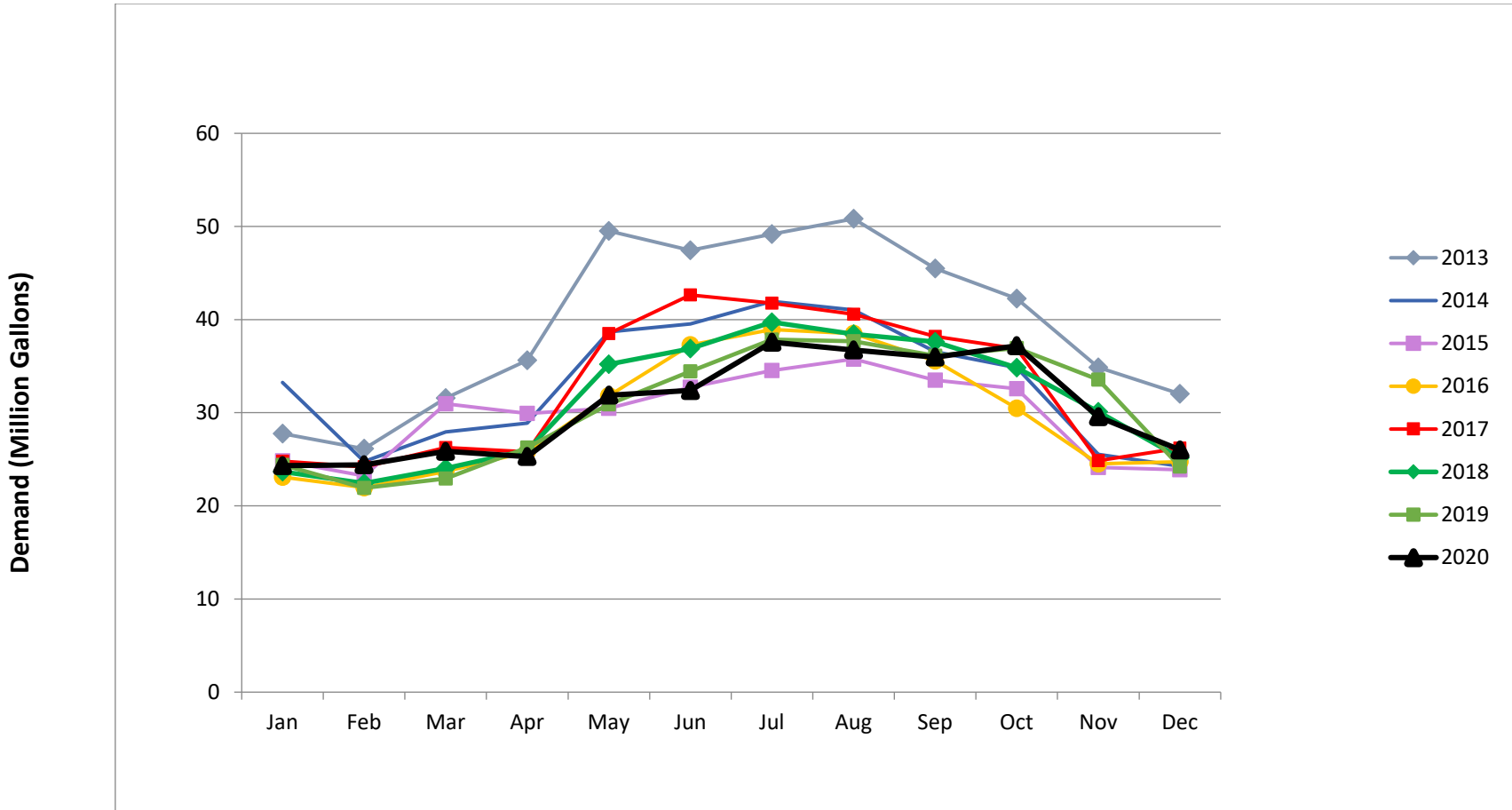


Total Production (Million Gallons)

November 2020	29.7 MG	20.13 % decrease from October
December 2020	26.0 MG	12.46 % decrease from November

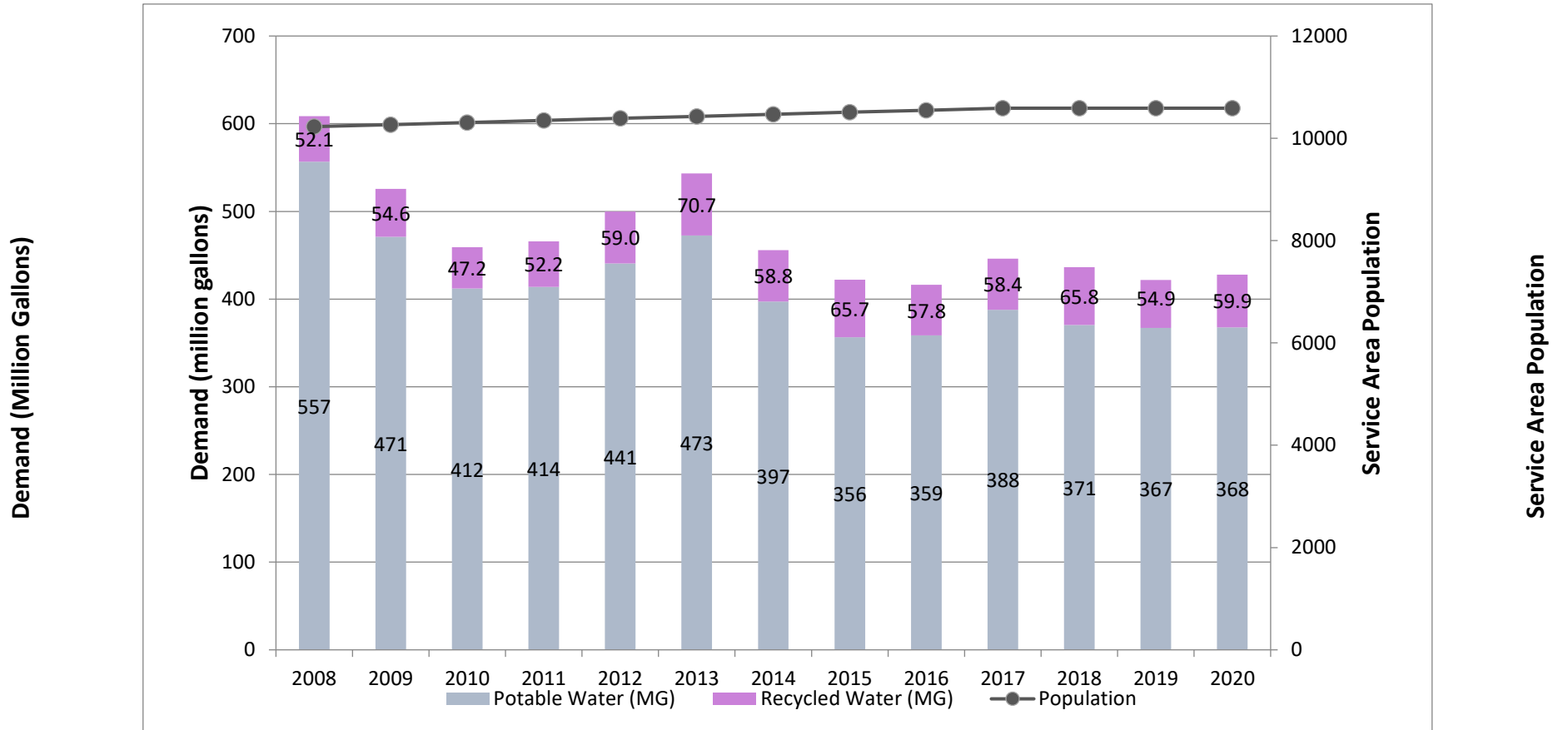
Production is Water Pumped +/- Water used for Well Maintenance Activities

Potable Water Demand



Demand is Production +/- Change in Storage

Potable and Recycled Water Demand vs. Population



Demand is Production +/- the Change in Storage

Potable and Recycled Water Demand

Potable												
	2010	2011	2012	2013	2014	2015	2016	2017	2018	2019	2020	Average
Jan.	27,190,550	23,129,510	31,165,560	27,764,580	33,252,872	24,822,615	23,085,736	24,789,618	23,674,051	24,378,894	24,319,853	26,143,076
Feb.	24,924,790	25,004,280	26,813,840	26,124,132	24,779,862	23,217,640	21,968,896	23,490,314	22,427,754	21,923,206	24,323,667	24,090,762
March	28,930,820	26,079,310	29,752,014	31,559,240	27,946,154	30,953,420	23,910,892	25,837,232	24,042,754	22,954,225	25,855,924	27,074,726
April	27,503,270	30,993,238	29,234,622	35,621,370	28,875,831	29,909,260	28,400,861	25,477,561	25,992,670	26,027,391	25,297,107	28,484,835
May	37,704,720	40,456,736	43,581,989	49,525,756	38,675,936	30,478,823	31,995,591	38,043,826	33,751,004	30,912,986	31,885,131	37,001,136
June	47,344,250	38,237,371	46,553,850	47,432,970	39,525,236	32,726,825	36,842,416	42,310,983	36,786,677	34,451,155	32,393,746	39,509,589
July	49,625,170	46,417,190	48,634,940	49,192,762	41,957,386	34,544,613	38,892,200	41,757,891	39,648,922	37,857,926	38,411,455	42,449,132
Aug.	49,668,620	45,665,550	48,939,190	50,820,800	41,020,790	35,765,167	38,541,952	39,982,246	38,720,060	37,666,598	36,637,898	42,129,897
Sept.	46,781,040	43,700,350	42,936,210	45,489,360	36,533,116	33,498,030	35,653,167	38,190,535	35,202,216	36,106,611	35,968,389	39,096,275
Oct.	37,889,760	34,771,130	37,982,466	42,248,672	34,840,142	32,589,534	30,517,556	36,888,905	34,746,760	36,940,853	37,193,525	36,055,391
Nov.	18,604,914	28,853,908	28,714,236	34,868,300	25,524,197	24,110,286	24,388,656	24,864,436	30,389,575	33,566,905	29,565,349	27,586,433
Dec.	15,762,610	30,451,180	26,428,050	32,013,140	24,261,522	23,866,862	24,379,124	26,194,926	25,160,789	24,225,007	26,013,773	25,341,544
Total	411,932,524	413,761,764	440,738,979	472,663,095	397,195,058	356,485,090	358,579,063	387,830,489	370,543,233	367,011,756	367,865,818	394,964,261

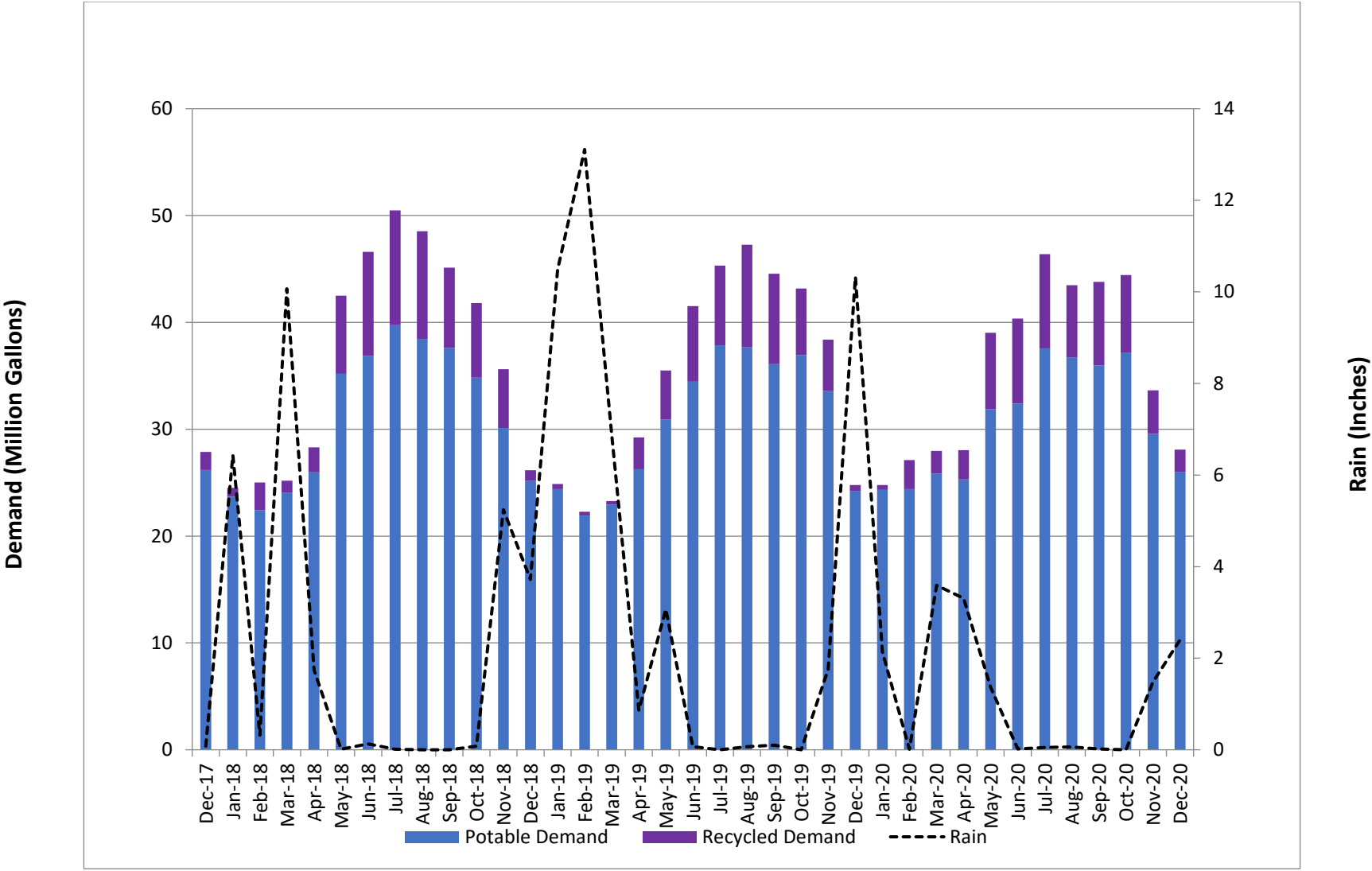
Recycled												
	2010	2011	2012	2013	2014	2015	2016	2017	2018	2019	2020	Average
Jan.	62,000	496,000	2,139,000	620,000	3,019,613	635,420	862,984	156,267	838,172	493,100	450,147	888,428
Feb.	0	1,120,000	2,352,000	2,268,000	1,248,862	1,545,957	1,813,868	94,521	2,589,717	366,055	2,714,767	1,464,886
March	620,000	620,000	1,054,000	2,723,665	1,579,882	4,231,231	972,360	544,666	1,141,831	322,464	2,109,739	1,447,258
April	570,000	3,450,000	1,470,000	5,436,705	4,163,175	4,720,887	4,381,911	713,802	2,333,176	2,969,672	2,737,245	2,995,143
May	5,301,000	6,448,000	7,843,000	9,248,455	8,409,175	6,686,359	6,909,436	7,908,386	7,306,666	4,584,239	7,142,605	7,071,575
June	8,250,000	6,150,000	9,420,000	9,801,903	9,135,056	7,488,534	9,639,221	8,940,094	9,739,276	7,067,867	7,971,453	8,509,400
July	10,013,000	4,936,000	9,610,000	9,394,766	9,911,697	9,935,422	10,841,389	10,981,309	10,744,706	9,461,005	8,810,329	9,512,693
Aug.	8,680,000	9,207,000	10,199,000	9,875,446	8,542,111	10,471,389	8,767,020	9,618,897	10,078,073	9,594,307	6,760,659	9,253,991
Sept.	8,070,000	8,610,000	7,680,000	8,288,391	6,176,224	9,092,727	8,287,511	7,957,562	7,522,571	8,451,961	7,814,358	7,995,573
Oct.	4,681,000	4,185,000	4,960,000	6,537,840	5,282,253	7,233,408	3,956,097	7,557,695	6,967,548	6,228,883	7,236,784	5,893,319
Nov.	570,000	1,740,000	1,920,000	4,029,769	1,131,988	2,817,778	1,053,779	2,234,592	5,514,338	4,805,871	4,087,453	2,718,688
Dec.	403,000	2,201,000	341,000	2,453,395	236,228	1,119,017	529,158	1,670,966	994,336	544,650	2,075,116	1,142,533
Total	47,220,000	49,163,000	58,988,000	70,678,335	58,836,264	65,978,129	58,014,734	58,378,757	65,770,410	54,890,074	59,910,655	58,893,487

Demand is Production +/- the Change in Storage

***Potable Water Addition to Recycled Water System:**

Jan. 2020 = 0	Jul. 2020 = 1,171,600
Feb. 2020 = 2,402,174	Aug. 2020 = 0
Mar. 2020 = 1,651,680	Sep. 2020 = 0
April 2020 = 0	Oct. 2020 = 0
May 2020 = 347,000	Nov. 2020 = 0
June 2020 = 0	Dec. 2020 = 0

Potable and Recycled Water Demand vs. Rainfall



Demand is Production +/- the Change in Storage

Rainfall
El Pueblo Weather Station

WATER YEAR		Oct	Nov	Dec	Jan	Feb	Mar	Apr	May	June	Jul	Aug	Sep	TOTAL	% of Avg.
High Year	1981-82	0.14	11.20	5.90	28.80	6.88	8.26	8.40	0.03	0.00	0.00	0.04	1.28	70.93	168%
	1982-83	5.35	10.50	7.74	13.90	18.00	19.90	7.80	0.98	0.00	0.00	0.17	1.91	86.25	205%
	1983-84	1.70	12.70	12.90	0.54	2.49	2.62	1.13	0.02	0.18	0.01	0.00	0.25	34.54	82%
	1984-85	2.80	13.80	2.95	1.72	4.20	7.92	0.73	0.11	0.15	0.09	0.02	0.54	35.03	83%
	1985-86	1.12	7.14	2.62	7.38	22.40	15.00	0.48	0.83	0.00	0.00	0.00	1.30	58.27	138%
	1986-87	0.03	0.05	2.47	4.51	9.06	6.31	0.70	0.00	0.02	0.00	0.00	0.00	23.15	55%
	1987-88	1.19	2.30	10.70	4.58	0.68	0.00	3.13	1.07	0.16	0.00	0.00	0.00	23.81	56%
	1988-89	0.19	5.90	8.89	2.06	1.39	10.60	0.67	0.08	0.03	0.00	0.03	0.83	30.67	73%
	1989-90	3.53	1.58	0.01	3.42	3.69	2.13	0.16	5.79	0.00	0.00	0.12	0.15	20.58	49%
	1990-91	0.50	0.24	1.65	0.61	5.39	17.19	0.51	0.06	0.40	0.00	0.02	0.07	26.64	63%
1991-92	2.37	1.46	5.42	3.03	15.30	4.65	0.45	0.00	0.82	0.00	0.05	0.00	33.55	80%	
1992-93	3.41	0.20	11.54	18.51	10.22	3.17	1.37	0.96	0.68	0.00	0.00	0.00	50.06	119%	
1993-94	0.73	2.74	5.52	3.51	9.72	0.68	2.75	2.10	0.01	0.00	0.00	0.05	27.81	66%	
1994-95	1.79	8.29	4.78	23.88	0.65	13.62	3.79	0.89	1.04	0.01	0.00	0.00	58.74	139%	
1995-96	0.00	0.32	10.03	13.52	11.35	5.14	2.38	4.31	0.03	0.00	0.00	0.00	47.08	112%	
1996-97	2.89	6.95	22.43	12.33	0.17	1.50	0.58	0.16	0.12	0.00	0.54	0.00	47.67	113%	
1997-98	0.68	10.12	4.06	14.21	21.81	6.17	2.85	3.65	0.01	0.00	0.01	0.17	63.74	151%	
1998-99	1.02	9.11	1.85	9.25	11.08	5.22	2.58	0.03	0.36	0.00	0.02	0.14	40.66	96%	
1999-00	0.35	5.69	0.53	18.02	17.57	2.77	2.69	1.01	0.18	0.00	0.20	0.40	49.41	117%	
2000-01	5.14	1.38	0.94	8.68	10.65	4.05	2.67	0.00	0.07	0.00	0.00	0.16	33.74	80%	
2001-02	1.13	9.93	16.45	4.97	2.69	4.66	0.52	0.90	0.00	0.00	0.05	0.00	41.30	98%	
2002-03	0.00	5.80	21.40	2.77	2.95	2.54	5.75	1.09	0.16	0.00	0.00	0.00	42.46	101%	
2003-04	0.19	3.93	17.55	4.44	9.69	1.19	0.65	0.07	0.00	0.06	0.00	0.11	37.88	90%	
2004-05	7.24	3.25	14.39	8.30	7.20	10.01	3.79	2.13	0.94	0.02	0.00	0.08	57.35	136%	
2005-06	0.19	2.84	21.73	6.55	5.26	15.29	10.44	1.01	0.01	0.00	0.01	0.00	63.33	150%	
2006-07	0.25	3.30	5.67	0.89	9.24	0.30	2.17	0.46	0.00	0.10	0.01	0.33	22.72	54%	
2007-08	1.93	0.52	5.50	17.59	6.96	0.36	0.35	0.00	0.00	0.01	0.00	0.04	33.26	79%	
2008-09	1.59	4.80	4.38	1.80	15.28	3.47	0.52	1.42	0.01	0.00	0.00	0.26	33.53	80%	
2009-10	9.70	0.33	5.21	11.37	8.66	4.35	5.41	1.17	0.00	0.01	0.07	0.00	46.28	110%	
2010-11	3.92	5.13	15.36	1.97	10.59	13.40	0.75	3.42	3.40	0.00	0.04	0.02	58.00	138%	
2011-12	2.93	3.41	0.15	6.80	2.75	11.97	4.09	0.02	0.20	0.02	0.00	0.02	32.36	77%	
2012-13	1.61	11.32	13.25	1.31	0.47	2.66	0.43	0.01	0.11	0.00	0.00	0.70	31.87	76%	
Low Year	2013-14	0.01	0.87	0.78	0.05	11.52	4.02	2.02	0.01	0.02	0.09	0.01	0.92	20.32	48%
	2014-15	0.44	4.36	16.52	0.00	4.69	0.47	2.13	0.19	0.04	0.00	0.03	0.02	28.89	69%
	2015-16	0.07	2.54	6.67	16.20	1.16	14.26	1.18	0.35	0.00	0.00	0.00	0.22	42.65	101%
	2016-17	8.66	3.29	10.77	26.13	19.56	7.09	4.47	0.06	0.07	0.00	0.00	80.14	190%	
	2017-18	0.10	4.02	0.08	6.43	0.56	10.07	2.85	0.01	0.13	0.01	0.00	24.26	57%	
	2018-19	0.08	5.24	3.72	10.49	13.11	6.91	0.86	3.07	0.07	0.00	0.07	43.72	104%	
	2019-20	0.00	1.76	8.57	2.14	0.01	3.59	3.31	1.37	0.02	0.05	0.06	20.90	50%	
	2020-21	0.00	1.48	2.40	-	-	-	-	-	-	-	-	-	3.88	9.54%
Cumulative 2020-2021		0.00	1.48	3.88	-	-	-	-	-	-	-	-	-		
Monthly Average 1981-2020		<i>1.87</i>	<i>4.74</i>	<i>7.84</i>	<i>8.27</i>	<i>8.08</i>	<i>6.50</i>	<i>2.50</i>	<i>1.00</i>	<i>0.24</i>	<i>0.01</i>	<i>0.04</i>	<i>0.26</i>	<i>41.63</i>	
Cumulative Ave 1981-2020		<i>1.87</i>	<i>6.62</i>	<i>14.46</i>	<i>22.73</i>	<i>30.81</i>	<i>37.31</i>	<i>39.81</i>	<i>40.80</i>	<i>41.05</i>	<i>41.06</i>	<i>41.10</i>	<i>41.36</i>	<i>41.36</i>	

Development Projects Status Report
Active Service Applications as of December 2020

46 Active Service Applications
 215 New Service Connections
 5.8 M in Capacity Fee Revenue
 Does not include conceptual projects (Aviza, SV Annex, Town Center)

<u>Service Type</u>	<u>Service Size (Inches)</u>	<u>No of Connections</u>	<u>Annual Demand (Gal)</u>	<u>Percent of Existing Demand</u>
Potable				
Single Family Residential	5/8"	25	1,800,000	0.45%
Single Family Residential	3/4"	60	4,200,000	1.05%
High-Density Single Family Residential*	5/8"	82	4,000,000	1.00%
High-Density Single Family Residential**	3/4"	26	2,000,000	0.50%
Commercial, Industrial, Institutional (CII)	Varies	12	12,000,000	3.00%
Total	-	215	24,000,000	6.00%
Recycled				
Landscape Irrigation	Varies	10	6,000,000	13.22%

*5/8" meter for indoor use only, installed for individual units in a high-density development that uses recycled water for irrigation.

**3/4" meter for indoor use only, installed for individual units in a high-density development that uses recycled water for irrigation.

Development Activity
Recent 5 year period / 2016-2020

<u>Service Type</u>	<u>No of Connections</u>	<u>Annual Demand (Gal)</u>	<u>Percent of Existing Demand</u>
Potable			
Residential	127	7,000,000	1.75%
Commercial, Industrial, Institutional (CII)	9	7,000,000	1.75%
Landscape Irrigation	4	1,000,000	0.25%
Fire Services	55	N/A	N/A
Temporary	2	Varies	-
Total	206	15,000,000	3.75%
Recycled			
Landscape Irrigation	9	6,000,000	9.92%

ACWA Groundwater Committee
Meeting Recap
Tuesday, December 8, 2020
Submitted by Derrik Williams, Montgomery & Associates

Chair: John Woodling
Vice Chair: Michael Marcus
ACWA Liaison: Lauren
ACWA Analyst: Bernadett Soren
Nelson

Agenda: [Link](#)

Water Resilience Portfolio Implementation Related to SGMA (Nancy Vogel)

Nancy Vogel, Director of the Governor’s Water Portfolio Program, reports the creation of an interagency taskforce to develop tools and strategies for supporting local agencies as they implement SGMA as part of the Water Resilience Portfolio. The taskforce will seek to leverage existing state resources and connect staff at the State Water Resources Control Board (State Water Board) and the Department of Water Resources (DWR). The group will be divided into three teams, which will focus on different elements of SGMA implementation:

- Team 1, balancing pumping and recharge, climate change impacts on water right allocations;
- Team 2 societal and economic impacts;
- Team 3, reducing regulatory impediments, connections are state program level to identify and reduce program divergence.

All this work is largely internal to the Water Portfolio Program staff. The focus is to move towards integrating State agency’s responses to SGMA issues and other water management plans. The State wants to be prepared with integrated and thought out responses to future proposed recharge plans. Ms. Vogel asked for agencies’ patience.

Q&A

- Cindy Tuck: Are Team 2 and Team 3 talking to each other? Their missions seem related.
Ms. Vogel: Yes, they are working closely together.
- John W: What can we expect as SGMA practitioners from the work of the teams as far as deliverables?
Ms. Vogel: I hope you can see a better-organized and integrated state response that goes beyond just implementing SGMA.
- Anjanette S: Do you anticipate any needed legislation to implement the work of these teams?
Ms. Vogel: Right now, no.
- Cindy Tuck: What direction has been given to the team responsible for the social impacts of SGMA?

Ms. Vogel: To anticipate and then manage the potential adverse impacts of SGMA.

**DWR Update: SGMA Implementation, California's Groundwater Update 2020 (B-118)
(Taryn Ravazzini, Steven Springhorn, Keith Wallace, Craig Altare)**

- [Presentation Link](#)

DWR Deputy Director of Statewide Groundwater Management, Taryn Ravazzini, presented an update on SGMA implementation with the assistance of DWR staff (Steven Springhorn, Keith Wallace, and Craig Altare). Staff also provided presentations on Bulletin 118, SGMA Implementation grant programs, and GSP review.

DWR Planning and Technical Work

- The updated draft version of Bulletin 118 (California Groundwater) will be released late 2020 or early 2021. There will be a 45-day public comment period after the draft release. Bulletin 118 should be finalized in Spring, 2021.
- The C2VSIMFG model of the Central Valley has been posted, and is available for use now.
- DWR plans to release water year type data and indices around the end of 2020. **This is for 94 new watersheds, outside the central Valley** (Central Valley already has a useful index). There will not be a public comment period. This is an optional data set: GSAs can use it or develop their own water year type index.
- DWR will release 2018 statewide land use data mid-2021
- DWR is finalizing the contract for State-wide AEM surveys. They plan on full scale implementation in early 2021. This program will likely go on for a few years.

SGMA Implementation Grants

There is \$26M available for projects that assist with GSP implementation. The solicitation closes January 8, 2021. A recording of a DWR webinar on this grant is available. The second round of funding PSP will be released in early 2022.

Theoretically, an applicant could ask for funding a well under this grant, but it will likely not be a competitive project. This should be done through the technical support services program. **[Derrik note: this statement probably relates to monitoring wells, not injection wells]**

GSP Review

DWR is trying to expedite feedback on plan adequacy. DWR is hoping to release some plan assessments as soon as they can for single GSA/single GSP basins. They hope to release those “sooner in 2021” than those with less complexity. DWR realizes these initial assessments will be scrutinized because it will be an indicator of what DWR is viewing plan adequacy. **The first round of GSP reviews will likely NOT include basins in the Central Valley. The first release of reviews will probably cover fewer than 8 GSPs** and will not cover ALL the plans outside the Central Valley.

The current statistics for submitted GSPs include:

- 43 GSPs for 18 Basins
- 65% of the GSPs have multiple plans covering a single basin
- 1 adjudicated basin
- Recently received a plan for a very low basin.

As a reminder, DWR has three options:

- Approved (with recommended corrective actions. Not addressing these might become a big deal)
- Incomplete (six months to address corrective actions)
- Inadequate (subject to SWRCB intervention)

Currently, there are no legislative proposals out there for extending the deadline for 2022 GSPs. But it is a subject that comes up often. We will see if something gets introduced when the legislative session starts up.

Q&A

- Q: Will AEM surveys be restricted to rural areas?
A: DWR will be doing outreach. We cannot fly over urban areas, but will be mostly in electromagnetically quiet areas.
- Q: Will Water Year Type data be available for the whole state or just the central valley?
A: The dataset represents 98 water basins and will mostly be for those outside of the Central Valley.
- Q: Will there be a public comment period for the Water Year Type model?
A: No public comment period for this data set – it is optional to use or create your own.
- Q: Has there been discussion of extending the deadline for GSP submission?
A: DWR cannot make that decision unilaterally – it has to come from the Administration or Legislature.

A later question that DWR answered by chat regarded whether DWR's reviews of submitted GSPs could be used for drafting GSPs, and DWR responded that it would be releasing more information about that at the beginning of the year.

SWRCB Update: GSP Review and Coordination with DWR (Natalie Stork)

Natalie Stork, Chief of Groundwater Management Program at the State Water Board, provided an update on GSP review and coordination with DWR. According to Ms. Stork, DWR will make the final determination of adequacy on GSPs, and the State Water Board is providing support to DWR by reviewing GSPs through the lens of the State Water Board's expertise in water quality, drinking water, water rights, and other cross-program issues (CV-Salts, GAMA, date use, etc.). The State Water Board's goal is to highlight concerns early in the process so that they can be addressed early and to smooth out GSP implementation.

If DWR declares a GSP inadequate, the State Water Board is prepared to move into State intervention. The State Water Board's focus is on fixing issues that got GSAs into intervention in the first place. Ms. Stork stated that this will be an open and public process. The SWRCB will try to make sure there are opportunities to fix things in a collaborative manner. Ms. Stork recognized that GSAs might have questions and welcomes questions for guidance needs.

Update on GRA's Strategic Initiatives and Events (Abigail Madrone)

- [Presentation Link](#)

Abigail Madrone, President of the Groundwater Resources Association, provided an overview of GRA events and initiatives planned for 2021.

Highlights from 2020 include:

- Five successful events
- New corporate model for membership
- Increased Hydrovisions readership
- Enhanced digital communications
- Expanded student participation
- Advocacy webpage
- Public document technical review page on the GRA website

Upcoming events:

- First virtual event for 2021, "The Future of Water" is Feb 23-24.
- Leg forum with be March 24
- GSA summit with be June 9-10
- WGC will be September 13-15

Update on the Groundwater Exchange (Chris Austin)

- [Link to the Groundwater Exchange](#)

Chris Austin of Maven's Notebook provided an update on the Groundwater Exchange. Launched two years ago, the Exchange gets support from the Water Foundation and DWR, among others. The Exchange's advisory committee is reconvening as part of an overhaul, and Ms. Austin is soliciting feedback for the website, which is currently rolling out a suite of new features.

Ms. Austin also requested that users submit ideas for a series of webinars (no idea is too obscure!). Chris is working on a webinar series of how IRWM could stay relevant and interface with SGMA. Next one is on multi-benefit projects and SGMA. This will be in early January ACWA liaison Lauren Bernadett is on the Groundwater Exchange Advisory Committee and welcomes suggestions for the Groundwater Exchange that she can bring to the Advisory Committee.

How Courts Will View Water Rights and Groundwater Allocations Under SGMA (Eric Garner)

- [Link to Related Article on Groundwater Allocations](#)

Eric Garner, Managing Partner at Best Best & Krieger, shared his view on how the courts will view water rights and groundwater allocations under SGMA. Mr. Garner coauthored a [piece](#) in the UCLA Journal of Environmental Law and Policy that explores the question in detail. There is no precedent for these questions because these issues have not yet been litigated under SGMA, so courts will proceed cautiously. Mr. Garner emphasized that a courts ultimate goal is to find solutions that are fair and equitable. The father a GSP strays from equity, the bigger problems is may encounter. Mr. Garner's advice and input on future court actions on GSPs includes

- Courts are going to be cautious when reviewing GSPs
- Courts will want to protect the basin. That is their charge
- Courts will try to narrow the issues they address. Any issue that can be dealt with outside the court should be.
- Technical data in front of the court will need to be solid. Try to narrow technical disagreements before going to court.
- Ramp downs for pumping restrictions are often in the five to seven-year range. Courts may look askance at a 20-year ramp down
- Courts will likely want to retain ongoing jurisdiction, but might not appoint a watermaster as in other adjudications
- Make adequate opportunity for stakeholder engagement and collaboration.
- While courts will consider water rights priorities, which are complex, courts will also consider whether the use of the water is reasonable as required under Article X, Section 2 of the California Constitution.
- In order to prepare for reasonable use arguments, water users can document the uses of their water (e.g. pumping data), particularly those that show conservation efforts and projects that show the user is not wasting water.

ACWA Groundwater Committee
Meeting Recap
December 2020

- At a minimum, parties to litigation should be prepared to show at least 5-10 years of documentation, even further back than that in order to show water conservation projects, and potentially as far back as possible.

2021 Subcommittee Functions

ACWA's Groundwater Committee is soliciting volunteers to serve on four subcommittees: Groundwater Quality, SGMA Implantation, Land Use, and Groundwater Legislation. The Committee is also seeking volunteers to chair each committee. Subcommittee chairs will be supported by ACWA staff to ensure that the workload is manageable.