



SCOTTS VALLEY WATER DISTRICT

AGENDA PACKET

REGULAR BOARD MEETING

10/13/22 at 6:00 p.m.

Santa Margarita Community Room
2 Civic Center Drive, Scotts Valley, California

This meeting is conducted in a hybrid setting.

Public participation is encouraged. Members of the public may attend in person or remotely through this link <https://us06web.zoom.us/j/86757235890> or by phone: 253-215-8782 Meeting ID: 867 5723 5890.

The public has opportunities to make comments throughout the meeting: to comment online, use the raise hand option, by phone press *9.

BOARD OF DIRECTORS

Ruth Stiles, President

Chris Perri, Vice President

Bill Ekwall, Director

Wade Leishman, Director

Danny Reber, Director

Noelle Downing, Associate Director

Piret Harmon, General Manager

Water Industry Acronyms

AF – Acre Foot

AFY – Acre Foot per Year

ACWA – Association of California Water Agencies

ACWA JPIA – ACWA Joint Powers Insurance Authority

AWWA – American Water Works Association

BMP – Best Management Practices

CCR – Consumer Confidence Report

CD – Certificate of Deposit

CEQA - California Environmental Quality Act

CSDA – California Special District Association

DHS – Department of Health Services

DWR – Department of Water Resources

EIR – Environmental Impact Report

EPA – Environmental Protection Agency

FY – Fiscal Year

GASB – Governmental Accounting Standards Board

IRWM – Integrated Regional Water Management

JPA – Joint Powers Agreement

LAIF – Local Agency Investment Fund

LAFCO – Local Agency Formation Commission

LID – Low Impact Development

MCL – Maximum Containment Level

MGD – Million Gallons per Day

MGY – Million Gallons per Year

MOU – Memorandum of Understanding

O&M – Operations and Maintenance

PERS – Public Employees Retirement System

PHG – Public Health Goal

PPB – Parts Per Billion

PRV – Pressure Relief Valve

PVC Pipe – Polyvinyl Chloride Pipe

RWMF – Regional Water Management Foundation

RFP – Request for Proposals

ROW – Right-of-way

RWQCB – Regional Water Quality Control Board

SCWD – Santa Cruz Water Department (City of)

SDWA – Safe Drinking Water Act

SGMA – Sustainable Groundwater Management Act

SLVWD – San Lorenzo Valley Water District

SMGWA – Santa Margarita Groundwater Agency

SqCWD – Soquel Creek Water District

SWRCB – State Water Resources Control Board

TP – Treatment Plant

WY – Water Year



SCOTTS VALLEY WATER DISTRICT

BOARD OF DIRECTORS
PRESIDENT Ruth Stiles
VICE PRESIDENT Chris Perri
Bill Ekwall
Wade Leishman
Danny Reber
ASSOCIATE DIRECTORS
Noelle Downing
GENERAL MANAGER
Piret Harmon

Board of Directors

Regular Meeting

10/13/22 at 6:00 p.m.

Santa Margarita Community Room
2 Civic Center Drive, Scotts Valley, California

Agenda

This meeting is conducted in a hybrid setting. Public participation is encouraged, members of the public may attend in person, remotely through this link <https://us06web.zoom.us/j/86757235890> or by phone: 253-215-8782 Meeting ID: 867 5723 5890. The public has opportunities to make comments throughout the meeting. To comment online, use the raise hand option, by phone press *9. If experiencing technological difficulties online, join the meeting via phone.

1. Convene

- 1.1. Call to Order and Roll Call
- 1.2. Pledge of Allegiance and Invocation
- 1.3. Closed Session Report 09/08/22
- 1.4. Additions/Deletions to the Agenda
- 1.5. Oral Communications

2. Presentation (none)

3. Administrative

Items are informational in nature and do not include an agenda report.

3.1. Committee and Other Agency Meeting Reports

Engineering and Water Resources Committee 09/26/22

Finance & Personnel Committee 09/28/22

Executive & Public Affairs Committee (none)

AdHoc Scotts Valley Water District-Soquel Creek Water District 10/12/22 - oral

Santa Margarita Groundwater Agency Board (none)

4. Consent

Items are routine in nature, may include agenda reports and be approved by one motion.

4.1. Approval of Minutes – Regular Board Meeting 09/08/22

Recommendation: Approve the minutes of the 09/08/22 Board Meeting.

5. Public Hearings (none)

Items include an agenda report with recommendation, an oral staff report or presentation.

6. Business

Items are complex in nature, considered individually, and each item includes an agenda report with recommendation and an oral staff report or presentation.

6.1. Leak Adjustment Appeal 11 Cabernet Court

Recommendation: Grant or deny a leak adjustment for 11 Cabernet Court.

6.2. Billing Adjustment Appeal 164 Green Valley Road

Recommendation: Grant or deny a billing adjustment for 164 Green Valley Road.

6.3. Well 3B Replacement (Sucinto Well) Award Contract Construction Management Services

Recommendation: Award contract and authorize the General Manager to execute an agreement with Montgomery and Associates in the amount of \$219,930 for the Well 3B Replacement (Sucinto Well) Construction Management Services.

6.4. Employment Agreement, General Manager

Recommendation: Acknowledge the resignation of General Manager Harmon with effective date 12/31/22, appoint David McNair as the General Manager commencing 11/01/22 and approve the terms of the employment agreement.

7. Staff Reports

7.1. Legal

District Counsel - oral

7.2. Administrative

General Manager – oral

7.3. Finance

Financial Reports 07/01/22 through 08/31/22

7.4. Operations

Operations Report - oral

Production, Demand and Rainfall Data through 09/30/22

Leak Adjustment Program Report 07/01/22 through 08/31/22

8. Directors Reports

Travel and Meetings
Other

9. Written Correspondence (none)

10. Community Relations

September Newsletter

11. Closed Session (none)

12. Report on Closed Session and Additional Items

13. Future Items

Junior Associate Board Interviews
Annual Comprehensive Financial Report

14. Meetings and Event Calendar

Board Meetings

11/10/22

12/08/22

01/12/23

Committee Meetings

10/24/22 Engineering & Water Resources

10/26/22 Executive & Public Affairs

10/26/22 Finance & Personnel

Santa Margarita Groundwater Agency

Board Meeting 10/27/22

Events

ACWA and ACWA JPIA Fall Conference 11/29/22 – 12/01/22 Indian Wells

15. Adjourn

The next regular meeting of the Scotts Valley Board of Directors is scheduled for 11/10/22.

AVAILABILITY OF PUBLIC RECORDS PROVIDED TO THE BOARD OF DIRECTORS: THE DISTRICT MAKES ANY PUBLIC RECORD PROVIDED TO THE BOARD OF DIRECTORS AVAILABLE FOR PUBLIC REVIEW AT WWW.SVWD.ORG AND AT THE DISTRICT OFFICE DURING NORMAL BUSINESS HOURS AT THE SAME TIME IT IS PROVIDED TO THE BOARD OF DIRECTORS.

PUBLIC ACCESS – ACCOMMODATIONS UNDER THE ADA: PURSUANT TO TITLE II OF THE AMERICANS WITH DISABILITIES ACT OF 1990, THE DISTRICT REQUESTS THAT ANY PERSON IN NEED OF ANY TYPE OF SPECIAL EQUIPMENT, ASSISTANCE OR ACCOMMODATION(S) IN ORDER TO EFFECTIVELY COMMUNICATE AT THIS MEETING MAKE A REQUEST AT THE ABOVE ADDRESS OR BY CALLING (831) 438-2363 AT LEAST OF THREE (3) WORKING DAYS BEFORE THE MEETING TO ALLOW TIME TO MAKE ARRANGEMENTS.



SCOTTS VALLEY WATER DISTRICT

svwd.org  svwater

Engineering and Water Resources Committee
District Conference Room
2 Civic Center Drive, Scotts Valley, California
09/26/22 4:00 p.m.
Meeting Report

1. Convene

The meeting convened at 4:05 p.m. in a hybrid format.

Present: Director Ekwall, Director Reber, Committee Member Shulman and Committee Member Violante (remote).

Staff: General Manager Harmon, Finance and Customer Service Manager Kurns, Operations Manager McNair and Assistant to General Manager Paul (remote).

Guests: Geoffrey Ward and Director Stiles (observer- remote).

2. Business Items

2.1 Leak Adjustment Appeal 11 Cabernet

The committee received information and discussed the leak adjustment request for 11 Cabernet Court.

Mr. Ward provided an oral appeal stating that in the prior year six people were living at the residence and now there is two and a leak occurred.

Action: The Committee recommends staff provide alternate calculations for Board consideration.

3. Discussion Items

3.1 Think Twice Program Update

The committee received and discussed information on demand reduction, water savings challenge participation, recycle water fill station and the pop-up.

3.2 Project Update Grace Way Well

The committee received information and provided input on property acquisition for the Grace Way well project.

3.3 Leak Adjustment Program Report 07/01/22 through 08/31/22

The committee reviewed and discussed the report.

3.4 Leak Adjustment Program Sunset

The committee received information and provided input on the activities planned to sunset the leak adjustment program on 12/31/22.

4. Oral Communications

Staff briefed the committee on the recent Press Banner article regarding an overcharged account and the property acquisition negotiations for a new production well.

5. Future Agenda Items

None.

6. Adjourn

The meeting adjourned at 5:20 p.m.



SCOTTS VALLEY WATER DISTRICT

svwd.org  svwater

Finance and Personnel Committee
District Conference Room
2 Civic Center Drive, Scotts Valley, California

09/28/22 4:00 p.m.

Meeting Report

1. Convene

The meeting convened at 4:00 p.m. in a hybrid format.

Present: Committee Member Callahan, Director Ekwall and Director Leishman.

Staff: General Manager Harmon (remote), Finance and Customer Service Manager Kurns, Operations Manager McNair, and Assistant to General Manager Paul (remote).

Guests: None.

2. Discussion Items

2.1. Financial Reports 07/01/22 through 08/31/22

The committee reviewed and briefly discussed the financial reports.

2.2. Fiscal Year 2021 Audit Calendar

The committee received and briefly discussed the audit calendar.

2.3. Drought Rate Update

The committee received preliminary information on additional revenues from the drought rates and reduced consumption.

2.4. 2023 Rate Increase Evaluation

The committee received information on the assumptions for the rate increase evaluation that will be presented to the committee and Board over the next couple of months.

2.5. Contract Negotiations with AFSCME Local 101: Framework and Objectives

The committee received information on early contract negotiations and briefly discussed the parameters for this round of negotiations.

3. Oral Communications

Operations McNair reported that his replacement has been hired and will start on 10/18/22.

Staff briefed the committee on the recent Press Banner article regarding an overcharged account.

4. Future Agenda Items

No items were discussed.

5. Adjourn

The meeting adjourned at 5:08 p.m.

Board of Directors
Regular Meeting
09/08/22 at 6:00 p.m.

Santa Margarita Community Room
2 Civic Center Drive, Scotts Valley, California

Minutes

1. Convene

1.1. Call to Order and Roll Call

President Stiles called the meeting to order at 6:02 p.m. in the Santa Margarita Community Room. The meeting was conducted in a hybrid setting.

Directors

Bill Ekwall
Wade Leishman
Chris Perri
Ruth Stiles

Staff

Bob Bosso, Legal Counsel
Piret Harmon, General Manager
Nick Kurns, Finance & Customer Service Manager
David McNair, Operations Manager
Donna Paul, Assistant to General Manager (remote)

Absent

Danny Reber

Associate Directors

Noelle Downing

Guests

None

1.2. Pledge of Allegiance and Invocation

Director Perri led the pledge and Director Leishman the invocation.

1.3. Closed Session Report (none)

1.4. Additions/Deletions to the Agenda

None.

1.5. Oral Communications

None.

2. Presentations

Communications and Community Outreach Update, Miller Maxfield

Bill Maxfield presented the Communication and Community Outreach update and responded to Board questions.

3. Administrative

3.1. Committee and other Agency Meeting Reports

Engineering and Water Resources Committee (none)

Finance & Personnel Committee (none)

Executive & Public Affairs Committee (08/24/22)

There was nothing further to add to the written report.

AdHoc Scotts Valley Water District-Soquel Creek Water District 08/10/22

General Manager Harmon reported that a recent grant application was declined and a networking event is scheduled for 10/21/22.

Santa Margarita Groundwater Agency (SMGWA) Board

Director Perri provided an oral report on the 09/07/22 Managed Aquifer Recharge workshop.

4. Consent

4.1. Approval of Minutes – Regular Board Meeting 08/11/22

Recommendation: Approve the minutes of the 08/11/22 Board Meeting.

MOTION carried to approve the Consent agenda by unanimous voice vote with Director Reber absent.

5. Public Hearings (none)

6. Business

6.1. Well 3B Replacement (Sucinto Well) Award Contract

General Manager Harmon and Operations Manager McNair provided the staff report and responded to Board questions.

MOTION carried to award contract and authorize the General Manager to execute an agreement with Maggiora Brothers Drilling, Inc. in the amount of \$1,551,575 for the constructions of a new production well (Sucinto Well) to replace Well 3B by unanimous voice vote with Director Reber absent.

6.2. District Administrative Code

General Manager Harmon provided the staff report and responded to Board questions.

MOTION carried to adopt Ordinance No. 168-22 amending the Administrative Code of the Scotts Valley Water District; and upon its adoption rescind Ordinance No. 167-18 in its entirety by unanimous roll call vote with Director Reber absent.

7. Staff Reports

7.1. Legal

Legal Counsel Bosso reported on a petition for review at the Supreme Court about including bumble bees as fish..

7.2. Administrative

General Manager-oral

The General Managers report is appended.

7.3. Finance

Financial Reports 07/01/22 through 07/31/22

Finance and Customer Service Manager Kurns provided the staff report and responded to Board questions.

7.4. Operations

Operations Report - oral

Production, Demand and Rainfall Data through (none)

Leak Adjustment Program Report 07/01/22 through 07/31/22

Operations Manager McNair reported on the Art, Wine and Beer Festival, Canham Road repairs, hiring of right-of-way and property acquisition consultant for the well replacement project, a grant application moving forward and that he will attend the water reuse conference.

8. Directors Reports

Director Ekwall complimented staff on the efforts at the Art Wine and Beer Festival.

9. Written Correspondence

ACWA Groundwater Committee Meeting Report 07/26/22

Opposition Letter, SB 222 Water Rate Assistance Program

Spring Lakes Correspondence

10. Community Relations

Amid drought, County Water Managers Describe Challenges, Santa Cruz Local 07/26/22
August Newsletter

At 7:25 p.m. President Stiles announced the closed session agenda item and recessed open session.

11. Closed Session

Pursuant to Governments Code 54757(b)(1)

Consider the appointment and employment of a General Manager and contract terms.

Closed session convened at 7:28 p.m. and adjourned at 8:15 p.m.

12. Report on Closed Session and Additional Items

President Stiles reported that contract terms were discussed and staff was directed to prepare and employment agreement with David McNair.

13. Meetings and Event Calendar

Board Meetings
10/13/22
11/10/22
12/08/22

Committee Meetings
09/26/22 Engineering & Water Resources
09/28/22 Executive & Public Affairs
09/28/22 Finance & Personnel

Santa Margarita Groundwater Agency

Board Meeting 09/22/22

Events

Water Reuse California Annual Conference 09/11/22 – 09/13/22 San Francisco
GRAC Western Groundwater Congress 09/19/22 – 09/21/22 Sacraments
ACWA Region 5 Program and Tour 10/06/22 – 10/07/22 Monterey
ACWA Fall Conference 11/29/22 – 12/01/22 Indian Wells

13. Adjourn

The meeting adjourned at 8:17 p.m.

Approved:

Attest:

Ruth Stiles, Board President

Piret Harmon, Board Secretary

STAFF REPORT – General Items

Scotts Valley Water District

Date: 09/08/22

To: Board of Directors

From: General Manager

1. District hosted a “free water booth” at the SV Art Wine Beer Festival on August 20-21.
2. ACWA is continuing to spearhead an effort to oppose SB222, which would require the State Water Resources Control Board to implement a Water Rate Assistance Program. While the intent is commendable, the approach of community water systems having to implement the enrollment is inefficient and burdensome. SVWD is a part of a coalition lead by ACWA, that suggested amendments that would have clarified enrollment and decreased administrative costs. Unfortunately, the amendments were rejected by the author and the bill has moved to the governor’s desk. Currently the coalition is requesting a veto to SB222.
3. US Bureau of Reclamation announced the allocation of \$309.8 million in funding from President Biden’s Bipartisan Infrastructure Law and \$1 million in appropriated funding for the planning, design and construction of water reuse projects across the country. Out of 25 projects, 20 are in California with Pure Water Soquel receiving \$21M.
4. I was invited to join the speaking faculty for World Water-Tech North America Summit 2022 that is being held in Torrance, CA at the end of September. It its 10th year, the event aims to accelerate innovation, investment and collaboration in the North America water ecosystem. I am excited to be participating on the panel “Asset Management Efficiency: Maximizing the Value of Big Data”

AGENDA REPORT

Scotts Valley Water District

Date: 10/13/22

To: Board of Directors

Item: Business 6.1

Subject: **Leak Adjustment Appeal 11 Cabernet Court**

Reason: Complies with District Administrative Code Section 1.20.010 District Designation

SUMMARY

Recommendation: Grant or deny a leak adjustment credit for 11 Cabernet Court Circle.

Fiscal Impact: If the appeal is granted, the customer is eligible for a credit in the amount of \$44.45.

Previous Related Action: On 09/26/22, the Water Resources and Engineering Committee reviewed the appeal and requested that staff provide alternative calculations for Board consideration.

DISCUSSION

The District's current Leak Adjustment Program was approved in July 2020. Among other stipulations, the program specifies that a leak adjustment credit is calculated from a baseline of the same period prior year. July 2021 consumption was higher than July 2022 due to significantly more people in the household. Customer requested that an alternative method be used for determining the leak volume.

Staff prepared 3 alternative calculations, two which resulted in no excess water use and the third amounted to \$44.45 credit.

Submitted,

Piret Harmon
General Manager

AGENDA REPORT

Scotts Valley Water District

Date: 10/13/22

To: Board of Directors

Item: Business 6.2

Subject: **Billing Adjustment Appeal 164 Green Valley Road**

Reason: Complies with District Administrative Code Section 1.20.010

SUMMARY

Recommendation: Grant or deny a billing adjustment for 164 Green Valley Road.

Fiscal Impact: If the appeal is granted, the customer could be eligible for a billing adjustment the amount of \$4,381.35, instead of \$2,597.84.

Previous Related Action: None.

BACKGROUND

As part of the 2016 Rate and Recycled Water Rate Study and subsequently adopted water rate schedule, the tier structure for all residential customers was modified. Prior 6 tiers were replaced with 4 and multi residential units with master meters received a tier allocation based on number of units served by the master meter.

DISCUSSION

Owner of a multi residential service account at 164 Green Valley Road recently brought to our attention that he has been billed as a single family account. We investigated and confirmed that this service account has been erroneously coded in the utility billing software and overbilled since February 2017 in the amount of \$4,381.35.

The account has been billed as multi family residential with master meter since July of this year. Pursuant to the 3-year statute of limitations, I have approved a refund payment of \$2,597.84 to cover the period of 8/2019 through 7/2022. The account holder wishes to appeal the staff decision and requesting a larger payment.

Submitted,

Piret Harmon
General Manager

AGENDA REPORT

Scotts Valley Water District

Date: 10/13/22

To: Board of Directors

Item: Business 6.3

Subject: **Well 3B Replacement (Sucinto Well) Construction Management Contract Award**

Reason: Complies with District Administrative Code, Chapter 3.10

SUMMARY

Recommendation: Award contract and authorize the General Manager to execute an agreement with Montgomery and Associates in the amount of \$219,930 for the Well 3B Replacement (Sucinto Well) Construction Management Services.

Fiscal Impact: The total amount of this contact is \$290,913. Funds are available in the FY 2022 Capital and Maintenance Projects budget.

Previous Related Action: On 06/09/22 the Board approved the FY 2023 Budget that included funding for the Well 3B Replacement project.

BACKGROUND

In October 2017 Well 3B unexpectedly went offline due to a pump motor failure. A subsequent video inspection of the well revealed significant casing corrosion. To get the well back online the new pump and motor were set higher in the well where it was shown to have less casing corrosion. This helps to avoid losing the pump and motor if there is a casing collapse, but it also reduced well runtimes and production output.

Engineering and design for a new production well to replace Well 3B was completed in March 2022. The design included the construction of a new production well with a stainless-steel casing that pumps water to the Orchard Run Water Treatment Plant for filtration and disinfection before distribution and is planned to produce 400+ gallons per minute.

DISCUSSION

District Administrative Code, section 3.10.030, Contracting for Professional Services \$100,000+ requires the General Manager to seek written proposals for professional services and the contract be approved by the Board.

The attached scope for construction management services includes in Task 1, construction administration and oversight along with budget and schedule management; and Task 2, data analysis and reporting.

The Well 3B replacement construction is scheduled to begin in January 2023 and completed by the end of July of 2023.

Submitted,

David McNair
Operations Manager

Enclosed: Proposal

August 31, 2022

Mr. David McNair
Operations Manager
Scotts Valley Water District
2 Civic Center Drive
Scotts Valley, CA 95066

SUBJECT: SCOPE AND FEE PROPOSAL FOR SUCINTO WELL CONSTRUCTION MANGEMENT SERVICES

Dear Mr. McNair:

Montgomery & Associates (M&A) is pleased to submit this scope, fee, and schedule proposal to Scotts Valley Water District (SVWD) to provide construction management services for a new supply well at the existing Well #3B site, to be named Sucinto Well. Design and bid support services were previously provided under Task Order No 2021-2.

SCOPE OF WORK

The Scope of Work (SOW) includes construction management during installation of the Sucinto Well by the District's drilling Contractor consistent with M&A's February 2022 *Technical Specifications for Construction, Development and Testing of the Sucinto Well*. The following tasks are associated with this scope of work:

- Task 1 – Construction Management
- Task 2 – Reporting

These tasks are described individually below. This SOW assumes a contract completion date of June 30, 2023.

Task 1: Construction Management

M&A will provide construction management for activities listed below. The list includes an assumed level of observation that is incorporated into our cost estimate. Well drilling, installation, and testing will be conducted by the selected drilling contractor (Contractor) or subcontractors contracted directly with the Contractor or SVWD:

- Mobilization: Part-time observation to verify project set-up
- Conductor Casing Installation: Full-time observation
- Pilot Borehole Drilling: Part-time observation
- Geophysical Logging: Full-time observation
- Reaming: Part-time observation
- Caliper Survey: Full-time observation
- Well Construction: Full-time observation
- Mechanical and Chemical Development: Full-time observation, excluding rest periods for chemical development

- Test Pump Development: Full-time observation
- Step Test: Full-time observation
- Constant Rate Test, Sample Collection and Spinner Survey: Full-time observation
- Recovery Test: Part-time observation to include full-time for first 2 hours, then periodic thereafter
- Video, Plumbness, and Alignment Surveys: Full-time observation
- Chlorination: Part-time observation to verify compliance with technical specifications and NPDES compliance for discharged water

Costs are not included herein for construction management of non-intrusive activities including but not limited to the following:

- Grubbing and grading
- Installing soundwalls
- Borehole circulation while waiting for materials
- Cement cure wait periods
- Rig down
- Pump rig mobilization
- Installing and pulling the test pump
- Brushing and bailing
- Capping and securing well

M&A will provide administrative and budgetary management duties throughout the duration of the project; including but not limited to coordination with SVWD staff, attendance at project meetings, budget management, and schedule management.

ASSUMPTIONS

- M&A can reasonably rely on the accuracy, timeliness, and completeness of information provided by SVWD, including the Contractor's submittals and project control schedule.
- M&A employees have no authority to exercise any control over the Contractor or their employees in connection with their work or any health and safety precautions and have no duty for inspecting, noting, observing, or correcting health or safety deficiencies of the Contractor or any other persons at the site except M&A employees. M&A will promptly notify SVWD of any observed or perceived health and safety deficiencies by the Contractor or any other persons at the site.
- M&A's presence at a construction site does not make its employees in any way responsible for those duties that belong to SVWD and/or the Contractor or other entities, and does not relieve the Contractor or any other entity of their obligations, duties, and responsibilities, including but not limited to methods, means, techniques, sequences, and procedures necessary for coordinating and completing construction work in accordance with the contract documents and any health or safety requirements.
- The presence of M&A employees at the construction sites is to provide SVWD a greater degree of confidence that the completed work will conform generally to the construction documents and that the integrity and the design concept as reflected in the construction documents have been

implemented and preserved by the Contractor. M&A neither guarantees the performance of the Contractor nor assumes responsibility for Contractor's failure to perform work in accordance with contract documents.

- M&A staff will perform construction management activities consistent with enforcing specifications and will not direct Contractor means or methods.
- M&A is responsible for tracking, cataloging, and approving Contractor submittals. M&A will provide SVWD copies of all approved contractor submittals.
- The Contractor is responsible for testing, maintaining, and recording drilling fluid properties. M&A will observe and record results as appropriate. Deviations to the specifications will be reported to SVWD within 24 hours of being observed.
- Fieldwork will be conducted during 12-hour workdays on a standard 5-day workweek, except during pilot borehole drilling, geophysical logging, caliper logging, well construction, mechanical and chemical development, and constant-rate pump testing. M&A assumes a 24-hour work schedule for these activities, including weekends. M&A will not be present during non-drilling activities unless noted herein.
- Pilot borehole drilling and reaming activities assume part time observation. M&A assumes 10-hours per day oversight to log cuttings, monitor progress and for on-call support at night to resolve drilling issues.
- One 10-hour step rate discharge and one 24-hour constant rate discharge test will be completed.
- M&A will collect groundwater samples and coordinate laboratory analysis with SVWD's preferred environmental laboratory. One groundwater sample will be collected near the end of the constant rate discharge test for laboratory analysis.
- Equipment rentals and fieldwork consumable purchases may be required. These may include but are not limited to field office rental, field vehicles, pressure transducers, field notebooks, and chip trays. Costs for these items are included herein.
- Contractor is responsible for the containment, profiling, and disposal of all waste generated during the project.
- Costs for sieve analysis, including those for filter pack media, are the responsibility of the Contractor.

Construction management costs provided herein are estimated based on anticipated durations for each activity. Actual durations are subject to final well design and Contractor performance and are not controlled by M&A. As such, actual costs are subject to increase or decrease based on actual durations, or by SVWD request for modified observation schedules. Field oversight costs are based on the Scientist 4 hourly rate, but efforts will be made to use the most cost-efficient, responsible staff level where feasible.

Task 2: Data Analysis and Reporting

M&A will prepare technical memoranda and reports to document activities, as detailed below.

Well Design Technical Memorandum

A well design technical memorandum will be prepared to document final well design for Contractor material ordering and construction purposes. The well design technical memorandum will be completed and submitted for SVWD review within 24 hours after receipt of electronic downhole geophysical results, sieve analysis, and any other relevant data. The technical memorandum will include a final well construction schematic, casing schedule, tubing schedule, annular materials schedule, and tubing

orientation. A vertically scaled graphic containing observed lithology, geophysical results, and aquifer unit identification (as appropriate) will be included with the technical memorandum. The well design technical memorandum will be submitted electronically in PDF format.

ASSUMPTION:

- SVWD comments to the draft technical memorandum will be provided in a timely manner, allowing M&A reasonable time to incorporate the comments into the final technical memorandum. M&A is not responsible for project delays due to delayed review comments.

Well Installation Report

A Well Installation Report will be prepared following completion of site activities related to well construction. The report will include a description of the work completed, description of the methods and procedures used, results and discussion of drilling and testing activities, conclusions, recommendations, and relevant appendices. A draft well installation report will be prepared in Microsoft Word format for SVWD comment. Final submittal of this report will include 1 hardcopy and 1 PDF copy. The hardcopy report will additionally include long-form print outs of downhole logging (geophysical, caliper, alignment, spinner), a copy of the complete video survey in MP4 format (provided on DVD or flash drive), and 1 set of drill cutting chip trays.

Discharge Reporting Technical Memorandum

M&A assumes that the SVWD's NPDES permit will be used to discharge groundwater pumped for development and sampling efforts. M&A will monitor the discharge water for compliance with the NPDES permit requirements.

ASSUMPTIONS

- M&A is not responsible for notifying the MS4 operator of planned discharges, should notification be required. Additionally, M&A is not responsible for determining when discharges are or are not permissible, such as during precipitation events. Determination of discharge appropriateness and verification of permission is the responsibility of SVWD.
- M&A is not responsible for discharges by the Contractor performed without prior notice to and oversight by M&A staff. Additionally, M&A is not responsible for ensuring Contractor compliance with discharge requirements, but will document occurrences and report concerns to SVWD as they are identified.
- M&A staff have the authority to direct the Contractor to discontinue discharging or not begin discharging if they determine NPDES permit requirements cannot be met. If work is delayed due to reasonable concerns, as determined by M&A and SVWD, then M&A will not be held responsible for any and all stand-by or other fees resulting from a project shut-down.

Drinking Water Source Assessment Program Documentation

DWSAP documentation will be prepared to comply with State Water Resources Control Board requirements for water source protection. A draft DSWAP document will be prepared in Microsoft Word format for SVWD comment. Final DWSAP documentation will be submitted electronically in PDF format for SVWD submittal to the appropriate agency.

COSTS

The estimated costs by task are summarized below and detailed in the attached table.

		Labor Costs	Expenses	TOTAL
Task 1	Construction Management	\$163,844	\$24,000	\$187,844
Task 2	Data Analysis and Reporting	\$32,086	\$0	\$32,086
	TOTAL COST	\$195,930	\$24,000	\$219,930

If you have any questions, do not hesitate to contact me.

Sincerely,



Bill DeBoer, P.G., C.Hg.
Senior Hydrogeologist

SCOPE AND FEE PROPOSAL FOR SUCINTO WELL CONSTRUCTION MANGEMENT SERVICES

Sucinto Well		Georgina King	Bill DeBoer	Various	Various	Caryn Fogel	Labor Costs	Expenses	TOTAL
		Scientist 6	Scientist 6	Scientist 4	Scientist 1	Technical Editor			
Task	\$/hr	\$220	\$220	\$177	\$113	\$75			
1	Construction Management								
	Schedule and progress tracking and coordination	-	36	32	-	-	\$13,584	-	\$13,584
	Submittals Review	2	20	10	-	-	\$6,610	-	\$6,610
	Meetings	2	8	6	-	-	\$3,262	-	\$3,262
	Mobilization	-	8	10	-	-	\$3,530	-	\$3,530
	Install Conductor	-	2	24	-	-	\$4,688	-	\$4,688
	Pilot Hole and Geophysical Logging	-	32	132	-	-	\$30,404	-	\$30,404
	Ream and Caliper Survey	-	12	56	-	-	\$12,552	-	\$12,552
	Well Construction	-	16	114	-	-	\$23,698	-	\$23,698
	Mechanical and Chemical Development	-	12	150	-	-	\$29,190	-	\$29,190
	Test Pump Development	-	8	70	-	-	\$14,150	-	\$14,150
	Step Test	-	14	6	-	-	\$4,142	-	\$4,142
	Constant Rate Test, Sample Collection and Spinner Survey	-	12	52	-	-	\$11,844	-	\$11,844
	Recovery Test	-	1	10	-	-	\$1,990	-	\$1,990
	Video, Plumbness and Alignment	-	2	10	-	-	\$2,210	-	\$2,210
	Chlorination	-	1	10	-	-	\$1,990	-	\$1,990
	Indirect Costs (mobile office, mileage, transportation, lodging)	-	-	-	-	-	\$0	\$24,000	\$24,000
	Task 1 Subtotals	4	184	692	0	0	\$163,844	\$24,000	\$187,844
2	Data Analysis and Reporting								
	Well Design Technical Memorandum	2	10	4	-	-	\$3,348	-	\$3,348
	Well Installation Report	6	48	24	8	4	\$17,332	-	\$17,332
	Discharge Report	2	4	16	2	2	\$4,528	-	\$4,528
	DWSAP Documentation	2	4	28	4	2	\$6,878	-	\$6,878
	Task 2 Subtotals	12	66	72	14	8	\$32,086	\$0	\$32,086
	TOTAL HOURS	16	250	764	14	8			
	TOTAL COST	\$3,520	\$55,000	\$135,228	\$1,582	\$600	\$195,930	\$24,000	\$219,930

AGENDA REPORT

Scotts Valley Water District

Date: 10/13/22

To: Board of Directors

Item: Business 6.4

Subject: **Employment Agreement with General Manager**

Reason: Complies with Administrative Code Section 2.10.050

SUMMARY

Recommendation: Acknowledge the resignation of General Manager Harmon with effective date of 12/31/22, appoint David McNair as the General Manager commencing 11/01/22 and approve the terms of the employment agreement.

Fiscal Impact: The agreed upon annual salary is \$200,000 and the funds are appropriated in the FY 2023 budget.

Previous Related Action: On 08/13/20 the Board approved the terms of employment agreement with General Manager Harmon.

DISCUSSION

Piret Harmon, who has been the General Manager of the Scotts Valley Water District since 07/08/13, has notified the Board of her intention to terminate the employment as of 12/31/22.

The Board has selected David McNair as the next General Manager of the District and negotiated the terms of the employment agreement with him. The General Manager compensation, similarly to the other District at-will employees' compensation, is based on their individual contributions in support of the District's strategic goals, their management / leadership competencies and salary market benchmarking.

Submitted,

Piret Harmon
General Manager

Enclosed: SVWD Employment Agreement McNair 10/13/22



**Scotts Valley Water District
EMPLOYMENT AGREEMENT
General Manager**

This Agreement is entered into on October 13, 2022 by and between Scotts Valley Water District, a public agency (“District”), and David McNair ("Employee"), who agree as follows:

- 1. Recitals.** The Board of Directors (“Board”) of the District selected the Employee as the General Manager of the District, commencing on November 1, 2022.
- 2. Employment.** The Employee hereby accepts such employment on the terms and conditions of this Agreement. In accordance with the provisions of section 53262 of the Government Code, this Agreement is subject to ratification in an open session of a meeting of the Board.
- 3. Term.** The Employee serves at the pleasure of the Board and will continue to serve in that capacity until that relationship is terminated by either party as hereinafter provided.
- 4. Duties.** Duties under this Agreement will be those assigned to the Employee by the Board; as described in the job description for General Manager position, as adopted and amended from time to time by the Board; as specified in sections 30579, 30580 and 30581 of the California Water Code; and such other duties and responsibilities as may be assigned by the Board from time to time. The Employee will be the chief executive officer of the District and work under the direction of the Board.
- 5. Work Hours.** The Employee will devote his/her full time, attention and energies to the duties of General Manager, and will be available to work at such times as necessary to fully and competently perform the duties, regardless of the number of hours involved. The Employee acknowledges that the duties of General Manager may require an average of more than forty hours per week, and that some day-to-day work hours may vary. The Employee will not be compensated for overtime hours worked or otherwise earned or be entitled to compensatory time off for hours worked in excess of eight hours per day or forty hours per week. The Employee will not engage in any conduct or other employment or business that would interfere with his/her responsibilities and duties to the District or that would reflect unfavorably on the interests of the District. So that the Board may be assured of the extent of any other demands upon time and attention, the Employee will disclose in confidence to the Board the nature and scope of any other business activities during the term of this Agreement.
- 6. Compensation.** For all services to be rendered by under this Agreement by the Employee, the District will provide the following salary and benefits:

(a) Effective November 1, 2022 the Employee will be paid a salary in the amount of \$200,000 per year ("Base Salary"), payable in payments every two weeks on the District's normal payroll dates.

(b) In addition to the Base Salary, the District will pay an amount of \$200 each month to compensate for use of the Employee's personal vehicle for District purposes within 50 mile radius from the District office;

(c) Other than specifically provided for herein, the Employee will be entitled to receive all other employee benefits (including vacation and sick leave, accrual of vacation and sick leave, retirement system membership and employer contributions, deferred compensation investment opportunities, and employee and dependent coverage on health, dental and other group insurance programs as provided to other regular full-time District employees, but not including overtime or compensatory time off benefits.

The Employee will be entitled to:

- (1) Vacation leave accrual of 26 days annually (accrual of 8 hours per pay period);
- (2) Administrative leave of 12 days annually;
- (3) Sick leave accrual of 7 days annually (accrual of 2.15 per pay period);
- (4) An amount of \$200 per month contributed to Employee's 457 Plan account in lieu of the District provided retiree health benefits.

As of June 30th of each year, the Employee will be paid for all hours over 240 unless the Employee elects to contribute an equivalent cash amount to their 457 Plan. The Employee may exceed the annual 240 hours cap if excess vacation is scheduled to be taken no later than December 31st of that year.

The Employee will not be able to carry over any administrative leave into a next fiscal year, any balance as of June 30th of each year will be lost. Upon separation, the Employee will receive in cash, or pay in cash, the prorated value of their annual administrative leave.

The Employee will be able to convert any amount of vacation leave balance to sick leave and accrue unlimited sick leave. There is no cash-out payment of accrued sick leave.

The Employee will be entitled to be reimbursed for the reasonable amount of his/her actual and necessary expenses incurred in carrying out the duties of General Manager to the extent that the expenses have been budgeted and properly documented in conformance with the District's policies and the Internal Revenue Service's requirements for an Accountable Plan.

Reimbursement for travel-related expenses incurred by Employee for travel outside of the State of California will require the prior approval of the Board of Directors, except for travel to attend conferences, seminars and related events sponsored by the American Water Works Association,

Association of California Water Agencies, the American Society of Civil Engineers, the Water Environment Federation and the National Groundwater Association.

7. Other Terms and Conditions of Employment.

(a) The Employee's employment also will be governed by District's Employee Handbook. The District and the Employee will comply with all applicable provisions of the Employee Handbook. If a term or condition of this Agreement is inconsistent or in conflict with a term or condition of the Employee Handbook, the provisions of this Agreement will govern.

(b) The Employee acknowledges that the position of General Manager is one requiring frequent and highly-visible contact and involvement with members of the public and the community, and that in many respects General Manager is the spokesperson and representative of the District. The Employee will not engage in any conduct within or outside the scope of his/her employment with the District that reflects unfavorably on or discredits the District, its Board, or other employees.

8. Termination. This Agreement may be terminated in any one of the following ways:

(a) By mutual agreement of the parties, expressed in writing.

(b) By the Employee upon giving to the District no less than 30 days prior written notice of his/her election to terminate. Vacation days will not be included in the calculation of the 30 day period except as otherwise approved by the Board.

(c) By the District, for cause, upon giving to the Employee a written notice of immediate termination. The written notice of termination will specify (1) the particular cause(s) and the facts and circumstances justifying the termination of the Agreement for cause, and (2) the opportunity to be heard before the Board on the reasons for his/her termination. If the Employee requests a hearing, the hearing will be held at the Board's earliest convenience in a closed session, unless the Employee requests an open session hearing. After the hearing, the Board may affirm, modify or reverse its decision to terminate for cause. For purposes of this Agreement, the following will justify termination for cause: willful breach of duty; habitual neglect of duty; gross insubordination; conviction of a crime involving moral turpitude; conduct that makes it impossible or impracticable to perform the duties under this Agreement, or that seriously impedes the District operations; conduct that tends to bring discredit to the District, or conduct unbecoming an employee in public service; mishandling of the District funds; any intentional misrepresentation or fraud in connection with the performance of his/her duties; or, theft of the District property.

(d) By the District, without cause, upon giving to the Employee a written notice of immediate termination and payment of severance pay in an amount equal to the Employee's then monthly salary multiplied by six (6) months.

Notwithstanding the provisions of any District rule, regulation, policy, procedure or practice to the contrary, upon termination of employment, and whether with or without cause, the Employee

will not be entitled to any compensation, damages or other monetary award except as to vested rights and benefits and amounts specifically authorized by this Agreement.

9. Indemnification and Defense. To the fullest extent and manner provided for public employees by applicable law, the District will indemnify, defend, and hold the Employee harmless from and against all demands, claims, suits, actions and legal proceedings arising out of or relating to any act or omission occurring within the scope of his/her employment as an employee of the District.

10. Entire Agreement. This writing constitutes the sole, entire, integrated and exclusive contract between the parties respecting employment by the District, and any other contracts, contract terms, understandings, promises or representations not expressly set forth or referenced in this writing are null and void, and of no force and effect. This Agreement supersedes in full any prior Employment Agreement between the Employee and the District.

11. Notices. Any notice to be given to will be sufficiently served if given to the Employee personally, or if deposited in the United States Mail, regular pre-paid mail, addressed to the Employee at his/her most recent residence address as shown on the District payroll records. Any notice to be given to the District will be addressed and delivered or mailed to the Board at the District office.

12. Successors and Assigns. This Agreement is personal to the Employee. The Employee may not transfer or assign the Agreement or any part of it. Subject to this restriction on transfer and assignment, this Agreement will bind, and inure to the benefit of, the successors, assigns, heirs and legal representatives of the parties.

13. Amendments. This Agreement may be amended only by a subsequent writing approved and signed by both parties. Any amendment by the District must be approved by the Board at a public meeting. Individual Board members do not have the authority, express or implied, to amend, modify, waive or in any way alter this Agreement or the terms and conditions of employment.

14. Waiver. The waiver at any time by either party of its rights with respect to a default or other matter arising in connection with this Agreement will not be deemed a waiver with respect to any subsequent default or matter.

15. Construction and Interpretation. The parties agree and acknowledge that this Agreement has been arrived at through negotiation, and that each party has had a full and fair opportunity to revise the terms of this Agreement. Consequently, the normal rule of construction that any ambiguities are to be resolved against the drafting party will not apply in construing or interpreting this Agreement.

16. Applicable Law. This Agreement will be deemed to be executed in the State of California, County of Santa Cruz and any action concerning this Agreement not covered by the provisions of Section 17, will have its venue in the Superior Court for the State of California in and for the County of Santa Cruz.

17. Arbitration. In the event that there is any dispute or claim arising out of this Agreement, that dispute or claim will be decided by neutral binding arbitration in accordance with the provisions of the California Code of Civil Procedure applicable to civil arbitrations. The filing of a judicial request for injunction or other provisional remedies will not constitute a waiver of the requirement to arbitrate under this provision.

IN WITNESS WHEREOF, this Agreement was approved by and between the Employee and the District on the date set forth above.

Ruth Stiles, President
Board of Directors

David McNair, Employee

Approved as to Form:

Robert E. Bosso
Legal Counsel

STAFF REPORT - Finance

Scotts Valley Water District

Date: 10/13/22
To: Board of Directors
From: General Manager
Item: Staff Reports 7.3
Subject: **Financial Reports 07/01/22 through 08/31/22**

Summary

Fiscal Year-to-Date (YTD) figures reflect the period of 07/01/22 through 08/31/22. YTD revenues total \$1.9M and expenses total \$1.9M.

Revenue

August is the second month of the fiscal year. YTD potable water sales revenue is \$1.1M, water services revenue is \$0.42M and new connections revenue is \$178K. Total YTD revenue in the potable water fund is \$1.7M, equal to 19% of the budget and 16% higher than the same period last year.

YTD recycled water sales revenue is \$149K, water services revenue is \$15K, and \$10K in revenue from new connections for the period. Total YTD revenue of \$174K in the recycled water fund equals 27% of the budget, which is 12% lower than for the same period of last fiscal year.

Expenses

Combined YTD operating expenses are below budget, with expenses of \$0.8M representing 13% of the budget. Project expenditures total \$28K and the debt service principal payments of \$976K were made.

Fund Balance

Cash reserves at the end of August were approximately \$9.4M with another \$1.4M booked in Accounts Receivable.

Enclosed

Budget Status Balance 07/01/22 – 08/31/22
Budget Status Revenue 07/01/22 – 08/31/22
Budget Status Expense 07/01/22 – 08/31/22
Projects Expense 07/01/22 – 08/31/22
Balance Sheet 08/31/22
Check Register 08/01/22 – 08/31/22

Budget Status - Balance



Period: 07/01/22 - 08/31/2022

FY Remain: 83%

	FY 2022 YTD Actual	FY 2023 YTD Actual	FY 2023 vs. FY 2022	YOY % change	FY 2023 Budget	FY 2023 Remaining Balance	%
Period: 07/01/22 - 08/31/22 (2 months)							
Potable Water - Fund 01							
Water Sales & Services (R10, R20)	\$ 1,403,330	\$ 1,546,138	\$ 142,808	10%	\$ 7,167,900	\$ 5,621,762	78%
New Connections (R25)	\$ 34,160	\$ 182,967	\$ 148,807	436%	\$ 720,200	\$ 537,233	75%
Other Revenue (R30, R40)	\$ 54,497	\$ 63	\$ (54,435)	-100%	\$ 1,161,994	\$ 1,161,931	100%
Potable Water Total	\$ 1,491,988	\$ 1,729,168	\$ 237,180	16%	\$ 9,050,094	\$ 7,320,926	81%
Recycled Water - Fund 02							
Water Sales & Services (R10, R20)	\$ 198,480	\$ 164,168	\$ (34,312)	-17%	\$ 621,600	\$ 457,432	74%
New Connections (R25)	\$ -	\$ 10,321	\$ 10,321	-	\$ -	\$ (10,321)	#DIV/0!
Other Revenue (R30, R40)	\$ 15	\$ 22	\$ 7	46%	\$ 21,800	\$ 21,778	100%
Recycled Water Total	\$ 198,495	\$ 174,511	\$ (23,984)	-12%	\$ 643,400	\$ 468,889	73%
TOTAL REVENUE	\$ 1,690,482	\$ 1,903,679	\$ 213,196	13%	\$ 9,693,494	\$ 7,789,815	80%
Expenses - Fund 01 and Fund 02 Combined							
Salaries & Benefits (E01)	\$ 486,537	\$ 488,974	\$ 2,437	1%	\$ 3,273,117	\$ 2,784,143	85%
Services & Supplies (E03-E80)	\$ 427,284	\$ 357,824	\$ (69,460)	-16%	\$ 3,194,076	\$ 2,836,252	89%
Project Expenses	\$ 42,545	\$ 27,721	\$ (14,824)	-35%	\$ 2,890,456	\$ 2,862,735	99%
Debt Service - Principal	\$ 567,298	\$ 976,991	\$ 409,693	72%	\$ 976,991	\$ -	0%
TOTAL EXPENSES *	\$ 1,523,665	\$ 1,851,511	\$ 327,846	22%	\$ 10,334,640	\$ 8,483,129	82%
NET REVENUE	\$ 166,818	\$ 52,168	\$ (114,650)		\$ (641,146)	\$ (693,314)	
Period: 07/01/22 - 08/31/22 (2 months)							
Total Revenue	\$ 1,690,482	\$ 1,903,679	\$ 213,196	13%	\$ 9,693,494	\$ 7,789,815	80%
Total Expenses *	\$ 1,523,665	\$ 1,851,511	\$ 327,846	22%	\$ 10,334,640	\$ 8,483,129	82%
Net Revenue	\$ 166,818	\$ 52,168	\$ (114,650)		\$ (641,146)		
Period: 07/01/22 - 07/31/22 (1 month)							
Total Revenue	\$ 898,793	\$ 945,617	\$ 46,824	5%	\$ 9,693,494	\$ 8,747,877	90%
Total Expenses *	\$ 1,111,493	\$ 1,289,056	\$ 177,563	16%	\$ 10,023,984	\$ 8,734,928	87%
Net Revenue	\$ (212,699)	\$ (343,438)	\$ (130,739)		\$ (330,490)		

* Expense totals do not include depreciation expense

Budget Status - Revenue



Period: 07/01/22 - 08/31/2022

FY Remain: 83%

Fund 01	Potable Water	FY 2022 YTD Actual	FY 2023 YTD Actual	FY 2023 vs. FY 2022	YOY % change	FY 2023 Budget	FY 2023 Remaining Balance	%
R10	Operating Revenue - Water Sales							
01-000-41101	Residential Consumption - SF	\$ 602,624	\$ 716,648	\$ 114,024	19%	\$ 2,500,200	\$ 1,783,552	71%
01-000-41102	Residential Consumption - MF	\$ 29,432	\$ 42,977	\$ 13,545	46%	\$ 196,300	\$ 153,323	78%
01-000-41103	CII Consumption	\$ 224,677	\$ 213,711	\$ (10,966)	-5%	\$ 1,392,000	\$ 1,178,289	85%
01-000-41106	CII Consumption - Other	\$ 20,354	\$ 22,195	\$ 1,841	9%	\$ -	\$ (22,195)	
01-000-41105	Irrigation Consumption	\$ 113,054	\$ 128,835	\$ 15,781	14%	\$ 408,200	\$ 279,365	68%
01-000-41200	Other - Bulk Water	\$ 5,139	\$ 2,518	\$ (2,621)	-51%	\$ 17,600	\$ 15,082	86%
	R10 Sub Totals:	\$ 995,279	\$ 1,126,884	\$ 131,604	13%	\$ 4,514,300	\$ 3,387,416	75%
R20	Operating Revenue - Water Services							
01-000-41300	Other - Late Penalty	\$ 2,394	\$ 5,730	\$ 3,336	139%	\$ 18,100	\$ 12,370	68%
01-000-42100	Standby Basic Meter Charge	\$ 392,617	\$ 401,090	\$ 8,473	2%	\$ 2,555,700	\$ 2,154,610	84%
01-000-42121	Standby FP Basic Meter Charge	\$ 11,715	\$ 11,359	\$ (356)	-3%	\$ 71,800	\$ 60,441	84%
01-000-43300	Other Operating Revenue	\$ 1,325	\$ 1,075	\$ (250)	-19%	\$ 8,000	\$ 6,925	87%
	R20 Sub Totals:	\$ 408,051	\$ 419,254	\$ 11,203	3%	\$ 2,653,600	\$ 2,234,346	84%
R25	Operating Revenue - New Connections							
01-000-42101	Other Meter Fee	\$ 266	\$ 2,128	\$ 1,862	700%	\$ 6,900	\$ 4,772	69%
01-000-42102	Other Capacity Fee	\$ 33,644	\$ 178,185	\$ 144,541	430%	\$ 704,400	\$ 526,215	75%
01-000-42120	Other FP Meter Fee	\$ -	\$ 1,659	\$ 1,659		\$ 1,900	\$ 241	13%
01-000-43100	Other Will Serve	\$ 250	\$ 375	\$ 125	50%	\$ 1,000	\$ 625	63%
01-000-43200	Other Dev Proj Review	\$ -	\$ 620	\$ 620		\$ 6,000	\$ 5,380	90%
	R25 Sub Totals:	\$ 34,160	\$ 182,967	\$ 148,807	436%	\$ 720,200	\$ 537,233	75%
R30	Non-Operating Revenue - Other							
01-000-46000	Property Taxes	\$ 48,045	\$ -	\$ (48,045)	-100%	\$ 1,134,538	\$ 1,134,538	100%
01-000-47110	Interest & Dividend	\$ 2	\$ 63	\$ 60	2636%	\$ 56	\$ (7)	-12%
01-000-47120	Interest - LAIF	\$ -	\$ -	\$ -		\$ 5,300	\$ 5,300	100%
01-000-47520	Misc. Non-Operating Revenue	\$ -	\$ -	\$ -		\$ 22,100	\$ 22,100	100%
01-000-47540	Third-Party Reimbursements	\$ 6,450	\$ -	\$ (6,450)	-100%	\$ -	\$ -	
	R30 Sub Totals:	\$ 54,497	\$ 63	\$ (47,985)	-100%	\$ 1,161,994	\$ 1,161,931	100%
R40	Non-Operating Revenue - Grants							
01-000-45260	Local Grant - ACWA JPIA	\$ -	\$ -	\$ -		\$ -	\$ -	
	R40 Sub Totals:	\$ -	\$ -	\$ -		\$ -	\$ -	
	Fund 01 Revenue:	\$ 1,491,988	\$ 1,729,168	\$ 243,630	16%	\$ 9,050,094	\$ 7,320,926	81%
	Fund 01 Rev Excl Grants & Cap Contributions	\$ 1,491,988	\$ 1,729,168	\$ 243,630	16%	\$ 9,050,094	\$ 7,320,926	81%

Budget Status - Revenue



Period: 07/01/22 - 08/31/2022

FY Remain: 83%

		FY 2022 YTD Actual	FY 2023 YTD Actual	FY 2023 vs. FY 2022	YOY % change	FY 2023 Budget	FY 2023 Remaining Balance	%
Fund 02	Recycled Water							
R10	Operating Revenue - Water Sales							
02-000-41105	Irrigation Consumption	\$ 162,802	\$ 147,472	\$ (15,330)	-9%	\$ 534,900	\$ 387,428	72%
02-000-41200	Other - Bulk Water	\$ 23,550	\$ 1,732	\$ (21,818)	-93%	\$ -	\$ (1,732)	
	R10 Sub Totals:	\$ 186,352	\$ 149,205	\$ (37,147)	-20%	\$ 534,900	\$ 385,695	72%
R20	Operating Revenue - Water Services							
02-000-42100	Standby Basic Meter Charge	\$ 12,128	\$ 14,963	\$ 2,836	23%	\$ 86,700	\$ 71,737	83%
02-000-43300	Other Operating Revenue			\$ -		\$ -	\$ -	
	R20 Sub Totals:	\$ 12,128	\$ 14,963	\$ 2,836	23%	\$ 86,700	\$ 71,737	83%
R25	Operating Revenue - New Connections							
02-000-42101	Other Meter Fee		\$ 266	\$ 266		\$ -	\$ (266)	
02-000-42102	Other Capacity Fee		\$ 10,055	\$ 10,055		\$ -	\$ (10,055)	
	R25 Sub Totals:	\$ -	\$ 10,321	\$ 10,321		\$ -	\$ (10,321)	
R30	Non-Operating Revenue - Other							
02-000-47110	Interest & Dividend	\$ 15	\$ 22	\$ 7	46%	\$ 6,800	\$ 6,778	100%
02-000-47520	Other Non-Operating Revenue			\$ -		\$ -	\$ -	
	R30 Sub Totals:	\$ 15	\$ 22	\$ 7	46%	\$ 21,800	\$ 21,778	100%
	Fund 02 Revenue:	\$ 198,495	\$ 174,511	\$ (23,984)	-12%	\$ 643,400	\$ 468,889	73%
	Fund 02 Rev Excl Grants & Cap Contributions	\$ 198,495	\$ 174,511	\$ (23,984)	-12%	\$ 643,400	\$ 468,889	73%
Revenue Totals:		\$ 1,690,482	\$ 1,903,679	\$ 219,646	13%	\$ 9,693,494	\$ 7,789,815	80%
Revenue Total Excl Grants & Cap Contributions		\$ 1,690,482	\$ 1,903,679	\$ 219,646	13%	\$ 9,693,494	\$ 7,789,815	80%

Budget Status - Expense



Period: 07/01/22 - 08/31/2022

FY Remain: 83%

		FY 2022 YTD Actual	FY 2023 YTD Actual	FY 2023 vs. FY 2022	YOY % change	FY 2023 Budget	FY 2023 Remaining Balance	%
Fund 01 and Fund 02 Combined								
Dept	Administration							
E01	Salaries & Benefits	\$ 117,273	\$ 92,075	\$ (25,197)	-21%	\$ 816,906	\$ 724,831	89%
E03	General & Admin - Services	\$ 52,031	\$ 54,276	\$ 2,246	4%	\$ 414,770	\$ 360,494	87%
E05	General & Admin - Supplies	\$ 6,761	\$ 625	\$ (6,136)	-91%	\$ 16,900	\$ 16,275	96%
E10	Source of Supply	\$ 86,675	\$ 1,008	\$ (85,668)	-99%	\$ 250,000	\$ 248,993	100%
E70	Other	\$ -	\$ -	\$ -		\$ 5,000	\$ 5,000	100%
	Dept 100 Sub Totals:	\$ 262,740	\$ 147,984	\$ (114,756)	-44%	\$ 1,503,576	\$ 1,355,592	90%
Dept	Finance/Customer Service							
E01	Salaries & Benefits	\$ 90,228	\$ 94,499	\$ 4,272	5%	\$ 553,829	\$ 459,330	83%
E03	General & Admin - Services	\$ 60,411	\$ 56,229	\$ (4,182)	-7%	\$ 150,242	\$ 94,013	63%
E05	General & Admin - Supplies	\$ 200	\$ 200	\$ -	0%	\$ 4,000	\$ 3,800	95%
E35	Customer Accounts	\$ 52,034	\$ 51,629	\$ (406)	-1%	\$ 291,764	\$ 240,135	82%
E70	Other	\$ -	\$ 15	\$ 15		\$ 1,100	\$ 1,085	99%
E80	Debt Service - Interest	\$ -	\$ -	\$ -		\$ 141,100	\$ 141,100	100%
	Dept 200 Sub Totals:	\$ 202,873	\$ 202,572	\$ (300)	0%	\$ 1,142,035	\$ 939,463	82%
Dept	Operations							
E01	Salaries & Benefits	\$ 250,515	\$ 278,886	\$ 28,371	11%	\$ 1,680,391	\$ 1,401,505	83%
E03	General & Admin - Services	\$ 31,800	\$ 39,369	\$ 7,569	24%	\$ 269,200	\$ 229,831	85%
E05	General & Admin - Supplies	\$ 4,077	\$ 3,987	\$ (90)	-2%	\$ 40,000	\$ 36,013	90%
E07	General Production	\$ 6,687	\$ 11,284	\$ 4,597	69%	\$ 129,300	\$ 118,016	91%
E10	Source of Supply	\$ 43,479	\$ 8,088	\$ (35,391)	-81%	\$ 120,000	\$ 111,912	93%
E15	Pumping	\$ 24,059	\$ 52,856	\$ 28,797	120%	\$ 542,300	\$ 489,444	90%
E20	Water Treatment	\$ 27,953	\$ 19,745	\$ (8,207)	-29%	\$ 510,700	\$ 490,955	96%
E25	Transmission & Distribution	\$ 5,768	\$ 56,703	\$ 50,935	883%	\$ 146,600	\$ 89,897	61%
E35	Conservation	\$ 624	\$ 503	\$ (121)	-19%	\$ 5,000	\$ 4,497	90%
E70	Other	\$ 22,428	\$ -	\$ (22,428)	-100%	\$ -	\$ -	
	Dept 300 Sub Totals:	\$ 417,390	\$ 471,421	\$ 54,031	13%	\$ 3,443,491	\$ 2,972,070	86%
	Capacity Buyback							
Dept	Engineering							
E01	Salaries & Benefits	\$ 16,127	\$ 16,676	\$ 549	3%	\$ 120,368	\$ 103,692	86%
E03	General & Admin - Services	\$ 2,297	\$ 1,307	\$ (990)	-43%	\$ 116,400	\$ 115,093	99%
E05	General & Admin - Supplies	\$ -	\$ -	\$ -		\$ 600	\$ 600	100%
	Dept 400 Sub Totals:	\$ 18,424	\$ 17,983	\$ (441)	-2%	\$ 237,368	\$ 219,385	92%
Dept	Board of Directors							
E01	Salaries & Benefits	\$ 12,395	\$ 6,838	\$ (5,557)	-45%	\$ 101,623	\$ 94,785	93%
E03	General & Admin - Services	\$ -	\$ -	\$ -		\$ 28,300	\$ 28,300	100%
E05	General & Admin - Supplies	\$ -	\$ -	\$ -		\$ 800	\$ 800	100%
	Dept 900 Sub Totals:	\$ 12,395	\$ 6,838	\$ (5,557)	-45%	\$ 130,723	\$ 123,885	95%

Budget Status - Expense



Period: 07/01/22 - 08/31/2022

FY Remain: 83%

		FY 2022 YTD Actual	FY 2023 YTD Actual	FY 2023 vs. FY 2022	YOY % change	FY 2023 Budget	FY 2023 Remaining Balance	%
Summary								
E01	Salaries & Benefits	\$ 486,537	\$ 488,974	\$ 2,437	1%	\$ 3,273,117	\$ 2,784,143	85%
E03	General & Admin - Services	\$ 146,539	\$ 151,181	\$ 4,643	3%	\$ 978,912	\$ 827,731	85%
E05	General & Admin - Supplies	\$ 11,038	\$ 4,812	\$ (6,226)	-56%	\$ 62,300	\$ 57,488	92%
E07	General Production	\$ 6,687	\$ 11,284	\$ 4,597	69%	\$ 129,300	\$ 118,016	91%
E10	Source of Supply	\$ 130,154	\$ 9,095	\$ (121,059)	-93%	\$ 370,000	\$ 360,905	98%
E15	Pumping	\$ 24,059	\$ 52,856	\$ 28,797	120%	\$ 542,300	\$ 489,444	90%
E20	Water Treatment	\$ 27,953	\$ 19,745	\$ (8,207)	-29%	\$ 510,700	\$ 490,955	96%
E25	Transmission & Distribution	\$ 5,768	\$ 56,703	\$ 50,935	883%	\$ 146,600	\$ 89,897	61%
E35	Customer Accounts	\$ 52,034	\$ 52,132	\$ 98	0%	\$ 292,864	\$ 241,220	82%
E70	Other	\$ 23,052	\$ 15	\$ (23,037)	-100%	\$ 6,100	\$ -	0%
E80	Debt Service - Interest	\$ -	\$ -	\$ -		\$ 141,100	\$ 141,100	100%
	Purchase Order Carryover					\$ 14,000		
District Expense Total:		\$ 913,822	\$ 846,798	\$ (67,023)	-7%	\$ 6,467,293	\$ 5,600,898	87%
Fund 01 and 02 Combined								
E01	Salaries & Benefits	\$ 486,537	\$ 488,974	\$ 2,437	1%	\$ 3,273,117	\$ 2,784,143	85%
E03-E80	Services & Supplies	\$ 427,284	\$ 357,824	\$ (69,460)	-16%	\$ 3,180,176	\$ 2,822,352	89%
	Purchase Order Carryover					\$ 20,000		
District Expense Total:		\$ 913,822	\$ 846,798	\$ (67,023)	-7%	\$ 6,473,293	\$ 5,606,495	87%

Projects - Expense



Period: 07/01/22 - 08/31/2022

FY Remain: 83%

		FY 2023 YTD Actual	FY 2023 Budget *	FY 2023 Remaining Balance	%
Fund 01 and Fund 02 Combined					
Project	Description				
C15007	Lompico Formation Production Well (Well 9)		\$ 286,488	\$ 286,488	100%
C16024	Bethany Tank Rehabilitation	\$ 122	\$ 192,925	\$ 192,803	100%
M17011	Meters with AMI	\$ 16,209	\$ 25,000	\$ 8,791	35%
C17011	AMI Technology for Meters		\$ 5,000	\$ 5,000	100%
C17018	Specialized Operations Vehicle		\$ 50,000	\$ 50,000	100%
C19020	El Pueblo WTP Improvements		\$ 150,000	\$ 150,000	100%
C19030	Hacienda Pump Station Improvements	\$ 10,783	\$ 54,035	\$ 43,252	80%
C20010	Main Replacement Program - PW	\$ 608	\$ 289,867	\$ 289,260	100%
C20040	Administrative Building Improvements		\$ 90,290	\$ 90,290	100%
C22010	Well 3B Replacement		\$ 1,431,851	\$ 1,431,851	100%
TBD	SCWD-SVWD System Intertie		\$ 500,000	\$ 500,000	100%
TBD	SCWD-SVWD System Intertie - Grant Reimb		\$ (500,000)	\$ (500,000)	100%
TBD	Monte Fiore Pump Station Rehab		\$ 75,000	\$ 75,000	100%
TBD	Purified Recycled Water Recharge		\$ 50,000	\$ 50,000	100%
TBD	Pressure Regulator Station - Granite Creek		\$ 15,000	\$ 15,000	100%
TBD	Service Line Replacement - Motevalle		\$ 150,000	\$ 150,000	100%
TBD	Corp Yard Improvements		\$ 25,000	\$ 25,000	100%
Projects Expense Totals:		\$ 27,721	\$ 2,890,456	\$ 2,862,735	99%

Balance Sheet



Fund 01, Fund 02 and Fund 03 Combined

	8/31/21	8/31/22
Assets		
Cash	\$2,230,729	\$9,350,454
Accrued Interest	\$6,885	\$1,961
A/R Customer-Water	\$2,063,624	\$1,398,982
Property Tax Receivable	\$48,045	\$0
A/R - Other	\$101,529	\$96,086
Interfund Loan Receivable	\$888,040	\$888,040
Inventory	\$229,228	\$213,404
Prepaid Expense	\$155,972	\$0
Note Receivable	\$0	\$778
JPA Investment	\$387,112	\$398,572
Land & Right-of-ways	\$650,697	\$650,697
Construction-in-progress	\$698,154	\$469,083
Water Rights / Intangible Assets	\$5,267,833	\$5,267,833
Plant & Equipment	\$42,572,708	\$44,102,981
Depreciation/Amortization	(\$24,663,015)	(\$25,834,981)
Deferred Pension Outflows	\$694,399	\$2,491,719
Unfunded OPEB Liability	\$142,970	\$140,200
	\$31,474,909	\$39,635,807
Liabilities		
A/P & Accrued Expenses	\$232,568	\$384,338
Accrued Salaries & Wages	\$0	\$15
Accrued Interest Payable	\$0	\$0
Customer Deposits	\$71,610	\$399,210
Interfund Loans	\$888,040	\$888,040
LT Liabilities Due in 1 Yr	\$38,251	\$38,838
Unearned Revenue	\$56,179	\$81,429
Long-term Liabilities	\$8,102,166	\$13,837,917
Deferred Pension Inflows	\$215,460	\$116,480
	\$9,604,274	\$15,746,266
Fund Balance		
Investment in Capital Assets	\$17,684,486	\$20,391,522
Unrestricted Net Position	\$3,432,418	\$2,591,951
	\$21,116,904	\$22,983,473
Total Liabilities and Fund Balance:	\$30,721,178	\$38,729,739
Total Retained Earnings:	\$753,732	\$906,068
Total Fund Balance and Retained Earnings:	\$21,870,636	\$23,889,541
Total Liabilities, Fund Balance, and Retained Earnings:	\$31,474,910	\$39,635,807

Scotts Valley Water District
AP Check Register
August 2022

Vendor Name	Check Date	Check No.	Check Amount	Description
ACWA/JPIA	8/18/2022	31245	3,110.05	Cyber Liability 10/1/2022 - 06/30/2023
ACWA/JPIA	8/18/2022	31245	39,511.36	EE & Retiree Benefits - Sep 2022
ACWA/JPIA	8/18/2022	31245	27,684.02	FY2023 Property Insurance
ACWA/JPIA	8/18/2022	31245	12,584.92	WC Insurance - Qtr Ending 06/30/2022
AFLAC	8/18/2022	31246	334.08	EE Self Funded Supplemental Benefits - July 2022
AFLAC	8/18/2022	31246	222.72	EE Self Funded Supplemental Benefits - June 2022
AFSCME COUNCIL 57	8/18/2022	31247	1,030.82	Union Dues - July 2022
AIRTEC SERVICE	8/4/2022	31189	2,066.81	HVAC Control Board Replacement
AIRTEC SERVICE	8/4/2022	31189	504.00	Server Room A/C Diagnosis
AIRTEC SERVICE	8/18/2022	31248	629.00	HVAC Preventative Maintenance - 2 Civic Ctr
ANDERSON DAVID	8/4/2022	31190	2,250.00	Customer Rebates - Special Turf Rebate 2022
AQUA-METRIC SALES CO	8/4/2022	31191	451.12	Meter: Qty 1
AQUA-METRIC SALES CO	8/18/2022	31249	2,077.28	Meter Registers Qty: 5
AUTOMATIONDIRECT.COM INC	8/4/2022	31192	689.23	Hacienda PS Improvements - Circuit Breaker
AUTOMATIONDIRECT.COM INC	8/18/2022	31250	335.84	Hacienda PS Improvements - Power Distribution Blocks
BADGER METER	8/4/2022	31193	8,250.53	Meters: Qty 37 Endpoints: Qty 24
BADGER METER	8/4/2022	31193	695.18	Meters: Qty 9
BADGER METER	8/4/2022	31193	7,263.00	Meters: Qty 9
BADGER METER	8/18/2022	31251	22.08	Beacon Mbl Hosting Serv
BADGER METER	8/18/2022	31251	4,049.50	Cell Charge for PW Meter Reads - July 2022
BADGER METER	8/18/2022	31251	64.08	Cell Charge for RW Meter Reads
BATTERIES PLUS BULBS #314	8/18/2022	31252	39.60	Batteries for Camera
BOYNTON FENCE	8/4/2022	31194	150.00	Fence Repair - Well 10
BRENNAN JOSEPH	8/18/2022	31253	94.03	Refund Check 013714-000 710 TABOR DR
BRENNTAG PACIFIC INC	8/4/2022	31195	5,226.20	Water Treatment Chemicals
BRENNTAG PACIFIC INC	8/18/2022	31254	1,174.34	Water Treatment Chemicals
BRUNETTI ROBERT	8/18/2022	31255	2,250.00	Customer Rebates - Special Turf Rebate
BUSINESS WITH PLEASURE	8/18/2022	31256	60.32	Magnets
CITY OF SCOTTS VALLEY	8/4/2022	31196	930.00	Bacti Samples - May/June 2022
CITY OF SCOTTS VALLEY	8/4/2022	31196	101.34	Bi-Monthly Sewer Service - 2 Civic
CITY OF SCOTTS VALLEY	8/4/2022	31196	3,503.00	Bi-Monthly Treatment Disposal - El Pueblo
CITY OF SCOTTS VALLEY	8/4/2022	31196	1,906.50	Bi-Monthly Treatment Disposal - ORWTP
CITY OF SCOTTS VALLEY	8/4/2022	31196	8,029.00	Bi-Monthly Treatment Disposal - Well 10
CIVIL CONSULTANTS GROUP INC	8/4/2022	31197	515.00	General Engineering Services - June 2022
CIVIL CONSULTANTS GROUP INC	8/18/2022	31257	515.00	General Engineering Services - July 2022
COMMUNICATION SERVICE CORP	8/4/2022	31198	600.00	Migrate Doors.net to new Server
CONTRACTOR COMPLIANCE & MONITORING	8/4/2022	31199	1,316.25	PW Main Replacement - Labor Compliance Monitoring - June 2022
CONTRACTOR COMPLIANCE & MONITORING	8/18/2022	31258	607.50	PW Main Replacement - Labor Compliance Monitoring - Jul 2022
COUNTY OF SANTA CRUZ	8/18/2022	31259	945.12	Land Fill Fees - July 2022
DASSELS PETROLEUM	8/4/2022	31200	4,270.89	Vehicle Fuel - June 2022
DASSELS PETROLEUM	8/18/2022	31260	2,026.78	Vehicle Fuel - July 2022
DOWNING NOELLE	8/4/2022	31201	50.00	Associate Director Fees - Apr-Jun 2022
DYNAMIC FUEL SOLUTIONS	8/4/2022	31202	263.43	Equipment Diesel Fuel Cleaning
DYNAMIC FUEL SOLUTIONS	8/4/2022	31202	702.39	Fuel Polishing - Backhoe
DYNAMIC FUEL SOLUTIONS	8/4/2022	31202	3,382.87	Fuel Polishing - PS Generators
DYNAMIC FUEL SOLUTIONS	8/4/2022	31202	2,857.60	Fuel Polishing - WTP Generators
EUROFINS EATON ANALYTICAL	8/18/2022	31261	1,070.00	Lab Testing for Water Quality
EXCEEDIO	8/4/2022	31203	5,744.20	Monthly Managed Services - HaaS SaaS ITaaS - August 2022
EXCEEDIO	8/4/2022	31203	1,035.85	Monthly Managed Services - SCADA - August 2022
EXCEEDIO	8/18/2022	31262	2,726.21	Server Room Computer Replacement
FASTENAL COMPANY	8/4/2022	31204	410.42	OPS Supplies: Gloves Screws
FASTENAL COMPANY	8/18/2022	31263	82.36	OPS Supplies - Nitrile Gloves
FINCH ANNIE	8/4/2022	31205	100.00	Associate Director Fees - Apr-Jun 2022
FLYERS ENERGY LLC	8/4/2022	31206	506.31	Diesel Fuel - Equipment / Generators
GATEWAY BIBLE CHURCH	8/4/2022	31207	2,000.00	Potable Bulk Water Meter - Deposit Refund
GRAINGER	8/4/2022	31208	163.82	Crescent Booster - Repair Parts
GRAINGER	8/4/2022	31208	46.63	Crescent Booster Generator Repair - Keyed Shaft
GRAINGER	8/4/2022	31208	19.77	OPS Office Supplies - Hand Sanitizer
GRAINGER	8/4/2022	31208	158.86	OPS Supplies - Hand Towels Grease Ear Protection
GRAINGER	8/4/2022	31208	561.38	OPS Supplies - Wheel Chocks Fire Extinguisher Locks
GRAINGER	8/4/2022	31208	8.30	Orchard Run Booster - Switch
GRAINGER	8/4/2022	31208	30.78	Vehicle Maint - VacTruck Tool Box Retrofit
GRAINGER	8/18/2022	31264	105.48	Crescent Booster Generator Repair - Flange Bearing
GRAINGER	8/18/2022	31264	90.48	WTP Maint - Pressure Gauge
GRANITE CONSTRUCTION CO	8/4/2022	31209	274.01	Main Maint - Agg Base
GREEN WASTE RECOVERY INC	8/4/2022	31210	381.20	Monthly Trash Service - El Pueblo - June 2022
GREEN WASTE RECOVERY INC	8/4/2022	31210	162.24	Qtrly Trash Service - 2 Civic Ctr
GREEN WASTE RECOVERY INC	8/18/2022	31265	400.19	Monthly Trash Service - El Pueblo - July 2022
HAIGHT ROBERT	8/4/2022	31211	784.98	Retiree Medical - July 2022
HANISH MARC	8/4/2022	31212	1,020.00	Customer Rebates - Special Turf Rebate 2022

AP Check Register continued
August 2022

Vendor Name	Check Date	Check No.	Check Amount	Description
HARMON PIRET	8/18/2022	31266	425.00	ACWA Region 1 Program - Mileage - Harmon
HARMON PIRET	8/18/2022	31266	66.00	ACWA Region 1 Program - Per Diem - Harmon
HARRINGTON INDUSTRIAL PLASTICS LLC	8/4/2022	31213	148.51	Hacienda PS Improvements - Clamps
HEALTHQUITY INC	8/4/2022	31214	35.40	HSA Admin Fees - July 2022
HEALTHQUITY INC	8/18/2022	31267	35.40	HSA Admin Fees - Aug 2022
ICONIX WATERWORKS (US) INC	8/4/2022	31215	4,398.84	Main Maint - Couplings
ICONIX WATERWORKS (US) INC	8/4/2022	31215	804.99	Main Maint - Valves
ICONIX WATERWORKS (US) INC	8/4/2022	31215	1,183.73	Main Maint - Valves
ICONIX WATERWORKS (US) INC	8/4/2022	31215	361.75	Service Lateral Maint - Stock - Valves
ICONIX WATERWORKS (US) INC	8/4/2022	31215	37.14	WTP Maint - Brass Fittings
ICONIX WATERWORKS (US) INC	8/4/2022	31215	37.14	WTP Maint - Stock - Brass Fittings
ICONIX WATERWORKS (US) INC	8/18/2022	31268	9,370.87	Canham Creek Crossing Main Repair - Pipe Fittings
ICONIX WATERWORKS (US) INC	8/18/2022	31268	2,070.99	Main Maint - Pipe
ICONIX WATERWORKS (US) INC	8/18/2022	31268	1,389.91	Main Maint - Shop Stock
ICONIX WATERWORKS (US) INC	8/18/2022	31268	944.85	Meter Boxes; Lid Lifters
ICONIX WATERWORKS (US) INC	8/18/2022	31268	1,701.64	Service Lateral Maint - Shop Stock
ICONIX WATERWORKS (US) INC	8/18/2022	31268	1,017.09	Well 11 Fittings
INDEPENDENT ELECTRIC SUPPLY	8/18/2022	31269	1,801.06	Hacienda PS Improvements - Conduit Fittings
INDEPENDENT ELECTRIC SUPPLY	8/18/2022	31269	376.74	Tools - Wire Stripper Cable Cutter Safety Glasses
INFOSEND	8/18/2022	31270	2,407.09	PW UB Statement Printing / Mailing - July 2022
INFOSEND	8/18/2022	31270	26.41	RW UB Statement Printing / Mailing - July 2022
INNOVYZE INC	8/18/2022	31271	332.16	Hydraulic Modeling Software - Maint & Support
INTEGRITY AUTOMOTIVE	8/18/2022	31272	1,259.90	Truck 18 - Diagnosis - Crank Case Ventilation Repair
JACKSON LANDSCAPE	8/18/2022	31273	379.30	Landscape Maint - 2 Civic Ctr - Aug 2022
KASSIS JANETTE	8/4/2022	31216	373.15	Retiree Medical - July 2022
KENNEDY/JENKS CONSULTANTS	8/18/2022	31274	97.50	Orchard Run WTP Improvements - Project Mgmt (5.9)
KENNEDY/JENKS CONSULTANTS	8/18/2022	31274	3,814.64	Orchard Run WTP Improvements - Startup & Testing Support (5.7)
KENNEDY/JENKS CONSULTANTS	8/18/2022	31274	45.00	Orchard Run WTP Improvements - Submittal & Review (5.2)
LAW OFFICE OF ROBERT E BOSSO	8/18/2022	31275	3,500.00	Legal Counsel Services - July 2022
MILLER MAXFIELD INC	8/18/2022	31276	8,543.74	Communication & Public Outreach Services - July 2022
MISCOWATER	8/18/2022	31277	7,112.89	High Pressure NaOCl Pumps - ORWTP
MISCOWATER	8/18/2022	31277	6,153.39	Replacement Pumps & Parts for NaOCl Chlorination
MISSION UNIFORM SERVICE	8/4/2022	31217	486.84	Uniform Laundering / Rental Service - Jul 2022
MONTGOMERY & ASSOCIATES INC	8/18/2022	31278	460.00	On-Call Tech Support
MONTGOMERY & ASSOCIATES INC	8/18/2022	31278	1,007.50	SMGWA Support
MONTGOMERY & ASSOCIATES INC	8/18/2022	31278	8,087.68	Well 11B Integrity Analysis
MONTGOMERY & ASSOCIATES INC	8/18/2022	31278	1,518.28	Well 3B Replacement - Bid Assistance
MPRESS DIGITAL	8/4/2022	31218	176.99	Printing - Banners - RW Station Pop Up
MPRESS DIGITAL	8/4/2022	31218	163.88	Printing - Pop-up Display Prints
MUHOBERAC DANIEL	8/18/2022	31279	150.31	Refund Check 006010-000 22 WILLIS RD
NAPA AUTO PARTS	8/18/2022	31280	78.47	Socket Set;Crimping Tool
NAPA AUTO PARTS	8/18/2022	31280	59.41	Vehicle Maint - Car/Truck Wash Supplies
NATIONWIDE RETIREMENT SOLUTIONS	8/4/2022	31219	2,692.94	IRS 457 Plan - Payroll Date 07/15/2022
NATIONWIDE RETIREMENT SOLUTIONS	8/18/2022	31281	2,704.18	IRS 457 Plan - Payroll Date 08/12/2022
NIGRO & NIGRO	8/4/2022	31220	8,000.00	Audit Service for FY2022 Audit
OLIVE SPRINGS QUARRY	8/4/2022	31221	170.28	Main Maint - Patch Asphalt
PACIFIC GAS & ELECTRIC	8/4/2022	31222	1,209.85	Electricity - 2 Civic Ctr - July 2022
PACIFIC GAS & ELECTRIC	8/4/2022	31222	48,266.83	Electricity - PW - July 2022
PACIFIC GAS & ELECTRIC	8/4/2022	31222	324.37	Electricity - RW - July 2022
PACIFIC GAS & ELECTRIC	8/4/2022	31222	142.72	Electricity - Skypark - July 2022
PACIFIC GAS & ELECTRIC	8/18/2022	31282	73.74	Electricity Polo Ranch - July 2022
PALACE BUSINESS SOLUTIONS	8/4/2022	31223	59.24	Office Supplies - Labels Storage boxes Pens
PIED PIPER EXTERMINATORS	8/4/2022	31224	270.00	Pest Control @ Pump Buildings - July 2022
PIED PIPER EXTERMINATORS	8/18/2022	31283	270.00	Pest Control @ Pump Buildings - August 2022
REBER DANIEL	8/4/2022	31225	1,356.17	Director Medical - July 2022
RED WING BUSINESS ADVANTAGE ACCOUNT	8/4/2022	31226	290.54	Work Boots - DeBrito
RED WING BUSINESS ADVANTAGE ACCOUNT	8/18/2022	31284	932.66	Work Boots - Beaton Bainbridge Locatelli
ROHRBOUGHS TREE SERVICE	8/4/2022	31227	1,800.00	Tree Clearing - Janis Creek Main Crossing
ROHRBOUGHS TREE SERVICE	8/18/2022	31285	3,000.00	Tree Clearing - Canham Rd Main Leak
ROHRBOUGHS TREE SERVICE	8/18/2022	31285	5,600.00	Tree Clearing - Water Main Easement
SAFEGUARD BUSINESS SYSTEMS	8/4/2022	31228	519.73	FIN Supplies - AP Checks Qty: 1500
SANTA CRUZ RECORDS MANAGEMENT	8/4/2022	31229	50.00	Document Destruction - June 2022
SCARBOROUGH LUMBER & BUILDING SUPPLY	8/4/2022	31230	101.02	Hacienda PS Improvements - PVC Conduit Fittings
SCARBOROUGH LUMBER & BUILDING SUPPLY	8/4/2022	31230	54.86	OPS Office Equip - Electric Fan
SCARBOROUGH LUMBER & BUILDING SUPPLY	8/4/2022	31230	390.15	OPS Supplies - Concrete PT Lumber Storage Bins Trashbags
SCARBOROUGH LUMBER & BUILDING SUPPLY	8/4/2022	31230	175.61	Tools - Pliers Fish Tape Chisels
SCARBOROUGH LUMBER & BUILDING SUPPLY	8/4/2022	31230	307.17	WTP Maint - Chlorine 2 Cycle Fuel Trashbags
SCARBOROUGH LUMBER & BUILDING SUPPLY	8/18/2022	31286	285.55	Crescent Booster Repair - Hole Saws Cutoff Wheels Screws
SCARBOROUGH LUMBER & BUILDING SUPPLY	8/18/2022	31286	15.43	Finance Charge
SCARBOROUGH LUMBER & BUILDING SUPPLY	8/18/2022	31286	43.81	Main Maint - Concrete
SCARBOROUGH LUMBER & BUILDING SUPPLY	8/18/2022	31286	12.31	Meter Maint - Pressure Treated Lumber

AP Check Register continued
August 2022

Vendor Name	Check Date	Check No.	Check Amount	Description
SCARBOROUGH LUMBER & BUILDING SUPPLY	8/18/2022	31286	14.76	OPS Office Supplies - Paper Towels
SCARBOROUGH LUMBER & BUILDING SUPPLY	8/18/2022	31286	391.95	OPS Supplies - Padlocks Flag Hardware
SCARBOROUGH LUMBER & BUILDING SUPPLY	8/18/2022	31286	445.77	Tools - Drill Bits Hammer Tacker Caliper Clamp
SCARBOROUGH LUMBER & BUILDING SUPPLY	8/18/2022	31286	38.11	Vehicle Maint - Vac Truck Lumber Screws
SCARR MARK	8/18/2022	31287	61.32	Refund Check 007439-000 591 SKYPARK DR
SCOTTS VALLEY SPRINKLER	8/18/2022	31288	28.51	Main Maint - Thread Compound & Marking flags
SCOTTS VALLEY SPRINKLER	8/18/2022	31288	42.57	WTP Maint - Check Valve
SHULMAN MICHAEL	8/4/2022	31231	50.00	Community Committee Member Fees - Apr - Jun 2022
SPRINGBROOK HOLDING COMPANY LLC	8/18/2022	31289	6.00	Civic Pay Paypad Transaction Fees - July 2022
SPRINGBROOK HOLDING COMPANY LLC	8/18/2022	31289	1,147.00	Civic Pay Transaction Fees - July 2022
SPRINGBROOK HOLDING COMPANY LLC	8/18/2022	31289	1,305.00	Civic Pay Transaction Fees - June 2022
SPRINGBROOK HOLDING COMPANY LLC	8/18/2022	31289	34.00	Civic Pay Transaction Fees - May 2022
SPRINGBROOK NATIONAL USER GROUP	8/4/2022	31232	100.00	Annual Membership - FY2023
STEVENSON LANDSCAPING	8/4/2022	31233	750.00	Landscaping @ Misc Locations
STREET SCENE ON & OFF ROAD PERFORMANCE	8/4/2022	31234	3,237.21	Vehicle Maint - Truck #30 - Safety Lights Steps
SYCAL ENGINEERING INC	8/4/2022	31235	3,145.00	Engineering for SCADA - July 2022
SYCAL ENGINEERING INC	8/4/2022	31235	6,702.11	Engineering for SCADA - June 2022
SYCAL ENGINEERING INC	8/18/2022	31290	1,489.54	Engineering for SCADA - July 2022
SYCAL ENGINEERING INC	8/18/2022	31290	8,130.45	Hacienda PS Improvements - Materials
SYCAL ENGINEERING INC	8/18/2022	31290	97.53	Hacienda PS Improvements - SCADA Communications
TSAI FEI	8/18/2022	31291	107.71	Refund Check 013895-000 41 CATHY LN # B
TWIG ENTERPRISES INC.	8/18/2022	31292	142.31	Refund Check 007509-000 226 MT HERMON RD
TWO BROTHERS CATHODIC	8/4/2022	31236	2,500.00	Annual Service - Water Tanks
U.S. BANK EQUIPMENT FINANCE	8/18/2022	31293	372.14	Copier Lease - Aug 2022
UNDERGROUND SERVICE ALERT OF NORTHERN CA	8/4/2022	31237	1,445.06	Annual Digging Tickets Fees & Membership - FY2022
UNDERGROUND SERVICE ALERT OF NORTHERN CA	8/4/2022	31237	562.35	Regulatory Board - Dig Safe Fees - FY 2023
UNITED SITE SERVICES	8/4/2022	31238	121.84	Bethany 2nd Tank Addition - Fence Rental - July 2022
UNITED SITE SERVICES	8/4/2022	31238	297.40	Portable Toilet Rental - ORWTP - August 2022
UNITED SITE SERVICES	8/4/2022	31238	297.40	Portable Toilet Rental - ORWTP - July 2022
UNITED SITE SERVICES	8/4/2022	31238	0.50	Portable Toilet Rental - ORWTP - Mar 2022 - Remaining Balance
UNITED SITE SERVICES	8/4/2022	31238	251.71	Portable Toilet Rental - RW Fill Station - July 2022
UNITED SITE SERVICES	8/18/2022	31294	251.71	Portable Toilet Rental - RW Fill Station - Aug 2022
UNITED SITE SERVICES	8/18/2022	31294	299.57	Portable Toilet Rental - Well 10 - Aug 2022
UNIVERSAL BUILDING SERVICES	8/4/2022	31239	532.00	Janitorial Service - 2 Civic Ctr - June 2022
UNIVERSAL BUILDING SERVICES	8/4/2022	31239	532.00	Janitorial Service - El Pueblo - July 2022
UNIVERSAL BUILDING SERVICES	8/4/2022	31239	432.00	Janitorial Service - El Pueblo - July 2022
USABBLUEBOOK	8/4/2022	31240	640.84	OPS Supplies - Ball Check Valves
USABBLUEBOOK	8/4/2022	31240	108.39	Safety - Hard Hats
USABBLUEBOOK	8/4/2022	31240	1,314.42	Tools - Water Level Meter
USABBLUEBOOK	8/4/2022	31240	1,071.34	WTP Maint - PVC Valves Chlorine Reagent Sets
USABBLUEBOOK	8/18/2022	31295	989.95	WTP Maint - Pressure Regulator
USABBLUEBOOK	8/18/2022	31295	72.78	WTP Maint - Test Kit
VALERO FLEET	8/4/2022	31241	71.28	Vehicle Fuel - July 2022
VIOLANTE ALLYSON	8/4/2022	31242	50.00	Community Committee Member Fees - Apr - Jun 2022
WEBSOFT DEVELOPERS INC	8/4/2022	31243	21,900.00	Annual Mobile MMS Subscription - FY 2023
YOUNG JEFF	8/4/2022	31244	1,080.00	Customer Rebates - Special Turf Rebate 2022
			387,448.52	\$

Wire / ACH Payments
August 2022

Vendor Name	Trans Date	Check No.	Trans Amount	Description
ADP	8/5/2022	n/a	230.40	ADP Workforce Now HR Fees - Jul 2022
ADP	8/5/2022	n/a	201.55	ADP Time & Attendance Fees - Jul 2022
ADP	8/5/2022	n/a	435.00	ADP PW28, PW30 Fees - 2022
BlueFin	8/2/2022	n/a	82.32	Bluefin Civic PayPad Fees - Jul 2022
CalPERS	8/2/2022	n/a	12,853.05	CalPERS Retirement PW 30
CalPERS	8/12/2022	n/a	12,337.76	CalPERS Retirement PW 32
CalPERS	8/25/2022	n/a	12,714.07	CalPERS Retirement PW 34
CalPERS	8/12/2022	n/a	1,050.00	CalPERS GASB 68 Reporting
CalPERS	8/12/2022	n/a	29,260.93	CalPERS Unfunded Liability - Jul/Aug 2022
Wells Fargo CC	8/29/2022	n/a	8,341.87	WFB CC Payment - Aug 2022
			77,506.95	

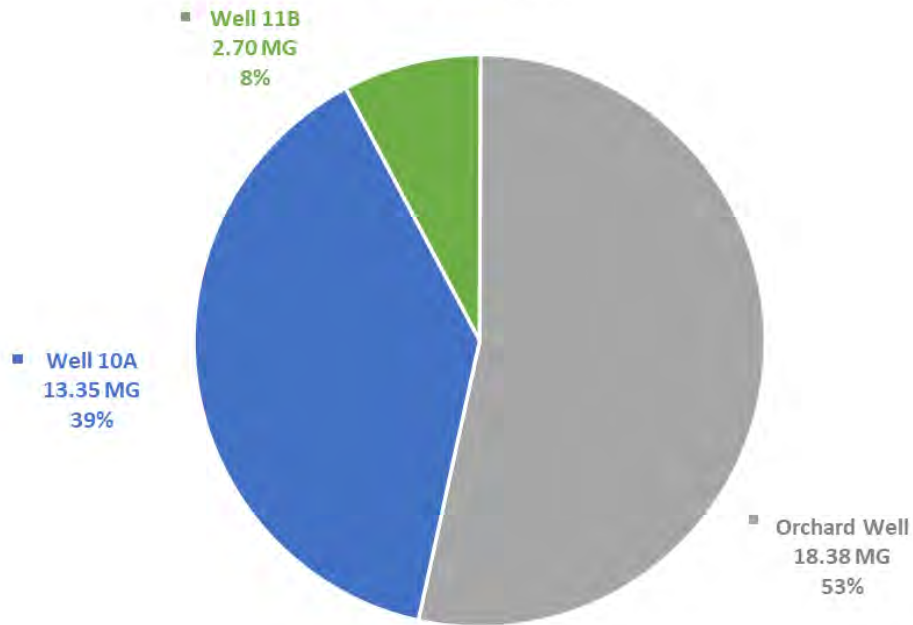
**WFB Credit Card Payment
August 2022**

Vendor Name	Trans Date	Check No.	Trans Amount	Description
Amazon	7/3/2022		29.95	Office Supplies - Coffee
Amazon	7/5/2022		16.45	Monthly Prime Subscription
Amazon	7/10/2022		(29.95)	Return - Office Supplies - Coffee
Amazon	7/21/2022		234.56	Office Supplies - Masks, COVID Tests
Amazon	7/24/2022		33.64	Office Supplies - Coffee
Amazon	7/27/2022		44.67	OPS Supplies - Masks
Amazon	7/27/2022		97.92	Office Supplies - Coffee; iPad Charger; Monitor Stands; Hand Sanitizer
Amazon	8/1/2022		28.45	Office Supplies - Coffee
American Water College	7/5/2022		149.80	Training - Bainbridge
American Water College	7/11/2022		19.95	Training - Bainbridge
AT&T	7/5/2022		120.91	Backup Internet - El Pueblo - Jul 2022
AT&T	7/6/2022		160.50	Backup Internet - 2 Civic Ctr - Jul 2022
AT&T	7/8/2022		33.97	AT&T Circuits - Jul 2022
AT&T	7/12/2022		475.20	SCADA Auto Dialer Modem / Alarm - Jul 2022
Best Western - Eureka, CA	7/8/2022		262.53	ACWA Region 1 Program & Tour - Lodging - Harmon
BestBuy.com	7/26/2022		70.82	OPS Supplies - Air Purifier Filters
Comcast	7/6/2022		435.79	Internet - 2 Civic Center - Jul 2022
Comcast	7/23/2022		435.79	Internet - El Pueblo - Jun 2022
Costco	8/1/2022		60.00	Annual Mmembershhip Renewal
Costco.com	7/27/2022		159.12	Office Supplies - Coffee Maker
EvoGov	7/22/2022		75.00	Website Hosting & Support
Home Depot - Soquel, CA	7/8/2022		29.74	Crescent Booster - Steel Plate
Home Depot - Soquel, CA	7/20/2022		25.72	Crescent Booster - Steel Plate
Icon Cloud Solutions	7/4/2022		339.68	Phone Service - 2 Civic Ctr - Jul 2022
Icon Cloud Solutions	7/4/2022		119.96	Phone Service - El Pueblo - Jul 2022
MailChimp	7/3/2022		69.99	Monthly Mailchimp Digital Marketing / Promotional Services
Planet Orange	7/14/2022		69.00	Monthly Pest Control - El Pueblo
Planet Orange	7/14/2022		104.00	Monthly Pest Control - 2 Civic Ctr
Santa Cruz Sentinel	8/2/2022		12.00	Monthly Subscription
Sawasdee Thai Cuisine - Soquel, CA	7/28/2022		52.75	Lunch with Soquel Creek Water OPS and ENG Mgrs
Scotts Valley Chamber of Commerce	7/14/2022		2,000.00	Scotts Valley Art Wine & Beer Festival Sponsorship
Time Publishing Group	8/1/2022		178.50	Monthly Ad
Times Publishing Group	7/12/2022		350.00	Monthly Ad
Verizon	7/19/2022		639.95	Cell Phones/Tablets - Jun/Jul 2022
Verizon	7/19/2022		768.24	On-Call Cell Phone
Verizon	7/19/2022		329.24	MiFi Device
Zoom	7/22/2022		298.03	Zoom Rooms Fee - Jul 2022 - Feb 2023
Zoom	7/25/2022		40.00	Zoom Cloud Recording Fee

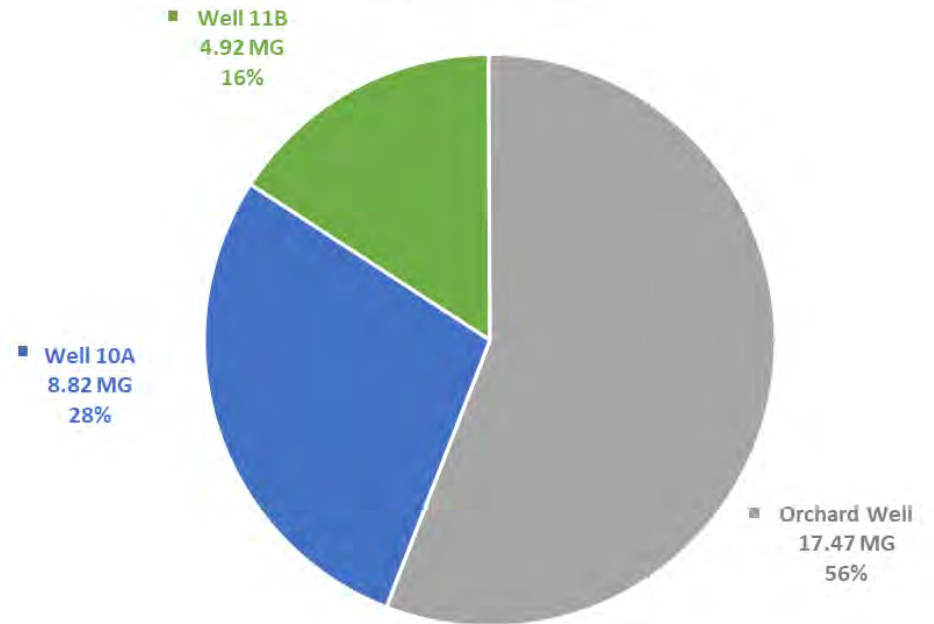
8,341.87

Well Production

August 2022



September 2022

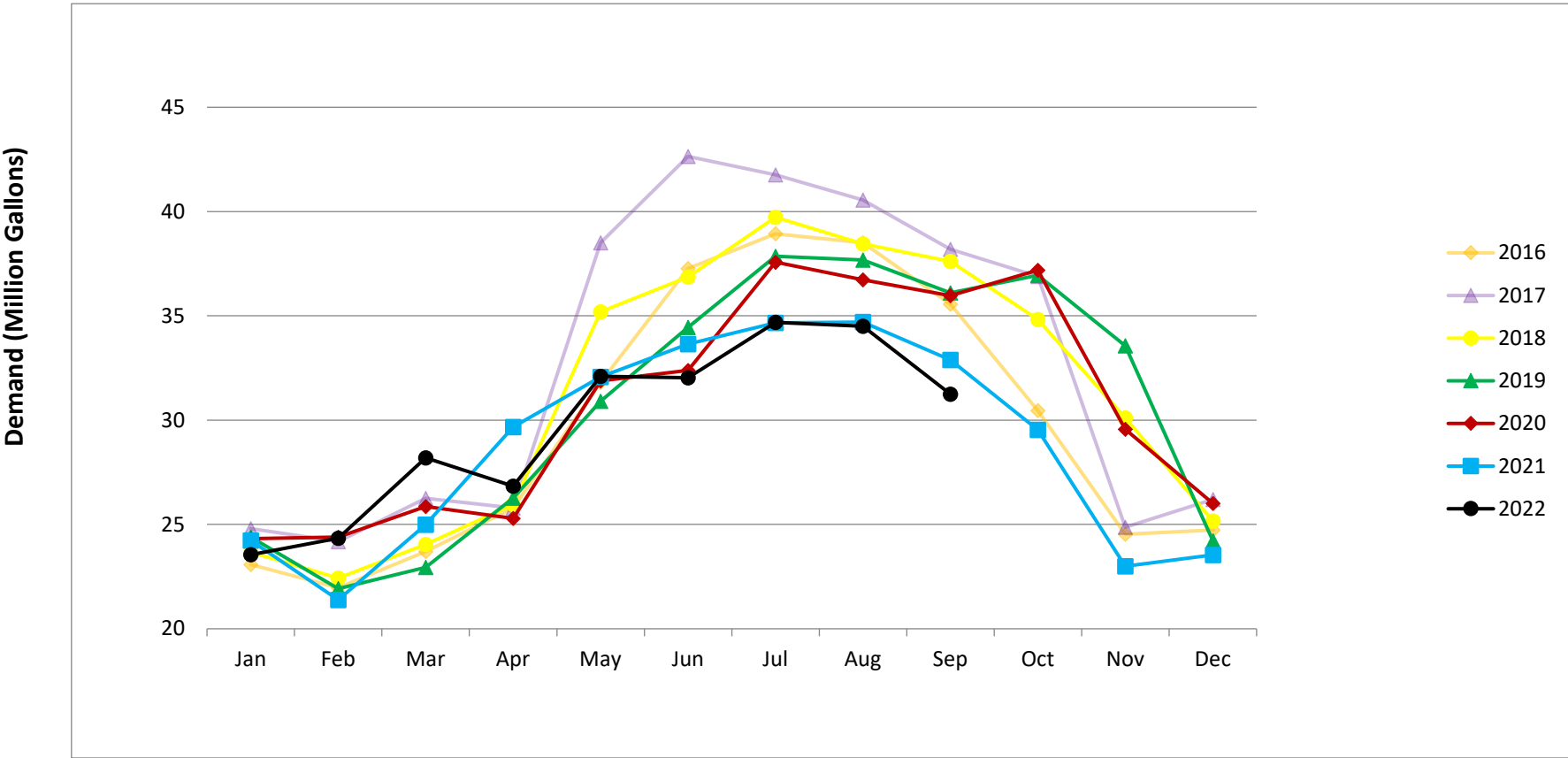


Total Production (Million Gallons)

August 2022	34.43 MG	0.81% decrease from July
September 2022	31.21 MG	10.32 % decrease from August

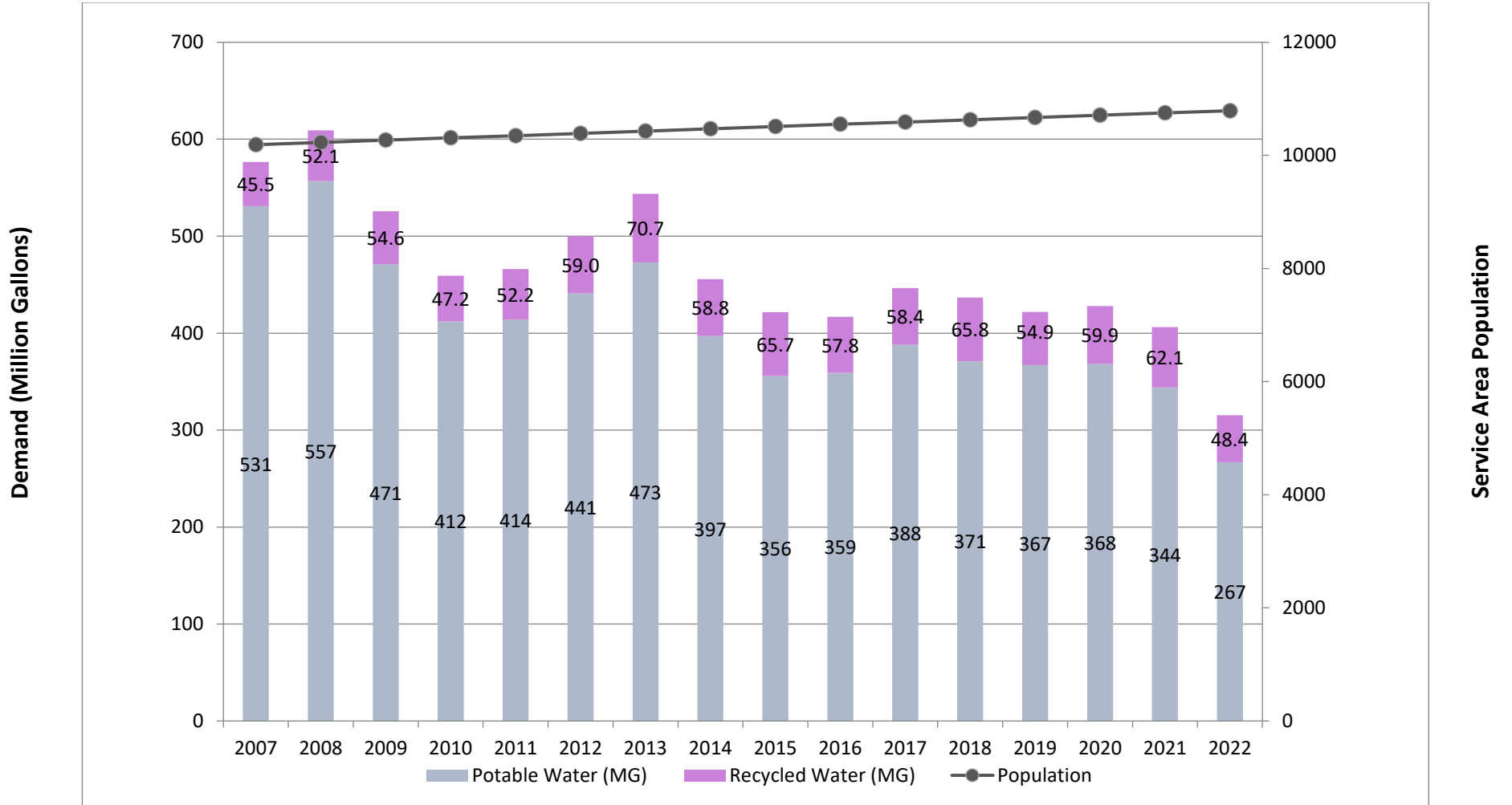
Production is Water Pumped +/- Water used for Well Maintenance Activities

Potable Water Demand



Demand is Production +/- Change in Storage

Potable and Recycled Water Demand vs. Population



Demand is Production +/- the Change in Storage

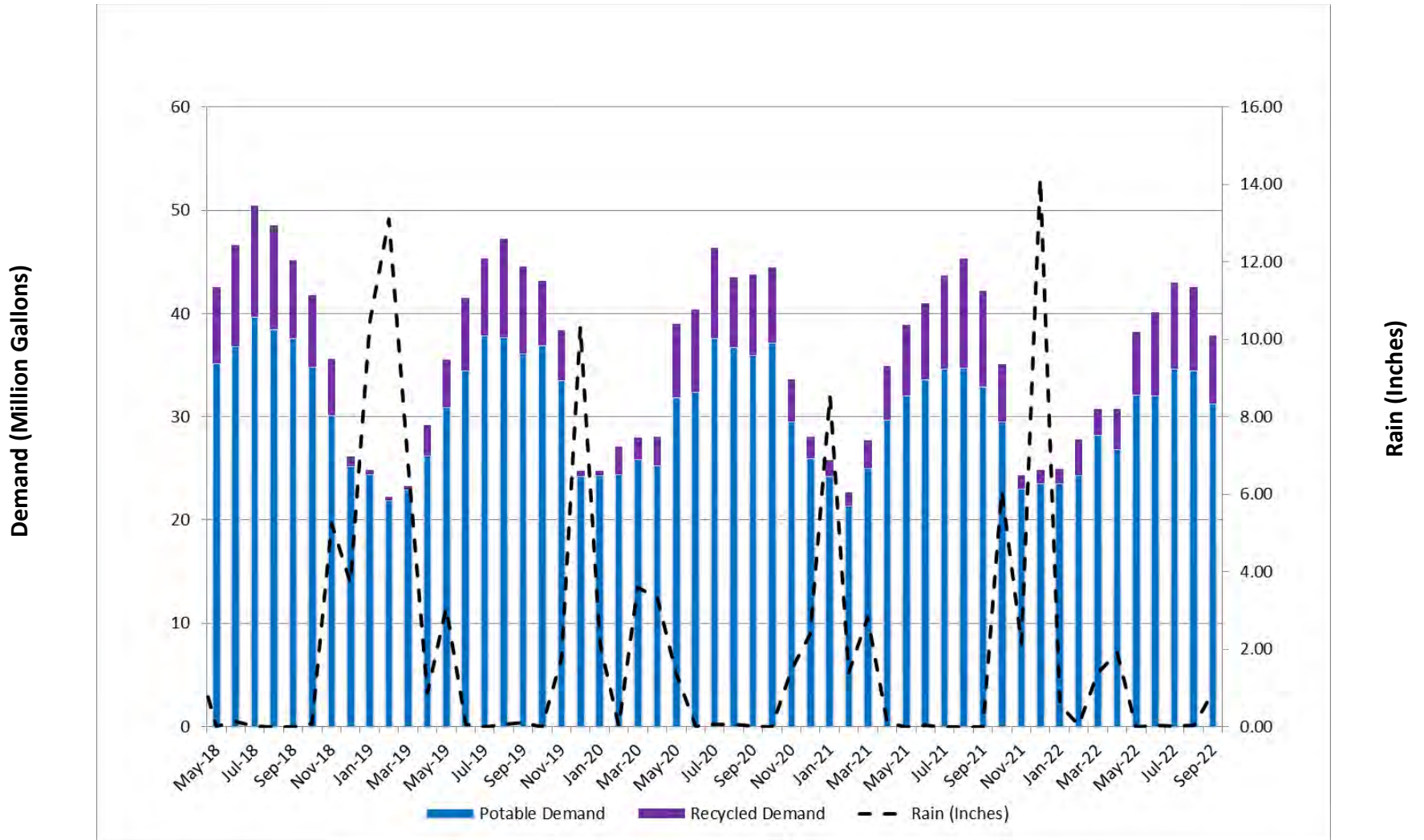
Potable and Recycled Water Demand

Potable												
	2012	2013	2014	2015	2016	2017	2018	2019	2020	2021	2022	Average
Jan.	31,165,560	27,764,580	33,252,872	24,822,615	23,085,736	24,789,618	23,674,051	24,378,894	24,319,853	24,231,996	23,549,899	25,912,334
Feb.	26,813,840	26,124,132	24,779,862	23,217,640	21,968,896	23,490,314	22,427,754	21,923,206	24,323,667	21,387,258	24,348,603	23,709,561
March	29,752,014	31,559,240	27,946,154	30,953,420	23,910,892	25,837,232	24,042,754	22,954,225	25,855,924	24,995,557	28,195,901	26,909,392
April	29,234,622	35,621,370	28,875,831	29,909,260	28,400,861	25,477,561	25,992,670	26,027,391	25,297,107	29,671,141	26,838,945	28,304,251
May	43,581,989	49,525,756	38,675,936	30,478,823	31,995,591	38,043,826	33,751,004	30,912,986	31,885,131	32,077,872	32,099,180	35,729,827
June	46,553,850	47,432,970	39,525,236	32,726,825	36,842,416	42,310,983	36,786,677	34,451,155	32,393,746	33,647,606	32,036,135	37,700,691
July	48,634,940	49,192,762	41,957,386	34,544,613	38,892,200	41,757,891	39,648,922	37,857,926	38,411,455	34,662,207	34,689,147	40,022,677
Aug.	48,939,190	50,820,800	41,020,790	35,765,167	38,541,952	39,982,246	38,720,060	37,666,598	36,637,898	34,701,240	34,501,423	40,279,594
Sept.	42,936,210	45,489,360	36,533,116	33,498,030	35,653,167	38,190,535	35,202,216	36,106,611	35,968,389	32,885,092	31,253,961	37,246,273
Oct.	37,982,466	42,248,672	34,840,142	32,589,534	30,517,556	36,888,905	34,746,760	36,940,853	37,193,525	29,533,005		35,348,142
Nov.	28,714,236	34,868,300	25,524,197	24,110,286	24,388,656	24,864,436	30,389,575	33,566,905	29,565,349	23,000,320		27,899,226
Dec.	26,428,050	32,013,140	24,261,522	23,866,862	24,379,124	26,194,926	25,160,789	24,225,007	26,013,773	23,538,533		25,608,173
Total	440,736,967	472,661,082	397,193,044	356,483,075	358,577,047	387,828,472	370,543,233	367,011,756	367,865,818	344,331,827	267,513,194	386,323,232

Recycled												
	2012	2013	2014	2015	2016	2017	2018	2019	2020	2021	2022	Average
Jan.	2,139,000	620,000	3,019,613	635,420	862,984	156,267	838,172	493,100	450,147	1,560,234	1,416,939	1,108,352
Feb.	2,352,000	2,268,000	1,248,862	1,545,957	1,813,868	94,521	2,589,717	366,055	2,714,767	1,331,033	3,460,316	1,798,645
March	1,054,000	2,723,665	1,579,882	4,231,231	972,360	544,666	1,141,831	322,464	2,109,739	2,709,295	2,600,242	1,817,216
April	1,470,000	5,436,705	4,163,175	4,720,887	4,381,911	713,802	2,333,176	2,969,672	2,737,245	5,249,782	3,856,106	3,457,496
May	7,843,000	9,248,455	8,409,175	6,686,359	6,909,436	7,908,386	7,306,666	4,584,239	7,142,605	6,914,742	6,081,095	7,184,923
June	9,420,000	9,801,903	9,135,056	7,488,534	9,639,221	8,940,094	9,739,276	7,067,867	7,971,453	7,319,935	8,066,685	8,599,093
July	9,610,000	9,394,766	9,911,697	9,935,422	10,841,389	10,981,309	10,744,706	9,461,005	8,810,329	8,995,659	8,277,840	9,724,011
Aug.	10,199,000	9,875,446	8,542,111	10,471,389	8,767,020	9,618,897	10,078,073	9,594,307	6,760,659	10,595,314	8,072,792	9,450,222
Sept.	7,680,000	8,288,391	6,176,224	9,092,727	8,287,511	7,957,562	7,522,571	8,451,961	7,814,358	9,281,685	6,569,246	8,055,299
Oct.	4,960,000	6,537,840	5,282,253	7,233,408	3,956,097	7,557,695	6,967,548	6,228,883	7,236,784	5,554,683		6,151,519
Nov.	1,920,000	4,029,769	1,131,988	2,817,778	1,053,779	2,234,592	5,514,338	4,805,871	4,087,453	1,364,789		2,896,036
Dec.	341,000	2,453,395	236,228	1,119,017	529,158	1,670,966	994,336	544,650	2,075,116	1,282,474		1,124,634
Total	58,988,000	70,678,335	58,836,264	65,978,129	58,014,734	58,378,757	65,770,410	54,890,074	59,910,655	62,159,624	48,401,261	61,360,498

Demand is Production +/- the Change in Storage

Potable and Recycled Water Demand vs. Rainfall



Demand is Production +/- the Change in Storage

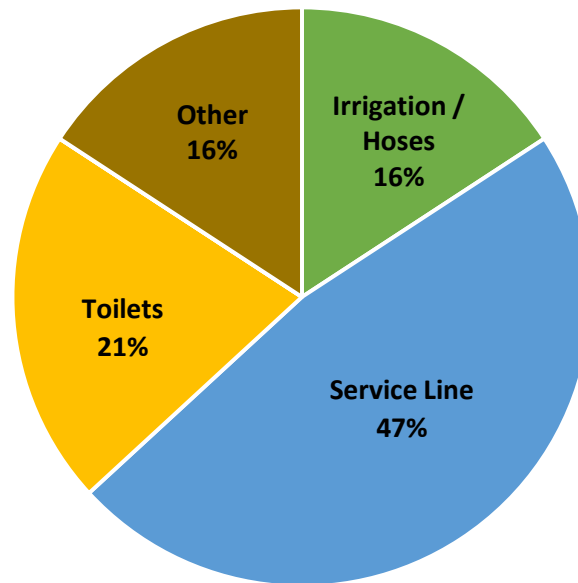
Rainfall
El Pueblo Weather Station

WATER YEAR		Oct	Nov	Dec	Jan	Feb	Mar	Apr	May	June	Jul	Aug	Sep	TOTAL	% of Avg.
High Year	1981-82	0.14	11.20	5.90	28.80	6.88	8.26	8.40	0.03	0.00	0.00	0.04	1.28	70.93	174%
	1982-83	5.35	10.50	7.74	13.90	18.00	19.90	7.80	0.98	0.00	0.00	0.17	1.91	86.25	212%
	1983-84	1.70	12.70	12.90	0.54	2.49	2.62	1.13	0.02	0.18	0.01	0.00	0.25	34.54	85%
	1984-85	2.80	13.80	2.95	1.72	4.20	7.92	0.73	0.11	0.15	0.09	0.02	0.54	35.03	86%
	1985-86	1.12	7.14	2.62	7.38	22.40	15.00	0.48	0.83	0.00	0.00	0.00	1.30	58.27	143%
	1986-87	0.03	0.05	2.47	4.51	9.06	6.31	0.70	0.00	0.02	0.00	0.00	0.00	23.15	57%
	1987-88	1.19	2.30	10.70	4.58	0.68	0.00	3.13	1.07	0.16	0.00	0.00	0.00	23.81	59%
	1988-89	0.19	5.90	8.89	2.06	1.39	10.60	0.67	0.08	0.03	0.00	0.03	0.83	30.67	75%
	1989-90	3.53	1.58	0.01	3.42	3.69	2.13	0.16	5.79	0.00	0.00	0.12	0.15	20.58	51%
	1990-91	0.50	0.24	1.65	0.61	5.39	17.19	0.51	0.06	0.40	0.00	0.02	0.07	26.64	65%
	1991-92	2.37	1.46	5.42	3.03	15.30	4.65	0.45	0.00	0.82	0.00	0.05	0.00	33.55	82%
	1992-93	3.41	0.20	11.54	18.51	10.22	3.17	1.37	0.96	0.68	0.00	0.00	0.00	50.06	123%
	1993-94	0.73	2.74	5.52	3.51	9.72	0.68	2.75	2.10	0.01	0.00	0.00	0.05	27.81	68%
	1994-95	1.79	8.29	4.78	23.88	0.65	13.62	3.79	0.89	1.04	0.01	0.00	0.00	58.74	144%
	1995-96	0.00	0.32	10.03	13.52	11.35	5.14	2.38	4.31	0.03	0.00	0.00	0.00	47.08	116%
	1996-97	2.89	6.95	22.43	12.33	0.17	1.50	0.58	0.16	0.12	0.00	0.54	0.00	47.67	117%
	1997-98	0.68	10.12	4.06	14.21	21.81	6.17	2.85	3.65	0.01	0.00	0.01	0.17	63.74	157%
	1998-99	1.02	9.11	1.85	9.25	11.08	5.22	2.58	0.03	0.36	0.00	0.02	0.14	40.66	100%
	1999-00	0.35	5.69	0.53	18.02	17.57	2.77	2.69	1.01	0.18	0.00	0.20	0.40	49.41	121%
	2000-01	5.14	1.38	0.94	8.68	10.65	4.05	2.67	0.00	0.07	0.00	0.00	0.16	33.74	83%
	2001-02	1.13	9.93	16.45	4.97	2.69	4.66	0.52	0.90	0.00	0.00	0.05	0.00	41.30	102%
	2002-03	0.00	5.80	21.40	2.77	2.95	2.54	5.75	1.09	0.16	0.00	0.00	0.00	42.46	104%
	2003-04	0.19	3.93	17.55	4.44	9.69	1.19	0.65	0.07	0.00	0.06	0.00	0.11	37.88	93%
	2004-05	7.24	3.25	14.39	8.30	7.20	10.01	3.79	2.13	0.94	0.02	0.00	0.08	57.35	141%
	2005-06	0.19	2.84	21.73	6.55	5.26	15.29	10.44	1.01	0.01	0.00	0.01	0.00	63.33	156%
	2006-07	0.25	3.30	5.67	0.89	9.24	0.30	2.17	0.46	0.00	0.10	0.01	0.33	22.72	56%
	2007-08	1.93	0.52	5.50	17.59	6.96	0.36	0.35	0.00	0.00	0.01	0.00	0.04	33.26	82%
	2008-09	1.59	4.80	4.38	1.80	15.28	3.47	0.52	1.42	0.01	0.00	0.00	0.26	33.53	82%
	2009-10	9.70	0.33	5.21	11.37	8.66	4.35	5.41	1.17	0.00	0.01	0.07	0.00	46.28	114%
	2010-11	3.92	5.13	15.36	1.97	10.59	13.40	0.75	3.42	3.40	0.00	0.04	0.02	58.00	143%
	2011-12	2.93	3.41	0.15	6.80	2.75	11.97	4.09	0.02	0.20	0.02	0.00	0.02	32.36	80%
	2012-13	1.61	11.32	13.25	1.31	0.47	2.66	0.43	0.01	0.11	0.00	0.00	0.70	31.87	78%
	2013-14	0.01	0.87	0.78	0.05	11.52	4.02	2.02	0.01	0.02	0.09	0.01	0.92	20.32	50%
	2014-15	0.44	4.36	16.52	0.00	4.69	0.47	2.13	0.19	0.04	0.00	0.03	0.02	28.89	71%
	2015-16	0.07	2.54	6.67	16.20	1.16	14.26	1.18	0.35	0.00	0.00	0.00	0.22	42.65	105%
	2016-17	8.66	3.29	10.77	26.13	19.56	7.09	4.47	0.06	0.07	0.00	0.00	0.04	80.14	197%
	2017-18	0.10	4.02	0.08	6.43	0.56	10.07	2.85	0.01	0.13	0.01	0.00	0.00	24.26	60%
	2018-19	0.08	5.24	3.72	10.49	13.11	6.91	0.86	3.07	0.07	0.00	0.07	0.10	43.72	107%
	2019-20	0.00	1.76	8.57	2.14	0.01	3.59	3.31	1.37	0.02	0.05	0.06	0.02	20.90	51%
	Low Year	2020-21	0.00	1.48	2.40	8.55	1.39	2.81	0.11	0.00	0.04	0.00	0.00	0.00	16.78
	2021-22	6.10	2.15	14.15	0.57	0.03	1.37	1.91	0.00	0.04	0.02	0.03	0.90	27.27	67%
Cumulative 2021-2022		6.10	8.25	22.40	22.97	23.00	24.37	26.28	26.28	26.32	26.34	26.37	27.27		
Monthly Average 1981-2022		1.98	4.68	7.99	8.09	7.72	6.29	2.43	0.95	0.23	0.01	0.04	0.27	40.67	
Cumulative Ave 1981-2022		1.98	6.66	14.65	22.74	30.46	36.75	39.17	40.12	40.35	40.37	40.40	40.67	40.67	

Leak Adjustment Program Report FY 2023

	RES Requests	CII Requests	Approved	Denied	Appeals	Reason Denied	Total Adjust Credit	Total Excess Use (gallons)
JUL	4	0	3	1	0	Prior Adj. < 5 years	\$233	51,578
AUG	13	2	13	2	1	Prior Adj, < PY consumption	\$4,827	300,938
SEPT								
OCT								
NOV								
DEC								
JAN								
FEB								
MAR								
APR								
MAY								
JUN								
FY 2023 YTD	17	2	16	3	1		\$5,059	352,516
FY 2022	6	1	6	1	1		\$2,050	132,810
FY 2021	17	0	16	1	0		\$6,144	449,967
FY 2020	10	1	10	1	1		\$5,663	396,656

Sources of Leaks





Junior Board Member positions now available

Scotts Valley Water District is accepting applications for its two Junior Associate Board Member positions for a two-year term from January 2023 to December 2024. Junior Associate Board Members serve as non-voting advisors, attending meetings and participating in Board deliberations.

Junior Associate Board Member eligibility requirements:

- Live, work or attend school within the District service area
- Be 16 to 30 years old
- Have an interest in local government or civic service
- Be available to attend monthly board meetings
- Be willing to commit to a two-year term

The application is open through Oct. 31, 2022. [Learn more and apply.](#)



District GM discusses water on KSQD's 'Talk of the Bay'

Where does your water come from, how is the drought impacting the local water supply and what are local water agencies doing to create a more resilient water supply?

KSQD host Ami Chen Mills sought to learn more and educate listeners about county water with a panel interview including representatives from local water agencies on her show "Talk of the Bay" earlier this month.



Piret Harmon, General Manager of Scott Valley Water District was interviewed alongside Ron Duncan and Melanie Mow Schumacher from Soquel Creek Water District, Santa Cruz Water Department Director Rosemary Menard and San Lorenzo Valley Water District Board Member Gail Mahood for KSQD's "Talk of the Bay" news program discuss county water, water supplies, saltwater intrusion issues, fixes and the overall county water picture.

Listen to the complete show online on [KSQD's website](#).



August Water Saving Challenge winner selected

Congratulations to Megan Thomas, the winner of the August Water Saving Challenge

raffle. Megan reduced consumption by more than 33% from 2021 by reducing the frequency of timed irrigation.

September is the final month of this year's Water Saving Challenge. Two winners will be chosen in early October: one for the September raffle as well as the Grand Prize Winner. Customers who reduce their water use by 15% or more from last year are eligible to win prizes. [Learn more about the Water Saving Challenge.](#)

Recycled Water Fill Station open through October

The Recycled Water Fill Station will remain open through the month of October!

Located directly across from the Scotts Valley Senior Center (370 Kings Village Road), Scotts Valley residents and Scotts Valley Water District customers can pick up free recycled water for landscape irrigation Saturdays from 9 am to 1 pm.

Station visitors can get up to 250 gallons of recycled water per day and reduce drought impacts by using recycled water to water lawns, gardens, vegetables and trees. It also can be used to wash cars, outdoor furniture and hard surfaces such as paths, walls, windows.




District crew work hard to investigate and repair leaks

Scotts Valley Water District crews have been busy with leak repairs this month. When there is a reported leak in the District's area, crews are ready to investigate the source of the leak. Check out this [Instagram reel](#) showing how crew members investigate leaks.

Remember to report leaks and water waste by calling 831-438-2363. [Learn more.](#)



Understand the regional water cycle in this new exhibit



Go on a quest for clean water at Seymour Center Marine Discovery Center's [Water's Extreme Journey](#) exhibit, which is now open.

Visitors will learn the regional water cycle and experience the watershed as a water drop, exploring the science behind the water cycle in this family-friendly interactive maze. This maze highlights water issues in Santa Cruz County.

By engaging visitors through play, scientific inquiry, art and action — illuminating human impacts — this maze focuses on the water research at UC Santa Cruz and in the Santa Cruz County community to help encourage visitors realize that daily decisions can immediately improve the watershed in their own backyard.

Explore the maze at the Seymour Center through Dec. 31. [Learn more.](#)
