



SCOTTS VALLEY WATER DISTRICT

AGENDA PACKET

REGULAR BOARD MEETING

01/12/23 at 6:00 p.m.

Santa Margarita Community Room
2 Civic Center Drive, Scotts Valley, California

This meeting is conducted in a hybrid setting.

Public participation is encouraged. Members of the public may attend in person or remotely through this link <https://us06web.zoom.us/j/86757235890> or by phone: 253-215-8782 Meeting ID: 867 5723 5890.

The public has opportunities to make comments throughout the meeting: to comment online, use the raise hand option, by phone press *9.

BOARD OF DIRECTORS

Chris Perri, President

Wade Leishman, Vice President

Bill Ekwall, Director

Danny Reber, Director

Ruth Stiles, Director

Vacant, Associate Director

Vacant, Associate Director

David McNair, General Manager

Water Industry Acronyms

AF – Acre Foot

AFY – Acre Foot per Year

ACWA – Association of California Water Agencies

ACWA JPIA – ACWA Joint Powers Insurance Authority

AWWA – American Water Works Association

BMP – Best Management Practices

CCR – Consumer Confidence Report

CD – Certificate of Deposit

CEQA - California Environmental Quality Act

CSDA – California Special District Association

DHS – Department of Health Services

DWR – Department of Water Resources

EIR – Environmental Impact Report

EPA – Environmental Protection Agency

FY – Fiscal Year

GASB – Governmental Accounting Standards Board

IRWM – Integrated Regional Water Management

JPA – Joint Powers Agreement

LAIF – Local Agency Investment Fund

LAFCO – Local Agency Formation Commission

LID – Low Impact Development

MCL – Maximum Containment Level

MGD – Million Gallons per Day

MGY – Million Gallons per Year

MOU – Memorandum of Understanding

O&M – Operations and Maintenance

PERS – Public Employees Retirement System

PHG – Public Health Goal

PPB – Parts Per Billion

PRV – Pressure Relief Valve

PVC Pipe – Polyvinyl Chloride Pipe

RWMF – Regional Water Management Foundation

RFP – Request for Proposals

ROW – Right-of-way

RWQCB – Regional Water Quality Control Board

SCWD – Santa Cruz Water Department (City of)

SDWA – Safe Drinking Water Act

SGMA – Sustainable Groundwater Management Act

SLVWD – San Lorenzo Valley Water District

SMGWA – Santa Margarita Groundwater Agency

SqCWD – Soquel Creek Water District

SWRCB – State Water Resources Control Board

TP – Treatment Plant

WY – Water Year



SCOTTS VALLEY WATER DISTRICT

BOARD OF DIRECTORS
PRESIDENT Chris Perri
VICE PRESIDENT Wade Leishman
Bill Ekwall
Danny Reber
Ruth Stiles
ASSOCIATE DIRECTORS
Vacant
GENERAL MANAGER
David McNair

Board of Directors
Regular Meeting
01/12/23 at 6:00 p.m.

Santa Margarita Community Room
2 Civic Center Drive, Scotts Valley, California

Agenda

This meeting is conducted in a hybrid setting. Public participation is encouraged, members of the public may attend in person, remotely through this link <https://us06web.zoom.us/j/86757235890> or by phone: 253-215-8782 Meeting ID: 867 5723 5890. The public has opportunities to make comments throughout the meeting. To comment online, use the raise hand option, by phone press *9. If experiencing technological difficulties online, join the meeting via phone.

1. Convene

- 1.1. Call to Order and Roll Call
- 1.2. Pledge of Allegiance and Invocation
- 1.3. Closed Session Report (none)
- 1.4. Additions/Deletions to the Agenda
- 1.5. Oral Communications

2. Presentation (none)

3. Administrative

Items are informational in nature and do not include an agenda report.

- 3.1. Committee and Other Agency Meeting Reports
Engineering and Water Resources Committee (none)
Finance & Personnel Committee (none)
Executive & Public Affairs Committee (none)
Santa Margarita Groundwater Agency Board (none)

3.2. Committee Appointments (oral)

3.3. [2023 LAFCO Election Special District Member](#)

4. Consent

Items are routine in nature, may include agenda reports and be approved by one motion.

4.1. [Approval of Minutes – Regular Board Meeting 12/08/22](#)

Recommendation: Approve the minutes of the 12/08/22 Board Meeting.

4.2. [Water Loss Audit Report 2021](#)

Recommendation: Receive the validated Water Loss Audit Report for 2021.

5. **Public Hearings** (none)

Items include an agenda report with recommendation, an oral staff report or presentation.

6. **Business**

Items are complex in nature, considered individually, and each item includes an agenda report with recommendation and an oral staff report or presentation.

6.1. [Wells Fargo Bank Authorization General Manager](#)

Recommendation: Adopt Resolution No. 01-23 Authorizing General Manager David McNair to act on behalf of the Scotts Valley Water District with Wells Fargo Bank and Rescind Resolution No. 09-13.

7. **Staff Reports**

7.1. Legal

District Counsel - oral

7.2. Administrative

General Manager – oral

7.3. [Finance](#)

Financial Reports 07/01/22 through 11/30/22

7.4. [Operations](#)

Operations Report - oral

Production, Demand and Rainfall Data through 12/31/22

Leak Adjustment Program Report 07/01/22 through 11/30/22

Development Projects Status Report 12/31/22

8. **Directors Reports**

Travel and Meetings

Outreach Activities: Associate Junior Board Members

9. [Written Correspondence](#)

LAFCO No. DA 22-13 Scotts Valley Water District Sphere Annexation 12/13/22

10. [Community Relations](#)

December Newsletter

- 11. **Closed Session** (none)
- 12. **Report on Closed Session and Additional Items** (none)

13. **Future Items**

Projects Status Report
Communications and Community Outreach Report
Water Supply Conditions

14. **Meetings and Event Calendar**

Board Meetings

02/09/23

03/09/23

04/13/23

Committee Meetings

01/23/23 Engineering & Water Resources

01/25/23 Executive & Public Affairs

01/25/23 Finance & Personnel

Santa Margarita Groundwater Agency

01/26/23 Board Meeting

Events

ACWA Spring Conference 05/09/23 – 05/11/23 Monterey

15. **Adjourn**

AVAILABILITY OF PUBLIC RECORDS PROVIDED TO THE BOARD OF DIRECTORS: THE DISTRICT MAKES ANY PUBLIC RECORD PROVIDED TO THE BOARD OF DIRECTORS AVAILABLE FOR PUBLIC REVIEW AT WWW.SVWD.ORG AND AT THE DISTRICT OFFICE DURING NORMAL BUSINESS HOURS AT THE SAME TIME IT IS PROVIDED TO THE BOARD OF DIRECTORS.

PUBLIC ACCESS – ACCOMMODATIONS UNDER THE ADA: PURSUANT TO TITLE II OF THE AMERICANS WITH DISABILITIES ACT OF 1990, THE DISTRICT REQUESTS THAT ANY PERSON IN NEED OF ANY TYPE OF SPECIAL EQUIPMENT, ASSISTANCE OR ACCOMMODATION(S) IN ORDER TO EFFECTIVELY COMMUNICATE AT THIS MEETING MAKE A REQUEST AT THE ABOVE ADDRESS OR BY CALLING (831) 438-2363 AT LEAST THREE (3) WORKING DAYS BEFORE THE MEETING TO ALLOW TIME TO MAKE ARRANGEMENTS.



December 14, 2022

Piret Harmon, General Manager
Scotts Valley Water District
2 Civic Center Dr.
Scotts Valley, CA 95066

SUBJECT: UPCOMING VACANCY FOR THE REGULAR MEMBER SEAT ON LAFCO

Dear Ms. Harmon:

The purpose of this letter is to solicit applications for the regular member seat on the Local Agency Formation Commission (“LAFCO”). The independent special districts in Santa Cruz County get three seats on LAFCO. The two regular member seats are currently held by Jim Anderson (Felton Fire Protection District) with a term ending in May 2025, and Rachél Lather (Soquel Creek Water District) with a term ending in May 2023. The alternate member seat is currently held by Ed Banks (Pajaro Valley Public Cemetery District) with a term ending in May 2025. The term limit for one of the two regular member seats is set to expire in the coming months, and as a result, the independent special districts in Santa Cruz County must address the vacancy through an election process before May 2023.

Nomination Process

LAFCO’s Independent Special District Selection Committee Policy (refer to **Attachment 1**) indicates that the two regular members cannot be from the same type of district (fire, water, recreation, miscellaneous). Since the regular member currently in the middle of a term is from a fire district, the regular position being filled cannot be from another fire district. Therefore, the pool of people eligible to apply for the regular member seat in question is anyone who is on the board of an independent special district in Santa Cruz County, except for fire districts in accordance with the adopted policy. The term of office for the newly appointed regular member will begin May 3, 2023 and will end on May 3, 2027.

Nomination Deadline

Please share this letter with your board members. The deadline for returning completed applications is **Friday, February 3, 2023 at 4:00pm**. A complete overview of the selection process timeline is shown in **Attachment 2**. I have also attached a form by which any interested and eligible board member may apply for the regular member seat (refer to **Attachment 3**).

Feel free to contact me if you have any questions about the selection process. After February 3rd, each independent special district will be sent a subsequent letter with information about the proposed candidate(s) and an explanation on how each district will cast their vote to appoint the district representative on LAFCO.

Sincerely,

A handwritten signature in blue ink, appearing to read 'Joe A. Serrano', is written over a white background.

Joe A. Serrano
Executive Officer

Attachments:

- 1) Independent Special District Selection Committee Policy
- 2) Selection Process Timeline
- 3) Application Form



LOCAL AGENCY FORMATION COMMISSION
OF SANTA CRUZ COUNTY

INDEPENDENT SPECIAL DISTRICTS SELECTION POLICY

Adopted on September 7, 1994 (Resolution No. 801-B)

Last Revision on May 6, 2020 (Resolution No. 2020-11)

1. OVERVIEW

The purpose of the Independent Special District Selection Committee shall be to appoint the regular and alternate special district members of the Local Agency Formation Commission (LAFCO) and to fill unexpired terms when vacancies occur. It is important to note that nothing in these Rules of Procedure shall supersede Government Code Section 56332, which governs the establishment of the Independent Special District Selection Committee.

2. MEMBERSHIP

Membership of the Independent Special District Selection Committee shall be composed of the presiding officer or designated board member of the legislative body of each independent special district either located wholly within Santa Cruz County or containing territory within the county that represents 50% or more of the assessed value of taxable property of the district.

3. MEETINGS

3.1 Notification and Solicitation of Nominations

The Executive Officer of the Commission shall give written notice to all eligible independent special districts of any meeting of the Independent Special District Selection Committee, specifying the date, time, and place.

Any person qualified to serve as an Independent Special District representative to LAFCO shall be qualified to submit a nomination which shall be accompanied by a brief resume on the form provided by LAFCO. Each district shall be encouraged to submit nominations.

3.2 Registration

Each member of the Selection Committee shall be entitled to one vote for each independent special district of which he or she is the presiding officer.

In the event that the presiding officer is unable to attend a meeting of the Committee, the legislative body may appoint one of its members to attend in the presiding officer's place. Such a designated member shall submit written authorization at the time of registration.

Each voting member shall register and complete a declaration of qualification. The voting member will then be given the required number of ballots and other voting materials.

3.3 Quorum

Members representing a majority of the eligible districts shall constitute a quorum for the conduct of Committee business. No meeting shall be called to order earlier than the time specified in the notice and until a quorum has been declared to be present.

Before calling the meeting to order, the Executive Officer shall announce that a quorum is present and request that any voting member who has not yet registered do so at that time. Only those eligible members registered and present shall be allowed to vote.

3.4 Sequential Balloting

If there is more than one position to fill, sequential balloting will be held in the following order using a ballot with names of all eligible nominees: (1) Full term, regular member; (2) Partial term, regular member; and (3) Alternate member.

If a candidate is elected to a position, his or her name will be crossed out on the subsequent ballots.

3.5 Majority to Win

In order for a candidate to be elected, that candidate must receive a majority of the votes being cast.

If no candidate receives a majority, a subsequent round of voting shall be conducted with the eligible candidates limited to the two candidates who received the most votes in the previous round and any candidates who received the same number of votes as the second candidate.

4. COMPOSITION OF SPECIAL DISTRICT REPRESENTATION ON LAFCO

It is desirable that the special district members on LAFCO have a broad cross-section of duties and experience in district matters. Therefore, the following four classes of districts are established:

Class 1: Fire Protection Districts

- ~~Aptos/La Selva Fire Protection District¹~~
- Ben Lomond Fire Protection District
- Boulder Creek Fire Protection District
- Branciforte Fire Protection District
- Central Fire Protection District
- Felton Fire Protection District
- Pajaro Valley Fire Protection District²
- Scotts Valley FPD
- Zayante FPD

¹ Aptos/La Selva Fire Protection District and Central Fire Protection District were consolidated into the "Central Fire District"

² Freedom Fire Protection District and the Salsipuedes Fire Protection District were consolidated into the "Pajaro Valley Fire Protection District"

Class 2: Water Districts

- Central Water District
- San Lorenzo Valley Water District³
- Scotts Valley Water District
- Soquel Creek Water District

Class 3: Recreation and Park Districts

- Alba Recreation and Park District
- Boulder Creek Recreation and Park District
- La Selva Beach Recreation and Park District
- ~~Opal Cliffs Recreation and Park District⁴~~

Class 4: Miscellaneous Districts

- Pajaro Valley Cemetery District
- Pajaro Valley Water Management Agency
- Reclamation District No. 2049 (College Lake)
- Salsipuedes Sanitary District
- Santa Cruz County Resource Conservation District
- Santa Cruz Port District

4.1 Overlapping Classes

At no time shall the two regular special district members on LAFCO come from the same class of districts.

4.2 Class Diversity

Where feasible, nominations for vacancies on LAFCO may not come from the class that already has a regular member sitting on LAFCO.

4.3 Conflicting Classes

Any election that would result in the two regular special district members being from the same class of district shall be immediately deemed invalid, and a subsequent ballot will be prepared excluding the conflicting class of candidates and voted upon.

5. MAILED-BALLOT ELECTIONS

5.1 Authority

A mailed-ballot election may be conducted if the Executive Officer has determined that a meeting of the Special District Selection Committee is not feasible.

5.2 Notification and Solicitation of Nominations

The Executive Officer of the Commission shall give written notice to all eligible independent special districts of the intention to conduct a mailed-ballot election. Each district shall acknowledge receipt of the Executive Officer's notice.

Each district shall be encouraged to submit nominations, accompanied by a brief resume on the form provided by LAFCO. All nominations must be received by a specified date that shall be at least six weeks from the date of notification. Emailed

³ Lompico County Water District was dissolved and annexed into the San Lorenzo Valley Water District.

⁴ Opal Cliffs Recreation and Park District was dissolved and annexed into County Service Area 11

copies of nominations may be submitted, if necessary, to meet the established deadline; however, replacement originals must be submitted as soon thereafter as possible.

5.3 Distribution and Return of Ballots

All eligible districts shall be sent, by certified mail, return receipt requested, the following materials: (1) copies of all nominations received by the deadline, (2) ballot(s) as required to vote for Commission members, and (3) voting instructions.

The following outlines the necessary information and steps to submit a complete ballot:

1. The ballots shall include the names of all nominees.
2. Each ballot shall be accompanied by a certification sheet to be completed by the presiding officer or designated alternate who cast that district's vote.
3. A specified period of time, not less than six weeks, shall be allowed for the districts to cast their votes and return their ballots.
4. Ballots shall be sent by certified mail, return receipt requested.
5. Emailed copies of ballots may be submitted, if necessary, to meet the established deadline; however, replacement originals must be submitted as soon thereafter as possible.
6. All ballots received by the deadline shall be counted and the results announced within seven days.
7. Certified ballots representing a simple majority of the eligible districts must be returned for a valid election.

5.4 Appointment by Majority Vote

A candidate for a regular or alternate member of the Commission must receive at least a majority of the votes cast in order to be selected. Results of the election will be reviewed and adopted by the Commission during an open session of a regularly scheduled LAFCO Meeting.

In the event that no candidate receives the required number of votes, a run-off election shall be conducted, either by a second mailed ballot or a meeting of the Independent Special District Selection Committee, at the discretion of the Executive Officer.



LOCAL AGENCY FORMATION COMMISSION OF SANTA CRUZ COUNTY

LAFCO'S DISTRICT REGULAR MEMBER SEAT VACANCY
 (Independent Special District Selection Committee Election Process)

Action	Deadline	Notes
Request for Applications	Wednesday, December 14, 2022	LAFCO will send out letters to the independent special districts to solicit applications from eligible board members
Application due back to LAFCO	Friday, February 3, 2023	Applications are due no later than 4:00pm
Election Process Begins	Monday, February 6, 2023	LAFCO will send out letters with ballots and information about the candidates
Election Process Ends	Friday, March 24, 2023	Ballots due no later than 4:00pm
LAFCO Meeting (Certify Results)	Wednesday, April 5, 2023	LAFCO will consider adopting a resolution certifying the election results
LAFCO Meeting (Oath of Office)	Wednesday, May 3, 2023	LAFCO will officially introduce the newly elected district representative



**APPLICATION FOR LAFCO'S DISTRICT REGULAR MEMBER SEAT
(TERM BEGINNING MAY 2023 AND ENDING IN MAY 2027)**

INSTRUCTIONS:

If you are interested in serving as a special district regular member on LAFCO, please complete and sign the following application. The complete application can be mailed, hand delivered, or emailed (as a PDF with signature) to: 701 Ocean Street, Room 318-D, Santa Cruz, CA 95060 (mailing address) or joe@santacruzlafco.org (email).

Applications must be submitted to LAFCO no later than
4:00 p.m. on February 3, 2023

*****Note that fire district board members are NOT eligible for the proposed regular member position because a fire district board member currently occupies the other regular seat.*****

NAME: _____

MAILING ADDRESS: _____

PHONE(s): Home: _____ Cell/Business: _____

EMAIL: _____

DISTRICT BOARD ON WHICH YOU CURRENTLY SERVE: _____

PREVIOUS BOARD, COMMISSION, OR COMMITTEE SERVED (Identify organization[s] and length of term[s]):

STATEMENT OF INTEREST:

You may attach a separate sheet to present additional qualifications or a statement of interest in serving on LAFCO.

CERTIFICATION:

I certify that the above information is true and correct and I authorize the verification of the information in the application.

Signature of Board Member Interested in Serving on LAFCO

Date

Board of Directors
Regular Meeting
12/08/22 at 6:00 p.m.

Santa Margarita Community Room
2 Civic Center Drive, Scotts Valley, California

Minutes

1. Convene

1.1. Call to Order and Roll Call

President Stiles called the meeting to order at 6:02 p.m. in the Santa Margarita Community Room. The meeting was conducted in a hybrid setting.

Directors

Bill Ekwall
Wade Leishman
Chris Perri
Danny Reber
Ruth Stiles

Staff

Bob Bosso, Legal Counsel
Nate Gillespie, Operations Manager
Piret Harmon, General Manager
Nick Kurns, Finance and Customer Service Manager
David McNair, General Manager
Donna Paul, Assistant to General Manager (remote)

Associate Directors

None

Guests

Paul Kaymark, Nigro and Nigro
John Dillon, Accounting Technician

1.2. Pledge of Allegiance and Invocation

Director Perri led the pledge and Director Reber the invocation.

1.3. Closed Session Report (none)

1.4. Additions/Deletions to the Agenda

None

1.5. Oral Communications

None

2. Presentation (none)

3. Administrative

Items are informational in nature and do not include an agenda report.

3.1. Committee and Other Agency Meeting Reports

Engineering and Water Resources Committee 11/28/22

There was nothing further to add to the written report.

Finance & Personnel Committee (none)
Executive & Public Affairs Committee (none)
Santa Margarita Groundwater Agency Board (none)

3.2. Master Meter Inventory and Report on Billing Adjustment Appeal

Finance and Customer Service Manager Kurns reported that the District has conducted a comprehensive inventory and review of the 118 accounts. These 118 accounts will remain in the multi residential with master meter classification and future requests for this classification will need to meet the current standards described in the Administrative Code.

4. Consent

Items are routine in nature, may include agenda reports and be approved by one motion.

4.1. Approval of Minutes – Regular Board Meeting 11/10/22

Recommendation: Approve the minutes of the 11/10/22 Board Meeting.

4.2. Leak Adjustment Program Sunset

Recommendation: Approve ending the Leak Adjustment Program, effective 12/31/2022.

MOTION carried to approve the consent agenda as submitted by unanimous voice vote.

5. Public Hearings (none)

Items include an agenda report with recommendation, an oral staff report or presentation.

6. Business

Items are complex in nature, considered individually, and each item includes an agenda report with recommendation and an oral staff report or presentation.

6.1. Annual Comprehensive Financial Report

Finance and Customer Service Manager Kurns provided the staff report and introduced Paul Kaymark, Nigro and Nigro.

Mr. Kaymark presented the Scotts Valley Water District Annual Comprehensive Financial Report for the Fiscal Years Ended June 30, 2022 and June 30, 2021 and responded to Board questions.

MOTION carried to accept the Scotts Valley Water District Annual Comprehensive Financial Report for the Fiscal Years Ended June 30, 2022 and June 30, 2021 by unanimous voice vote.

6.2. Sustainable Groundwater Management Implementation Round 2 Grant Program

General Manager Harmon provided the staff report and responded to Board questions.

MOTION carried to adopt Resolution No 10-22 authorizing an application by the Santa Margarita Groundwater Agency to the California Department of Water Resources for grant funding to support Santa Margarita Basin Groundwater Sustainability Plan implementation.

7. Staff Reports

7.1. Legal
None

7.2. Administrative
General Manager McNair reported that he attended the ACWA Fall Conference and has asked Piret Harmon to stay on as Special Projects Manager to manage the intertie, water resiliency and the SMGWA grant.

7.3. Finance
Financial Reports 07/01/22 through 10/31/22

7.4. Operations
Operations Report
Production, Demand and Rainfall Data through 11/30/22
Leak Adjustment Program Report 07/01/22 through 10/31/22

Operations Manager Gillespie reported that maintenance activities at Well 10A are complete; Orchard Run maintenance is underway; a kickoff meeting was held for the lead service line inventory and a leak occurred at the Hidden Oaks condominium complex.

8. Directors Reports

Travel and Meetings

Director Perri reported on the Energy Committee meeting at the ACWA Fall Conference.

Election of Officers

President Stiles opened the floor for nominations for 2023 Board President.

Director Leishman nominated Director Perri for Board President.

MOTION carried to elect Director Perri as 2023 Board President by unanimous voice vote.

President Stiles opened the floor for nominations for 2023 Board Vice President

Director Perri nominated Director Leishman for Board Vice President.

MOTION carried to elect Director Leishman as 2023 Board Vice President by unanimous voice vote.

9. Written Correspondence

Certificate of Achievement for Excellence in Financial Reporting
ACWA JPIA President’s Special Recognition Award

10. Community Relations

November Newsletter

11. Closed Session (none)

12. Report on Closed Session and Additional Items (none)

13. Future Items

Update on Junior Associate Board Member Outreach (Reber)

14. Meetings and Event Calendar

Board Meetings

01/12/23

02/09/23

03/09/23

Committee Meetings

Engineering & Water Resources TBD

Executive & Public Affairs TBD

Finance & Personnel TBD

Santa Margarita Groundwater Agency

Board Meeting TBD

Events

ACWA Spring Conference 05/09/23 – 05/11/23 Monterey

15. Adjourn

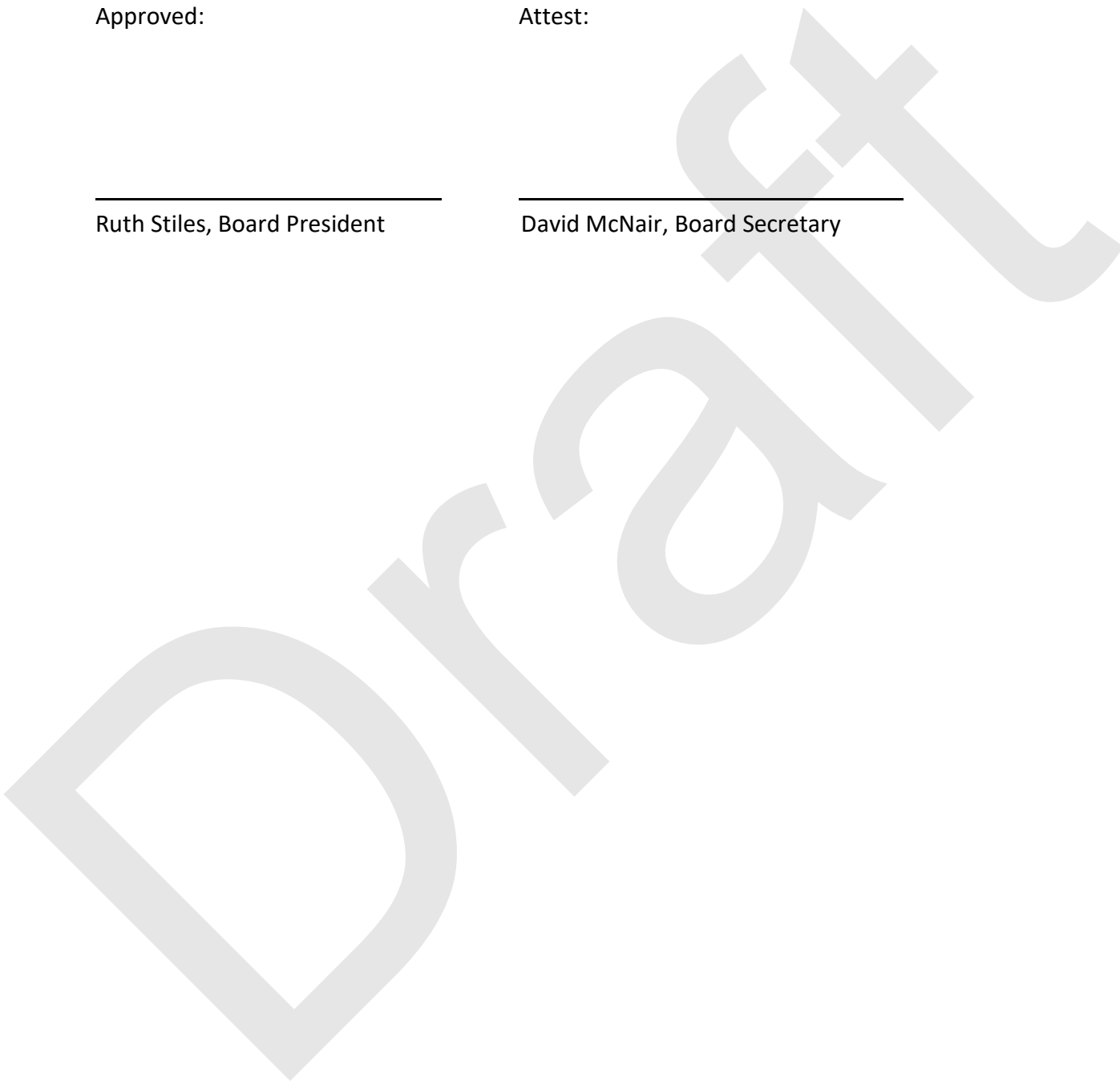
The meeting adjourned at 7:34 pm.

Approved:

Attest:

Ruth Stiles, Board President

David McNair, Board Secretary



AGENDA REPORT

Scotts Valley Water District

Date: 1/12/2023

To: Board of Directors

Item: Consent 4.2

Subject: **Water Loss Audit Report 2021**

Reason: Complies with Water Code section 10608.34

SUMMARY

Recommendation: Receive the validated Water Loss Audit Report for 2021.

Fiscal Impact: None

Previous Related Action: None

BACKGROUND

Senate Bill (SB) 555, Urban Retail Water Suppliers: Water Loss Management, requires water suppliers to conduct and submit water loss audit reports to the Department of Water Resources (DWR) annually.

This regulation also instructed the State Water Resources Control Board (SWRCB) to develop water loss performance standards for urban retail water suppliers by 2020. The standards are designed to determine a level of economically achievable water loss reduction for each water supplier.

DISCUSSION

All water suppliers are required to use the AWWA M-36 Water Audit Software program, which scores utilities in several key categories that include water supplied, authorized consumption, water losses, non-revenue water, system data, and cost data. Every categorical score must meet or exceed detailed criteria built into the program and final audit reports are reviewed and validated by a certified third-party auditor before these reports are accepted by the state. Final audit report scores range between 0 and a perfect score of 100.

The District received an audit score of 84 for 2021, improving from a score of 60 in 2020. A key goal for the audit process is to reveal utility strengths and to help define and focus areas for improvement. District strengths include an up-to-date billing and financial software and annual independent financial audits. On the operations side we have GIS based mapping with a hydraulic model, well defined pressure zones, a good inventory of water mains, the meter

changeout & AMI installation program, annual random testing of customer water meters and annual testing of source water meters. Upcoming actions that will improve future audit scores will be the continued testing of source water meters and establishing a program to manage and reduce water pressure over the entire distribution system.

Submitted,

Nate Gillespie
Operations Manager

Enclosed: Water Loss Audit Report 2021
 Certified Validation Report



AWWA Free Water Audit Software: Reporting Worksheet

WAS v5.0
American Water Works Association.
Copyright © 2014. All Rights Reserved.

Click to access definition
 Click to add a comment

Water Audit Report for: **Scotts Valley Water District (CA4410013)**
Reporting Year: **2021** **1/2021 - 12/2021**

Please enter data in the white cells below. Where available, metered values should be used; if metered values are unavailable please estimate a value. Indicate your confidence in the accuracy of the input data by grading each component (n/a or 1-10) using the drop-down list to the left of the input cell. Hover the mouse over the cell to obtain a description of the grades

All volumes to be entered as: MILLION GALLONS (US) PER YEAR

To select the correct data grading for each input, determine the highest grade where the utility meets or exceeds all criteria for that grade and all grades below it.

----- Enter grading in column 'E' and 'J' -----

Master Meter and Supply Error Adjustments

WATER SUPPLIED

Volume from own sources:	<input type="button" value="+"/>	<input type="button" value="9"/>	<input type="text" value="343.040"/>	MG/Yr
Water imported:	<input type="button" value="+"/>	<input type="button" value="3"/>	<input type="text" value="3.295"/>	MG/Yr
Water exported:	<input type="button" value="+"/>	<input type="button" value="n/a"/>	<input type="text" value=""/>	MG/Yr

<input type="button" value="+"/>	<input type="button" value="9"/>	<input type="text" value=""/>	Pcnt:	<input type="text" value=""/>	Value:	<input type="text" value=""/>	MG/Yr
<input type="button" value="+"/>	<input type="button" value="2"/>	<input type="text" value=""/>	<input type="radio"/>	<input type="radio"/>	<input type="text" value=""/>	<input type="text" value=""/>	MG/Yr
<input type="button" value="+"/>	<input type="button" value="2"/>	<input type="text" value=""/>	<input type="radio"/>	<input type="radio"/>	<input type="text" value=""/>	<input type="text" value=""/>	MG/Yr

WATER SUPPLIED: MG/Yr

Enter negative % or value for under-registration
Enter positive % or value for over-registration

AUTHORIZED CONSUMPTION

Billed metered:	<input type="button" value="+"/>	<input type="button" value="9"/>	<input type="text" value="330.565"/>	MG/Yr
Billed unmetered:	<input type="button" value="+"/>	<input type="button" value="n/a"/>	<input type="text" value=""/>	MG/Yr
Unbilled metered:	<input type="button" value="+"/>	<input type="button" value="10"/>	<input type="text" value="0.588"/>	MG/Yr
Unbilled unmetered:	<input type="button" value="+"/>	<input type="button" value="8"/>	<input type="text" value="4.329"/>	MG/Yr

Default option selected for Unbilled unmetered - a grading of 5 is applied but not displayed

AUTHORIZED CONSUMPTION: MG/Yr

Click here:
for help using option buttons below

Pcnt:	<input type="text" value="1.25%"/>	<input type="radio"/>	<input type="radio"/>	Value:	<input type="text" value=""/>	MG/Yr
-------	------------------------------------	-----------------------	-----------------------	--------	-------------------------------	-------

Use buttons to select percentage of water supplied
OR
value

Pcnt:	<input type="text" value="0.25%"/>	<input type="radio"/>	<input type="radio"/>	Value:	<input type="text" value=""/>	MG/Yr
-------	------------------------------------	-----------------------	-----------------------	--------	-------------------------------	-------

<input type="text" value="0.25%"/>	<input type="radio"/>	<input type="radio"/>	<input type="text" value=""/>	MG/Yr
<input type="text" value="0.25%"/>	<input type="radio"/>	<input type="radio"/>	<input type="text" value=""/>	MG/Yr

WATER LOSSES (Water Supplied - Authorized Consumption)

MG/Yr

Apparent Losses

Unauthorized consumption: MG/Yr

Default option selected for unauthorized consumption - a grading of 5 is applied but not displayed

Customer metering inaccuracies:	<input type="button" value="+"/>	<input type="button" value="9"/>	<input type="text" value="0.000"/>	MG/Yr
Systematic data handling errors:	<input type="button" value="+"/>	<input type="button" value="7"/>	<input type="text" value="0.826"/>	MG/Yr

Default option selected for Systematic data handling errors - a grading of 5 is applied but not displayed

Apparent Losses: MG/Yr

Real Losses (Current Annual Real Losses or CARL)

Real Losses = Water Losses - Apparent Losses: MG/Yr

WATER LOSSES: MG/Yr

NON-REVENUE WATER

NON-REVENUE WATER: MG/Yr

= Water Losses + Unbilled Metered + Unbilled Unmetered

SYSTEM DATA

Length of mains:	<input type="button" value="+"/>	<input type="button" value="9"/>	<input type="text" value="65.3"/>	miles
Number of active AND inactive service connections:	<input type="button" value="+"/>	<input type="button" value="9"/>	<input type="text" value="4,418"/>	
Service connection density:	<input type="button" value="9"/>	<input type="text" value="68"/>	conn./mile main	

Are customer meters typically located at the curbstop or property line?

Average length of customer service line: (length of service line, beyond the property boundary, that is the responsibility of the utility)

Average length of customer service line has been set to zero and a data grading score of 10 has been applied

Average operating pressure: psi

COST DATA

Total annual cost of operating water system:	<input type="button" value="+"/>	<input type="button" value="10"/>	<input type="text" value="\$6,569,266"/>	\$/Year
Customer retail unit cost (applied to Apparent Losses):	<input type="button" value="+"/>	<input type="button" value="10"/>	<input type="text" value="\$13.05"/>	\$/1000 gallons (US)
Variable production cost (applied to Real Losses):	<input type="button" value="+"/>	<input type="button" value="5"/>	<input type="text" value="\$1,398.90"/>	\$/Million gallons

Use Customer Retail Unit Cost to value real losses

WATER AUDIT DATA VALIDITY SCORE:

*** YOUR SCORE IS: 84 out of 100 ***

A weighted scale for the components of consumption and water loss is included in the calculation of the Water Audit Data Validity Score

PRIORITY AREAS FOR ATTENTION:

Based on the information provided, audit accuracy can be improved by addressing the following components:

- 1: Variable production cost (applied to Real Losses)
- 2: Volume from own sources
- 3: Unauthorized consumption

Certified Validation Report Template, Part A: Provided by Validator

Audit Information

Water System Name: Scotts Valley Water District

Public Water System Identification (PWSID)¹: CA4410013

¹List only 1 PWSID, which should match the PWSID on the FWAS Instructions Tab. For Special cases where multiple water systems are connected with permanent two-way interties, list those additional PWSIDs in the **Notes** below and describe the water distribution system(s) configuration.

PWSID and Water System Configuration Notes (Provided to Validator by Water System):

CA4410013

Audit Period: Calendar 2021

Water System Representatives

Validation Date: 9/14/2022

Sufficient Supporting Documents Provided: Yes

Brody Knutson

Validation Findings & Confirmation Statement

Key Audit Metrics:

Data Validity Score: <u>84</u>	Data Validity Tier (Level): <u>IV</u>	Real Loss: <u>2.53</u> gal / conn / day	<u>gal / mile / day</u>
Non-revenue water as percent of cost of operating system: <u>1.2%</u>		Apparent Loss: <u>3.41</u> gal / conn / day	
		ILI: <u>0.09</u>	

Certification Statement by Validator:

This water loss audit report has been Level 1 validated per the requirements of California Code of Regulations Title 23, Division 2, Chapter 7 and the California Water Code Section 10608.34.

All recommendations on volume derivation and Data Validity Grades were incorporated into the water audit.

If not, rejected recommendations are included here:

Validator Information

Water Audit Validator: Tanmay Thakur

Qualifications: Water Audit Validator Certificate issued by the CA-NV Section of the AWWA

Validator Provided

Certified Validation Report Template, Part B: Provided by Utility

Water System Name: Scotts Valley Water District

Public Water System Identification (PWSID)²: CA4410013

² List only 1 PWSID, which should match the PWSID on the FWAS Instructions Tab. For special cases where multiple water systems are connected with permanent two-way interties, those additional PWSIDs should have been listed in the Notes Section on Page 1 by the Validator.

Water Audit & Water Loss Improvement Steps:

1. Steps Taken: Water System to identify steps taken in the preceding 3 years to increase data validity, reduce real loss, and reduce apparent loss as informed by the annual validated water audit (23 CCR Section 638.5(b)(3): Beginning in 2018, information identifying steps taken by the urban retail water supplier in the preceding 3 years to increase the validity of data entered into the final audit, reduce the volume of apparent losses, and reduce the volume of real losses, as informed by the annual validated water audit:

Last year: Effluent production meter testing, 1% Residential meter testing, GIS updates

2 Years Ago: Hydraulic model calibrated by WSC. 100% AMI. 1% Residential meter testing

3 Years Ago: Upgrading to AMI. 1% Residential meter testing

2. Planned Steps (OPTIONAL): If your audit reflects negative real losses or the cost of non-revenue water is greater than 100% of the operating costs (issues for which your audit will not meet code requirements), you will be asked what steps you are planning in the coming year to address these issues. If you already know what steps you plan to take, you may list them here. If not, please prepare a response within 90 days (23 CCR Section 638.6(a)).

Inter-Tie 2 effluent meter testing

3. Certification Statement by Utility Executive:

This water loss audit report meets the requirements of California Code of Regulations Title 23, Division 2, Chapter 7 and the California Water Code Section 10608.34 and has been prepared in accordance with the method adopted by the American Water Works Association, as contained in their manual, *Water Audit and Loss Control Programs, Manual M36, Fourth Edition* and in the Free Water Audit Software version 5.

Executive Name (Print)

Executive Position

Signature

Date

Davis McNair

Operations Manager



9/27/22

AGENDA REPORT

Scotts Valley Water District

Date: 01/12/23

To: Board of Directors

Item: Business 6.1

Subject: Wells Fargo Bank Authorization General Manager

Reason: Supports Strategic Goal No. 3 Financial Stewardship

SUMMARY

Recommendation: Adopt Resolution No. 01-23 Authorizing General Manager David McNair to act on behalf of the Scotts Valley Water District with Wells Fargo Bank and rescind Resolution No. 09-13.

Fiscal Impact: None.

Previous Related Action: On 07/11/13 the Board authorized General Manager Piret Harmon to act on behalf of the District with Wells Fargo Bank.

DISCUSSION

Due to the resignation of Piret Harmon and subsequent appointment of David McNair as General Manager it is necessary for the Board to authorize David McNair to act on behalf of the District with Wells Fargo Bank.

Submitted,

David McNair
General Manager

Enclosed: Resolution No. 01-23

RESOLUTION No. 01-23

RESOLUTION OF THE BOARD OF DIRECTORS
OF THE SCOTTS VALLEY WATER DISTRICT AUTHORIZING GENERAL MANAGER DAVID MCNAIR
TO ACT ON BEHALF OF THE SCOTTS VALLEY WATER DISTRICT WITH WELLS FARGO BANK AND
RESCIND RESOLUTION No. 09-13.

WHEREAS:

1. David McNair is the General Manager of the Scotts Valley Water District effective November 1, 2022.
2. The Board of Directors must authorize David McNair and/or his designee to act on behalf of the Scotts Valley Water District regarding transactions with Wells Fargo Bank.

THEREFORE, BE IT RESOLVED by the Board of Directors of the Scotts Valley Water District that it:

1. Authorizes General Manager David McNair and/or his designee to act on behalf of the Scotts Valley Water District with Wells Fargo Bank effective immediately.
2. Rescind Resolution No. 09-13 in its entirety.

PASSED AND ADOPTED this 12th day of January 2023, by the following vote:

AYES:

NOES:

ABSENT:

Chris Perri, President
Board of Directors

Attest: _____
David McNair, General Manager

STAFF REPORT - Finance

Scotts Valley Water District

Date: 01/12/23
To: Board of Directors
From: General Manager
Item: Staff Reports 7.3
Subject: **Financial Reports 07/01/22 through 11/30/22**

Summary

Fiscal Year-to-Date (YTD) preliminary figures reflect the period of 07/01/22 through 11/30/22. YTD revenues total \$4.6M and expenses total \$3.5M.

Revenue

November is the fifth month of the fiscal year. YTD potable water sales revenue is \$2.4M, water services revenue is \$1.1M and new connections revenue is \$886K. Total YTD revenue in the potable water fund is \$4.3M, equal to 47% of the budget and 26% higher than the same period last year due to significant one-time revenue from new connections.

YTD recycled water sales revenue is \$275K, water services revenue is \$38K, and \$10K in revenue from new connections for the period. Total YTD revenue of \$323K in the recycled water fund equals 50% of the budget, which is 22% lower than for the same period of last fiscal year.

Expenses

Combined YTD operating expenses are in-line with the budget, with expenses of \$2.6M representing 41% of the budget. Project expenditures total \$0.29M and the debt service principal payments of \$567K have been made.

Fund Balance

Cash reserves at the end of November were approximately \$10.0M with another \$1.1M booked in Accounts Receivable.

Enclosed

Budget Status Balance 07/01/22 – 11/30/22
Budget Status Revenue 07/01/22 – 11/30/22
Budget Status Expense 07/01/22 – 11/30/22
Projects Expense 07/01/22 – 11/30/22
Balance Sheet 11/30/22
Check Register 11/01/22 – 11/30/22

Budget Status - Balance



Period: 07/01/22 - 11/30/22

FY Remain: 58%

	FY 2022 YTD Actual	FY 2023 YTD Actual	FY 2023 vs. FY 2022	YOY % change	FY 2023 Budget	FY 2023 Remaining Balance	%
Period: 07/01/22 - 11/30/22 (5 months)							
Potable Water - Fund 01							
Water Sales & Services (R10, R20)	\$ 3,183,549	\$ 3,407,596	\$ 224,048	7%	\$ 7,167,900	\$ 3,760,304	52%
New Connections (R25)	\$ 203,100	\$ 904,897	\$ 701,797	346%	\$ 720,200	\$ (184,697)	-26%
Other Revenue (R30, R40)	\$ 37,446	\$ (4,132)	\$ (41,578)	-111%	\$ 1,161,994	\$ 1,166,126	100%
Potable Water Total	\$ 3,424,094	\$ 4,308,361	\$ 884,267	26%	\$ 9,050,094	\$ 4,741,733	52%
Recycled Water - Fund 02							
Water Sales & Services (R10, R20)	\$ 361,815	\$ 312,587	\$ (49,228)	-14%	\$ 621,600	\$ 309,013	50%
New Connections (R25)	\$ 51,684	\$ 10,321	\$ (41,363)	-80%	\$ -	\$ (10,321)	#DIV/0!
Other Revenue (R30, R40)	\$ 33	\$ 68	\$ 35	106%	\$ 21,800	\$ 21,732	100%
Recycled Water Total	\$ 413,532	\$ 322,976	\$ (90,556)	-22%	\$ 643,400	\$ 320,424	50%
TOTAL REVENUE	\$ 3,837,626	\$ 4,631,337	\$ 793,711	21%	\$ 9,693,494	\$ 5,062,157	52%
Expenses - Fund 01 and Fund 02 Combined							
Salaries & Benefits (E01)	\$ 1,210,975	\$ 1,307,661	\$ 96,686	8%	\$ 3,142,082	\$ 1,834,421	58%
Services & Supplies (E03-E80)	\$ 1,155,922	\$ 1,305,164	\$ 149,242	13%	\$ 3,063,775	\$ 1,758,611	57%
Project Expenses	\$ 312,311	\$ 297,348	\$ (14,963)	-5%	\$ 2,603,968	\$ 2,306,620	89%
Debt Service - Principal	\$ 460,030	\$ 567,298	\$ 107,268	23%	\$ 567,298	\$ -	0%
TOTAL EXPENSES *	\$ 3,139,238	\$ 3,477,471	\$ 338,233	11%	\$ 9,377,123	\$ 5,899,652	63%
NET REVENUE	\$ 698,388	\$ 1,153,867	\$ 455,478		\$ 316,371	\$ (837,496)	
Period: 07/01/22 - 11/30/22 (5 months)							
Total Revenue	\$ 3,837,626	\$ 4,631,337	\$ 793,711	21%	\$ 9,693,494	\$ 5,062,157	52%
Total Expenses *	\$ 3,139,238	\$ 3,477,471	\$ 338,233	11%	\$ 9,377,123	\$ 5,899,652	63%
Net Revenue	\$ 698,388	\$ 1,153,867	\$ 455,478		\$ 316,371		
Period: 07/01/22 - 10/31/22 (4 months)							
Total Revenue	\$ 3,221,826	\$ 3,908,584	\$ 686,758	21%	\$ 9,693,494	\$ 5,784,910	60%
Total Expenses *	\$ 2,622,281	\$ 2,769,368	\$ 147,088	6%	\$ 9,377,123	\$ 6,607,755	70%
Net Revenue	\$ 599,545	\$ 1,139,216	\$ 539,671		\$ 316,371		

* Expense totals do not include depreciation expense

Budget Status - Revenue



Period: 07/01/22 - 11/30/22

FY Remain: 58%

		FY 2022 YTD Actual	FY 2023 YTD Actual	FY 2023 vs. FY 2022	YOY % change	FY 2023 Budget	FY 2023 Remaining Balance	%
Fund 02	Recycled Water							
R10	Operating Revenue - Water Sales							
02-000-41105	Irrigation Consumption	\$ 297,249	\$ 270,462	\$ (26,787)	-9%	\$ 534,900	\$ 264,438	49%
02-000-41200	Other - Bulk Water	\$ 33,520	\$ 4,561	\$ (28,958)	-86%	\$ -	\$ (4,561)	
	R10 Sub Totals:	\$ 330,769	\$ 275,023	\$ (55,745)	-17%	\$ 534,900	\$ 259,877	49%
R20	Operating Revenue - Water Services							
02-000-42100	Standby Basic Meter Charge	\$ 30,996	\$ 37,564	\$ 6,568	21%	\$ 86,700	\$ 49,136	57%
02-000-43300	Other Operating Revenue	\$ 50	\$ -	\$ (50)	-100%	\$ -	\$ -	
	R20 Sub Totals:	\$ 31,046	\$ 37,564	\$ 6,518	21%	\$ 86,700	\$ 49,136	57%
R25	Operating Revenue - New Connections							
02-000-42101	Other Meter Fee	\$ 797	\$ 266	\$ (531)	33%	\$ -	\$ (266)	
02-000-42102	Other Capacity Fee	\$ 50,887	\$ 10,055	\$ (40,832)	-80%	\$ -	\$ (10,055)	
	R25 Sub Totals:	\$ 51,684	\$ 10,321	\$ (41,363)	-80%	\$ -	\$ (10,321)	
R30	Non-Operating Revenue - Other							
02-000-47110	Interest & Dividend	\$ 33	\$ 68	\$ 35	106%	\$ 6,800	\$ 6,732	99%
02-000-47560	Notes Receivable Payments	\$ -	\$ -	\$ -		\$ 15,000	\$ 15,000	100%
	R30 Sub Totals:	\$ 33	\$ 68	\$ 35	106%	\$ 21,800	\$ 21,732	100%
	Fund 02 Revenue:	\$ 413,532	\$ 322,976	\$ (90,556)	-22%	\$ 643,400	\$ 320,424	50%
	Fund 02 Rev Excl Grants & Cap Contributions	\$ 413,532	\$ 322,976	\$ (90,556)	-22%	\$ 643,400	\$ 320,424	50%
	Revenue Totals:	\$ 3,837,626	\$ 4,631,337	\$ 790,161	21%	\$ 9,693,494	\$ 5,072,157	52%
	Revenue Total Excl Grants & Cap Contributions	\$ 3,837,626	\$ 4,627,387	\$ 786,211	21%	\$ 9,693,494	\$ 5,076,107	52%

Budget Status - Expense



Period: 07/01/22 - 11/30/22

FY Remain: 58%

		FY 2022 YTD Actual	FY 2023 YTD Actual	FY 2023 vs. FY 2022	YOY % change	FY 2023 Budget	FY 2023 Remaining Balance	%
Fund 01 and Fund 02 Combined								
Dept Administration		SMGWA Contribution						
E01	Salaries & Benefits	\$ 274,098	\$ 277,150	\$ 3,052	1%	\$ 816,906	\$ 539,756	66%
E03	General & Admin - Services	\$ 160,192	\$ 146,047	\$ (14,145)	-9%	\$ 414,770	\$ 268,723	65%
E05	General & Admin - Supplies	\$ 11,326	\$ 5,585	\$ (5,741)	-51%	\$ 16,900	\$ 11,315	67%
E10	Source of Supply	\$ 86,900	\$ 3,728	\$ (83,172)	-96%	\$ 250,000	\$ 246,272	99%
E70	Other	\$ -	\$ -	\$ -	-	\$ 5,000	\$ 5,000	100%
Dept 100 Sub Totals:		\$ 532,516	\$ 432,510	\$ (100,006)	-19%	\$ 1,503,576	\$ 1,071,066	71%
Dept Finance/Customer Service								
E01	Salaries & Benefits	\$ 240,553	\$ 243,245	\$ 2,692	1%	\$ 553,829	\$ 310,584	56%
E03	General & Admin - Services	\$ 109,183	\$ 118,316	\$ 9,132	8%	\$ 150,242	\$ 31,926	21%
E05	General & Admin - Supplies	\$ 1,955	\$ 900	\$ (1,055)	-54%	\$ 4,000	\$ 3,100	78%
E35	Customer Accounts	\$ 127,123	\$ 121,068	\$ (6,055)	-5%	\$ 291,764	\$ 170,696	59%
E70	Other	\$ 97,950	\$ 951	\$ (96,999)	-99%	\$ 1,100	\$ 149	14%
E80	Debt Service - Interest	\$ 15,900	\$ 48,483	\$ 32,583	205%	\$ 141,100	\$ 92,617	66%
Dept 200 Sub Totals:		\$ 592,664	\$ 532,962	\$ (59,702)	-10%	\$ 1,142,035	\$ 609,073	53%
Dept Operations		COI - \$97,028	New Loan	\$96k - Well 11b repair				
E01	Salaries & Benefits	\$ 620,885	\$ 714,653	\$ 93,768	15%	\$ 1,680,391	\$ 965,738	57%
E03	General & Admin - Services	\$ 78,810	\$ 70,461	\$ (8,348)	-11%	\$ 269,200	\$ 198,739	74%
E05	General & Admin - Supplies	\$ 16,659	\$ 16,398	\$ (261)	-2%	\$ 40,000	\$ 23,602	59%
E07	General Production	\$ 47,180	\$ 57,256	\$ 10,076	21%	\$ 129,300	\$ 72,044	56%
E10	Source of Supply	\$ 43,479	\$ 104,560	\$ 61,081	140%	\$ 120,000	\$ 15,440	13%
E15	Pumping	\$ 189,809	\$ 234,204	\$ 44,396	23%	\$ 542,300	\$ 308,096	57%
E20	Water Treatment	\$ 113,745	\$ 142,367	\$ 28,622	25%	\$ 510,700	\$ 368,333	72%
E25	Transmission & Distribution	\$ 26,614	\$ 217,294	\$ 190,680	716%	\$ 146,600	\$ (70,694)	-48%
E35	Conservation	\$ 1,339	\$ 1,259	\$ (81)	-6%	\$ 5,000	\$ 3,741	75%
E70	Other	\$ 22,428	\$ -	\$ (22,428)	-100%	\$ -	\$ -	-
Dept 300 Sub Totals:		\$ 1,160,948	\$ 1,558,453	\$ 397,505	34%	\$ 3,443,491	\$ 1,885,038	55%
Dept Engineering		Canham repair, Tree clearing						
E01	Salaries & Benefits	\$ 45,396	\$ 48,620	\$ 3,224	7%	\$ 120,368	\$ 71,748	60%
E03	General & Admin - Services	\$ 3,950	\$ 13,901	\$ 9,951	252%	\$ 116,400	\$ 102,499	88%
E05	General & Admin - Supplies	\$ -	\$ 781	\$ 781	-	\$ 600	\$ (181)	-30%
Dept 400 Sub Totals:		\$ 49,345	\$ 63,301	\$ 13,956	28%	\$ 237,368	\$ 174,067	73%
Dept Board of Directors								
E01	Salaries & Benefits	\$ 30,043	\$ 23,993	\$ (6,050)	-20%	\$ 101,623	\$ 77,630	76%
E03	General & Admin - Services	\$ 1,380	\$ 1,605	\$ 225	16%	\$ 28,300	\$ 26,695	94%
E05	General & Admin - Supplies	\$ -	\$ -	\$ -	-	\$ 800	\$ 800	100%
Dept 900 Sub Totals:		\$ 31,423	\$ 25,598	\$ (5,825)	-19%	\$ 130,723	\$ 105,125	80%

Budget Status - Expense



Period: 07/01/22 - 11/30/22

FY Remain: 58%

		FY 2022 YTD Actual	FY 2023 YTD Actual	FY 2023 vs. FY 2022	YOY % change	FY 2023 Budget	FY 2023 Remaining Balance	%
Summary								
E01	Salaries & Benefits	\$ 1,210,975	\$ 1,307,661	\$ 96,686	8%	\$ 3,273,117	\$ 1,965,456	60%
E03	General & Admin - Services	\$ 353,515	\$ 350,330	\$ (3,185)	-1%	\$ 978,912	\$ 628,582	64%
E05	General & Admin - Supplies	\$ 29,940	\$ 23,664	\$ (6,276)	-21%	\$ 62,300	\$ 38,636	62%
E07	General Production	\$ 47,180	\$ 57,256	\$ 10,076	21%	\$ 129,300	\$ 72,044	56%
E10	Source of Supply	\$ 130,379	\$ 108,289	\$ (22,090)	-17%	\$ 370,000	\$ 261,711	71%
E15	Pumping	\$ 189,809	\$ 234,204	\$ 44,396	23%	\$ 542,300	\$ 308,096	57%
E20	Water Treatment	\$ 113,745	\$ 142,367	\$ 28,622	25%	\$ 510,700	\$ 368,333	72%
E25	Transmission & Distribution	\$ 26,614	\$ 217,294	\$ 190,680	716%	\$ 146,600	\$ (70,694)	-48%
E35	Customer Accounts	\$ 150,890	\$ 122,326	\$ (28,564)	-19%	\$ 292,864	\$ 170,845	58%
E70	Other	\$ 97,950	\$ 951	\$ (96,999)	-99%	\$ 6,100	\$ -	0%
E80	Debt Service - Interest	\$ 15,900	\$ 48,483	\$ 32,583	205%	\$ 141,100	\$ 92,617	66%
	Purchase Order Carryover					\$ 14,000		
District Expense Total:		\$ 2,366,897	\$ 2,612,824	\$ 245,927	10%	\$ 6,467,293	\$ 3,835,627	59%
Fund 01 and 02 Combined								
E01	Salaries & Benefits	\$ 1,210,975	\$ 1,307,661	\$ 96,686	8%	\$ 3,273,117	\$ 1,965,456	60%
E03-E80	Services & Supplies	\$ 1,155,922	\$ 1,305,164	\$ 149,242	13%	\$ 3,180,176	\$ 1,875,012	59%
	Purchase Order Carryover					\$ 20,000		
District Expense Total:		\$ 2,366,897	\$ 2,612,824	\$ 245,927	10%	\$ 6,473,293	\$ 3,840,469	59%

Projects - Expense



Period: 07/01/22 - 11/30/22

FY Remain: 58%

		FY 2023 YTD Actual	FY 2023 Budget *	FY 2023 Remaining Balance	%
Fund 01 and Fund 02 Combined					
Project	Description				
C15007	Lompico Formation Production Well (Well 9)	\$ 6,613	\$ 286,488	\$ 279,875	98%
---	<i>SVWD Production Well- Grant Reimb</i>	\$ (3,950)	\$ (286,488)	\$ (282,538)	99%
C16024	Bethany Tank Rehabilitation	\$ 2,331	\$ 192,925	\$ 190,594	99%
M17011	Meters with AMI	\$ 27,501	\$ 25,000	\$ (2,501)	-10%
C17011	AMI Technology for Meters		\$ 5,000	\$ 5,000	100%
C17018	Specialized Operations Vehicle		\$ 50,000	\$ 50,000	100%
C19020	El Pueblo WTP Improvements		\$ 150,000	\$ 150,000	100%
C19030	Hacienda Pump Station Improvements	\$ 47,968	\$ 54,035	\$ 6,067	11%
C20010	Main Replacement Program - PW	\$ 209,353	\$ 289,867	\$ 80,514	28%
C20040	Administrative Building Improvements		\$ 90,290	\$ 90,290	100%
C22010	Well 3B Replacement	\$ 7,533	\$ 1,431,851	\$ 1,424,319	99%
TBD	SCWD-SVWD System Intertie		\$ 500,000	\$ 500,000	100%
TBD	<i>SCWD-SVWD System Intertie - Grant Reimb</i>		\$ (500,000)	\$ (500,000)	100%
TBD	Monte Fiore Pump Station Rehab		\$ 75,000	\$ 75,000	100%
TBD	Purified Recycled Water Recharge		\$ 50,000	\$ 50,000	100%
TBD	Pressure Regulator Station - Granite Creek		\$ 15,000	\$ 15,000	100%
TBD	Service Line Replacement - Monteville		\$ 150,000	\$ 150,000	100%
TBD	Corp Yard Improvements		\$ 25,000	\$ 25,000	100%
Projects Expense Totals:		\$ 297,348	\$ 2,603,968	\$ 2,306,620	89%

Balance Sheet



Fund 01, Fund 02 and Fund 03 Combined

	11/30/21	11/30/22
Assets		
Cash	\$4,548,354	\$10,028,749
Accrued Interest	\$8,122	\$45
A/R Customer-Water	\$1,144,098	\$1,070,021
A/R - Other	\$96,063	\$19,263
Interfund Loan Receivable	\$888,040	\$888,040
Inventory	\$229,228	\$213,404
Prepaid Expense	\$132,337	\$87,131
Note Receivable	\$0	\$0
JPA Investment	\$387,112	\$398,572
Land & Right-of-ways	\$650,697	\$650,697
Construction-in-progress	\$989,192	\$732,392
Water Rights / Intangible Assets	\$5,267,833	\$5,267,833
Plant & Equipment	\$42,572,708	\$44,102,981
Depreciation/Amortization	(\$24,663,015)	(\$25,834,981)
Deferred Pension Outflows	\$1,691,330	\$2,441,687
Unfunded OPEB Liability	\$140,200	\$121,850
	\$34,082,298	\$40,187,684
Liabilities		
A/P & Accrued Expenses	\$140,154	\$82,975
Accrued Salaries & Wages	\$0	(\$44)
Accrued Interest Payable	\$15,900	\$48,483
Customer Deposits	\$77,210	\$307,610
Interfund Loans	\$888,040	\$888,040
LT Liabilities Due in 1 Yr	\$2,135,280	\$5,913,838
Unearned Revenue	\$54,507	\$78,845
Long-term Liabilities	\$8,633,147	\$6,368,360
Deferred Pension Inflows	\$116,480	\$1,263,330
	\$12,060,718	\$14,951,436
Fund Balance		
Investment in Capital Assets	\$17,684,486	\$20,391,522
Unrestricted Net Position	\$2,934,498	\$2,826,213
	\$20,618,984	\$23,217,735
Total Liabilities and Fund Balance:	\$32,679,702	\$38,169,171
Total Retained Earnings:	\$1,402,597	\$2,018,513
Total Fund Balance and Retained Earnings:	\$22,021,581	\$25,236,248
Total Liabilities, Fund Balance, and Retained Earnings:	\$34,082,299	\$40,187,684

Scotts Valley Water District
AP Check Register
November 2022

Vendor Name	Check Date	Check No.	Check Amount	Description
ACWA	11/10/2022	31469	\$ 9,470.00	FY2024 Prepaid ACWA Dues
ACWA	11/10/2022	31469	\$ 9,470.00	FY2023 Annual ACWA Dues
ACWA/JPIA	11/10/2022	31470	\$ 41,692.50	Auto & General Liability Insurance - 10/1/2023 - 6/30/2023
ACWA/JPIA	11/10/2022	31470	\$ 13,897.50	Auto & General Liability Insurance - 7/1/2023 - 9/30/2023
ACWA/JPIA	11/23/2022	31529	\$ 36,189.74	EE & Retiree Benefits - Dec 2022
AFLAC	11/23/2022	31530	\$ 222.72	EE Self-Funded Supplemental Benefits - Sep 2022
AFLAC	11/23/2022	31530	\$ 222.72	EE Self-Funded Supplemental Benefits - Oct 2022
AFSCME COUNCIL 57	11/10/2022	31471	\$ 905.64	Union Dues - Sep 2022
AFSCME COUNCIL 57	11/10/2022	31471	\$ 937.11	Union Dues - Oct 2022
AFSCME COUNCIL 57	11/23/2022	31531	\$ 917.85	Union Dues - November 2022
AIRTEC SERVICE	11/23/2022	31532	\$ 623.00	HVAC Periodic Maint
ALLQUIP UNIVERSAL	11/10/2022	31472	\$ 69.43	Truck #29 - Replacement Tank Lids
AQUATIC INFORMATICS INC.	11/23/2022	31533	\$ 1,808.33	Water Trax Software License Renewal (FY2023)
AQUATIC INFORMATICS INC.	11/23/2022	31533	\$ 1,291.67	Water Trax Software License Renewal (Prepaid FY2024)
ARMSTRONG AKIRAH BRADLEY	11/23/2022	31534	\$ 1,071.50	Customer Rebates - Special Lawn Replacement
BADGER METER	11/10/2022	31473	\$ 702.22	Meters - Qty: 4
BADGER METER	11/10/2022	31473	\$ 4,051.73	Cell Charge for PW/RW Meter Reads
BADGER METER	11/10/2022	31473	\$ 90.78	Cell Charge for PW/RW Meter Reads
BADGER METER	11/10/2022	31473	\$ 9,661.62	Meters - Qty: 65
BADGER METER	11/23/2022	31535	\$ 928.81	Meters - Qty: 1
BADGER METER	11/23/2022	31535	\$ 309.13	Meter Mounting Brackets
BAINBRIDGE ALAN	11/23/2022	31536	\$ 353.75	2022 AWWA Conference - Mileage / Per Diem - Bainbridge
BATTERIES PLUS BULBS #314	11/23/2022	31537	\$ 15.18	Batteries for El Pueblo Weather Station
BATTERIES PLUS BULBS #314	11/23/2022	31537	\$ 27.58	Headlamp
BAY AREA TRAFIC SOLUTIONS INC.	11/10/2022	31474	\$ 7,350.00	Traffic Control - Main Repair @ Green Valley Rd
BEATTON RHETT	11/23/2022	31538	\$ 353.75	2022 AWWA Conference - Mileage / Per Diem - Beatton
BOYNTON FENCE	11/10/2022	31475	\$ 4,150.00	Janis Way Main Break - Fence Repair
BRASS KEY LOCKSMITH	11/23/2022	31539	\$ 32.85	Keys
BRASS KEY LOCKSMITH	11/23/2022	31539	\$ 114.48	Padlocks
BRENNTAG PACIFIC INC	11/23/2022	31540	\$ 10,164.43	Water Treatment Chemicals
BUSINESS WITH PLEASURE	11/10/2022	31477	\$ 46.64	Project Notification Sign
CALIFORNIA MUNICIPAL STATISTICS INC	11/10/2022	31478	\$ 580.00	Statistical Data for FY2022 Audit
CENTRAL HOME SUPPLY	11/10/2022	31479	\$ 126.18	Tools - Shovels; Crayons
CIMERA JOANNE	11/23/2022	31541	\$ 7.00	Refund Check 005532-000 315 SHERMAN DR
CITY OF SCOTTS VALLEY	11/10/2022	31481	\$ 2.84	Special Tax Charges 2022-23 APN: 022-451-14
CITY OF SCOTTS VALLEY	11/10/2022	31481	\$ 1.58	Special Tax Charges 2022-23 APN: 022-451-07
CITY OF SCOTTS VALLEY	11/10/2022	31480	\$ 360.00	Bacti Samples - Sep 2022
CIVIL CONSULTANTS GROUP INC	11/10/2022	31482	\$ 515.00	General Engineering Services
CIVIL CONSULTANTS GROUP INC	11/10/2022	31482	\$ 2,000.00	Well 3B Replacement - Specs
CIVIL CONSULTANTS GROUP INC	11/23/2022	31542	\$ 515.00	General Engineering Services - October 2022
CONTRACTOR COMPLIANCE & MONITORING	11/10/2022	31483	\$ 75.00	PW Main Replacement - Labor Compliance Service
COUNTY OF SANTA CRUZ	11/10/2022	31484	\$ 661.76	Landfill Fees - Oct 2022
COUNTY OF SANTA CRUZ	11/10/2022	31485	\$ 1,903.00	Health Permit - El Pueblo
COUNTY OF SANTA CRUZ	11/10/2022	31485	\$ 888.00	Health Permit - Well 10
COUNTY OF SANTA CRUZ	11/10/2022	31485	\$ 888.00	Health Permit - Well 9
COUNTY OF SANTA CRUZ	11/10/2022	31485	\$ 1,460.00	Health Permit - ORWTP
DASSELS PETROLEUM	11/10/2022	31486	\$ 1,733.60	Vehicle Fuel - Oct 2022
DHRUV CHIRAYUSH	11/10/2022	31487	\$ 50.00	Customer Rebates - PRV Replacement
DON CHAPIN COMPANY	11/10/2022	31488	\$ 27,865.00	Main Repair - Janis Way
ERGOVERA	11/23/2022	31543	\$ 537.00	Ergonomic Evaluations - Gillespie; McNair
ESPINOLA JOSEPH	11/23/2022	31544	\$ 1,152.00	Customer Rebates - Special Lawn / Turf Rebate
EUROFINS EATON ANALYTICAL	11/23/2022	31545	\$ 1,885.00	Lab Testing for Water Quality
EXCEEDIO	11/10/2022	31490	\$ 549.60	Project - Transer Ownership of SMGWA.ORG from SLVWD to SVWD
EXCEEDIO	11/10/2022	31490	\$ 238.16	Surface Pro Keyboard
EXCEEDIO	11/10/2022	31490	\$ 5,967.50	Monthly Managed Services: HaaS/SaaS/ITaaS - Oct 2022
EXCEEDIO	11/10/2022	31490	\$ 120.00	Setup HP Printer in Yard Lab
EXCEEDIO	11/10/2022	31490	\$ 1,390.80	Monthly Managed Services: SCADA - Oct 2022
EXCEEDIO	11/10/2022	31490	\$ 62.01	Cables for Office Setup
EXCEEDIO	11/10/2022	31490	\$ 14.27	Power Cable - Printer in Yard Lab
EXCEEDIO	11/10/2022	31490	\$ 1,642.00	IT Services - Expanding Wiring in Upstairs Rooms - 2 Civic
EXCEEDIO	11/10/2022	31490	\$ 23.05	Cables for Office Setup
EXCEEDIO	11/23/2022	31546	\$ 140.85	Computer Memory Upgrade
EXCEEDIO	11/23/2022	31546	\$ 1,398.55	Monthly Managed Services: SCADA - Dec 2022
EXCEEDIO	11/23/2022	31546	\$ 6,010.50	Monthly Managed Services: HaaS/SaaS/ITaaS - Dec 2022
FASTENAL COMPANY	11/10/2022	31491	\$ 300.61	Reciprocating Saw
FASTENAL COMPANY	11/10/2022	31491	\$ 130.94	Tools - Nuts; Bolts; Gloves
FASTRAK INVOICE PROCESSING DEPT	11/23/2022	31547	\$ 7.00	2022 AWWA Conference - Ground Transportation
FLORES CARLOS	11/10/2022	31492	\$ 60.00	Employee Reimbursement - T2 Cert Renewal
FLORES CARLOS	11/10/2022	31492	\$ 60.00	Employee Reimbursement - D2 Cert Renewal
GODWIN ROBIN	11/23/2022	31548	\$ 207.29	Refund Check 014026-000 324 OAK CREEK BLVD
GRAINGER	11/10/2022	31493	\$ 277.12	Eyewash Station
GRAINGER	11/10/2022	31493	\$ 4.97	Hacienda PS Improvements - Patch Cord
GRAINGER	11/10/2022	31493	\$ 929.57	Hacienda PS Improvements - Power Supply; Surge Protector

AP Check Register cont.

November 2022

Vendor Name	Check Date	Check No.	Check Amount	Description
GRAINGER	11/10/2022	31493	\$ 92.12	Hacienda PS Improvements - Pressure Switches
GRAINGER	11/10/2022	31493	\$ 283.17	Lighting Equipment
GRAINGER	11/10/2022	31493	\$ 155.22	Backup Power Supply
GRAINGER	11/10/2022	31493	\$ 367.54	Lighting Equipment
GRAINGER	11/23/2022	31549	\$ 918.84	ORWTP - Replacement Backflow Device for Pre-GAC Analyzer
GRANITE CONSTRUCTION CO	11/10/2022	31494	\$ 196.43	Agg Base
GRANITE ROCK COMPANY	11/10/2022	31495	\$ 133.68	Utility Trench Sand
GRANITE ROCK COMPANY	11/23/2022	31550	\$ 388.81	Utility Trench Sand
GREEN WASTE RECOVERY INC	11/10/2022	31496	\$ 400.19	Monthly Trash Service - El Pueblo
HARRINGTON INDUSTRIAL PLASTICS LLC	11/10/2022	31497	\$ 84.29	Bethany Tank - PVC Fittings
HARRINGTON INDUSTRIAL PLASTICS LLC	11/10/2022	31497	\$ 46.94	Bethany Tank - PVC Fittings
HEALTH EQUITY INC	11/10/2022	31498	\$ 38.35	HSA Admin Fees
ICONIX WATERWORKS (US) INC	11/10/2022	31499	\$ 267.75	Valve
ICONIX WATERWORKS (US) INC	11/10/2022	31499	\$ 12,556.82	Hacienda PS Improvements - Pipe Fittings
ICONIX WATERWORKS (US) INC	11/10/2022	31499	\$ 179.74	Brass Fittings
ICONIX WATERWORKS (US) INC	11/10/2022	31499	\$ 371.70	Valve
ICONIX WATERWORKS (US) INC	11/10/2022	31499	\$ 92.17	Adapter
ICONIX WATERWORKS (US) INC	11/10/2022	31499	\$ 646.59	Valve
ICONIX WATERWORKS (US) INC	11/10/2022	31499	\$ 1,499.69	Hacienda PS Improvements - Valve
ICONIX WATERWORKS (US) INC	11/10/2022	31499	\$ 82.38	Valve
ICONIX WATERWORKS (US) INC	11/23/2022	31551	\$ 164.10	Fittings
ICONIX WATERWORKS (US) INC	11/10/2022	31499	\$ 3,303.20	Brass Fittings
ICONIX WATERWORKS (US) INC	11/10/2022	31499	\$ 768.96	Brass Fittings
ICONIX WATERWORKS (US) INC	11/10/2022	31499	\$ 368.68	Valves
ICONIX WATERWORKS (US) INC	11/10/2022	31499	\$ 71.33	PVC Fittings
ICONIX WATERWORKS (US) INC	11/10/2022	31499	\$ 1,851.81	Valves; Fittings
ICONIX WATERWORKS (US) INC	11/10/2022	31499	\$ 102.66	Alum Oxide Abrasive Cloth
INDEPENDENT ELECTRIC SUPPLY	11/10/2022	31500	\$ 1,006.70	Hacienda PS Improvements - Wire
INDEPENDENT ELECTRIC SUPPLY	11/10/2022	31500	\$ 64.96	Hacienda PS Improvements - Coupling
INDEPENDENT ELECTRIC SUPPLY	11/10/2022	31500	\$ 158.89	Hacienda PS Improvements - Wire
INFOSEND	11/10/2022	31501	\$ 40.13	PW/RW UB Statement Mailing
INFOSEND	11/10/2022	31501	\$ 1,698.69	PW/RW UB Statement Mailing
INFOSEND	11/23/2022	31552	\$ 1,841.37	PW/RW UB Billing Statements - Oct 2022
INFOSEND	11/23/2022	31552	\$ 567.00	UB Billing Inserts - Oct 2022
INFOSEND	11/23/2022	31552	\$ 14.81	PW/RW UB Billing Statements - Oct 2022
IN-SITU INC	11/10/2022	31502	\$ 780.88	ENG Supplies - Water Level Logger
INTEGRITY AUTOMOTIVE	11/23/2022	31553	\$ 94.50	Truck 12 - Smog Check
INTEGRITY AUTOMOTIVE	11/23/2022	31553	\$ 94.50	Truck 13 - Smog Check
JACKSON LANDSCAPE	11/10/2022	31503	\$ 325.00	Landscape Maint - 2 Civic Ctr - Oct 2022
KBA DOCUMENT SOLUTIONS LLC	11/10/2022	31504	\$ 33.45	Copier Maint
KENNEDY/JENKS CONSULTANTS	11/10/2022	31505	\$ 3,237.50	On-Call Engineering Support
KNUDSEN DOUG	11/23/2022	31554	\$ 144.28	Refund Check 010147-000 99 MT HERMON RD
LAUNCH BRIGADE	11/10/2022	31506	\$ 175.00	Website Maint
LAW OFFICE OF ROBERT E BOSSO	11/23/2022	31555	\$ 3,500.00	Legal Counsel Services - October 2022
LEVONIAN MARK	11/23/2022	31556	\$ 45.22	Refund Check 013954-000 111 BEAN CREEK RD #139
MILLER MAXFIELD INC	11/23/2022	31557	\$ 3,413.75	Communication & Public Outreach Services - October 2022
MISCOWATER	11/10/2022	31507	\$ 677.98	Retrofit Kit
MISSION UNIFORM SERVICE	11/10/2022	31508	\$ 783.04	Uniform Laundering / Rental Svc - October 2022
MONTGOMERY & ASSOCIATES INC	11/10/2022	31509	\$ 1,025.00	Well 3B Replacement - Permitting Support
MONTGOMERY & ASSOCIATES INC	11/10/2022	31509	\$ 113.00	Well 11 Destruction - Project Management
MONTGOMERY & ASSOCIATES INC	11/10/2022	31509	\$ 1,602.50	Task 3: SGMA Support
MONTGOMERY & ASSOCIATES INC	11/23/2022	31558	\$ 56.50	Well 11 Destruction - Project Management
MONTGOMERY & ASSOCIATES INC	11/23/2022	31558	\$ 5,310.00	Task 3: SGMA Support
MONTGOMERY & ASSOCIATES INC	11/23/2022	31558	\$ 1,882.50	Well 3B - Project Management Permitting Support
NATIONWIDE RETIREMENT SOLUTIONS	11/10/2022	31510	\$ 2,704.18	IRS 457 Plan - Payroll Date 10/21/2022
NATIONWIDE RETIREMENT SOLUTIONS	11/10/2022	31510	\$ 2,704.18	IRS 457 Plan - Payroll Date 11/4/2022
NATIONWIDE RETIREMENT SOLUTIONS	11/23/2022	31559	\$ 2,679.18	IRS 457 Plan - Payroll Date 11/18/2022
NIGRO & NIGRO	11/23/2022	31560	\$ 7,500.00	FY 2022 Audit Services
OLIVE SPRINGS QUARRY	11/10/2022	31511		Main Maint - Asphalt
OLIVE SPRINGS QUARRY	11/10/2022	31511	\$ 273.30	Main Maint - Asphalt
O'REILLY AUTOMOTIVE INC	11/10/2022	31512	\$ 74.37	Tools - Socket Wrenches
PACIFIC GAS & ELECTRIC	11/10/2022	31513	\$ 11.14	Electricity - Skypark - Oct 2022
PACIFIC GAS & ELECTRIC	11/10/2022	31513	\$ 1,146.84	Electricity - 2 Civic Ctr
PACIFIC GAS & ELECTRIC	11/10/2022	31513	\$ 146.52	RW Electricity - Oct 2022
PACIFIC GAS & ELECTRIC	11/10/2022	31513	\$ 40,415.29	PW Electricity - Oct 2022
PACIFIC GAS & ELECTRIC	11/23/2022	31561	\$ 1,394.86	Electricity - 2 Civic Ctr - Nov 2022
PACIFIC GAS & ELECTRIC	11/23/2022	31561	\$ 235.16	RW Electricity - Nov 2022
PACIFIC GAS & ELECTRIC	11/23/2022	31561	\$ 33,527.40	PW Electricity - Nov 2022
PALACE BUSINESS SOLUTIONS	11/23/2022	31562	\$ 385.19	Office Supplies - Calendars
PALACE BUSINESS SOLUTIONS	11/23/2022	31562	\$ 169.39	OPS Office Supplies - Pens; Tape; Coffee
PARK JEFF	11/23/2022	31563	\$ 100.00	Customer Rebates - Smart Irrigation Controller
PERRI CHRISTOPHER	11/10/2022	31514	\$ 332.12	Reimbursement for Employee Recognition event
PETERSON POWER SYSTEMS INC	11/23/2022	31564	\$ 3,741.90	Generator Maint - ORWTP
RED WING BUSINESS ADVANTAGE ACCOUNT	11/23/2022	31565	\$ 821.74	Work Boots - Albert; Flores; Ritchie

AP Check Register cont.

November 2022

Vendor Name	Check Date	Check No.	Check Amount	Description
REGIONAL WATER MGMNT FOUNDATION	11/23/2022	31566	\$ 6,047.78	New Lompico Formation Prod Well - Grant Admin - 6/22/22-9/30/22
SANTA CRUZ COUNTY PARKS DEPARTMENT	11/23/2022	31567	\$ 8.50	County Parks Parcel Tax - Parcel #07033102
SANTA CRUZ COUNTY TAX COLLECTOR	11/10/2022	31515	\$ 268.36	FY 2023 Property Tax - Parcel #09512114
SANTA CRUZ COUNTY TAX COLLECTOR	11/10/2022	31515	\$ 654.20	FY 2023 Property Tax - Parcel #09712112
SANTA CRUZ RECORDS MANAGEMENT	11/10/2022	31516	\$ 50.00	Document Destruction
SCARBOROUGH LUMBER & BUILDING SUPPLY	11/10/2022	31517	\$ 71.99	Lumber for Dump Truck Sideboards
SCARBOROUGH LUMBER & BUILDING SUPPLY	11/10/2022	31517	\$ 209.07	Bethany Tank - Hose Hose Repair Fence
SCARBOROUGH LUMBER & BUILDING SUPPLY	11/10/2022	31517	\$ 32.01	OPS Supplies - Duct Tape Towels
SCARBOROUGH LUMBER & BUILDING SUPPLY	11/10/2022	31517	\$ 103.25	Bethany Tank - Fencing Supplies Camera Batteries
SCARBOROUGH LUMBER & BUILDING SUPPLY	11/10/2022	31517	\$ 289.98	Concrete Lumber Pipestraps
SCARBOROUGH LUMBER & BUILDING SUPPLY	11/10/2022	31517	\$ 68.32	Batteries Power Strip
SCARBOROUGH LUMBER & BUILDING SUPPLY	11/10/2022	31517	\$ 17.70	Paper Towels Air Freshener
SCOTTS VALLEY SPRINKLER	11/23/2022	31568	\$ 142.68	Well 11B - Flush Line Repair
STEVE SMITH/LYNN BRIDGES	11/10/2022	31518	\$ 3,850.00	Customer Rebates - Special Lawn Rebate
STEVENS JOHN	11/10/2022	31519	\$ 91.18	Customer Rebates - Smart Irrigation Controller
STEVENSON LANDSCAPING	11/10/2022	31520	\$ 500.00	Janis Way Main Break - Install Erosion Control Netting
STEVENSON LANDSCAPING	11/10/2022	31520	\$ 750.00	Landscaping @ Misc Locations - Oct 2022
SWRCB-DWOC	11/10/2022	31521	\$ 155.00	D5 Cert Renewal - Rivera
SYCAL ENGINEERING INC	11/10/2022	31522	\$ 837.50	Engineering for SCADA
SYCAL ENGINEERING INC	11/10/2022	31522	\$ 464.39	Hacienda PS Improvements - Materials
SYCAL ENGINEERING INC	11/23/2022	31569	\$ 10,788.77	Engineering for SCADA
THE HOSE SHOP	11/23/2022	31570	\$ 134.32	Lay Flat Discharge Hose / Fittings
THE HOSE SHOP	11/23/2022	31570	\$ 161.36	Vactor Truck Spray Nozzle
THE NEW YORK BLOWER CO	11/23/2022	31571	\$ 2,173.05	Replcement Parts for ORWTP Blower
THE PRINT GALLERY	11/10/2022	31523	\$ 234.68	Reissue Check #31167 - Event Supplies - TShirts
THOMAS MICHELLE	11/23/2022	31572	\$ 853.00	Customer Rebates - Special Lawn / Turf Rebate
U.S. BANK EQUIPMENT FINANCE	11/23/2022	31573	\$ 372.14	Copier Lease - Nov 2022
UNITED SITE SERVICES	11/10/2022	31524	\$ 251.71	Portable Toilet Rental - RW Fill Station - Oct 2022
UNITED SITE SERVICES	11/10/2022	31524	\$ 297.40	Portable Toilet Rental - ORWTP - Oct 2022
UNITED SITE SERVICES	11/10/2022	31524	\$ 322.01	Portable Toilet Rental - Well 10
UNITED SITE SERVICES	11/23/2022	31574	\$ 297.40	Portable Toilet Rental - ORWTP - Nov 2022
UNIVERSAL BUILDING SERVICES	11/10/2022	31525	\$ 432.00	Janitorial Svc - El Pueblo - Oct 2022
UNIVERSAL BUILDING SERVICES	11/10/2022	31525	\$ 206.67	Bathroom Supplies
UNIVERSAL BUILDING SERVICES	11/10/2022	31525	\$ 532.00	Janitorial Service - 2 Civic Center - October 2022
UNIVERSAL BUILDING SERVICES	11/23/2022	31575	\$ 1,677.00	Window / Carpet Cleaning - 2 Civic Ctr
UNIVERSAL BUILDING SERVICES	11/23/2022	31575	\$ 1,315.08	Bathroom Supplies - 2 Civic Ctr
USABUEBOOK	11/10/2022	31526	\$ 87.08	Nalgene Wash Bottles
USABUEBOOK	11/10/2022	31526	\$ 229.13	Deionized Water
USABUEBOOK	11/10/2022	31526	\$ 91.54	Bethany Tank - Vertical Rule
WATERSYSTEMS CLEANING	11/10/2022	31527	\$ 6,350.00	Odor Scrubber Maint - Well 10
WAYNE ARMSTRONG TRUCK SERVICES	11/23/2022	31576	\$ 960.00	Truck 11 - Repair Oil Leak
WHITLOW CONCRETE	11/10/2022	31528	\$ 3,800.00	552 Bean Creek Rd #56 - Remove / Replace Concrete

\$ 418,544.73 \$

Wire / ACH Payments

November 2022

Vendor Name	Trans Date	Check No.	Trans Amount	Description
ADP	11/4/2022	n/a	\$ 230.40	ADP Workforce Now HR Fees - Oct 2022
ADP	11/4/2022	n/a	\$ 201.55	ADP Time & Attendance Fees - Oct 2022
ADP	11/4/2022	n/a	\$ 429.20	ADP PW40, PW42 Fees
BlueFin	11/2/2022	n/a	\$ 77.21	Bluefin Civic PayPad Fees - Oct 2022
CalPERS	11/4/2022	n/a	\$ 14,620.92	CalPERS Unfunded Liability Payment - Nov 2022
CalPERS	11/4/2022	n/a	\$ 13,799.05	CalPERS Retirement PW 44
CalPERS	11/17/2023	n/a	\$ 13,545.96	CalPERS Retirement PW 46
Wells Fargo CC	11/23/2022	n/a	\$ 10,331.38	WFB CC Payment - Oct 2022

\$ 53,235.67

WFB Credit Card Payment

November 2022

Vendor Name	Trans Date	Check No.	Trans Amount	Description
ACWA	10/21/2022		\$ 620.00	ACWA Fall 2022 Conference Registration
Alaska Airlines	10/23/2022		\$ 177.21	ACWA Fall 2022 Conference - Airfare - McNair
Amazon	10/27/2022		\$ 31.58	Wireless Mouse
Amazon	10/13/2022		\$ (24.01)	Returns - Cookie Boxes
Amazon	10/13/2022		\$ (24.01)	Returns - Cookie Boxes
Amazon	10/6/2022		\$ 16.45	Monthly Prime Membership Fee
AT&T	10/13/2022		\$ 480.92	SCADA Auto Dialer Modem / Alarm - Oct 2022
AT&T	10/9/2022		\$ 33.97	AT&T Circuits - Oct 2022
AT&T	10/4/2022		\$ 85.60	Backup Internet - 2 Civic Center
AT&T	10/4/2022		\$ 69.55	Backup Internet - El Pueblo
AWWA	10/9/2022		\$ 130.00	Books
Bestbuy.com	10/26/2022		\$ 9.87	Display Adapter Cord

WFB Credit Card Payment cont.

November 2022

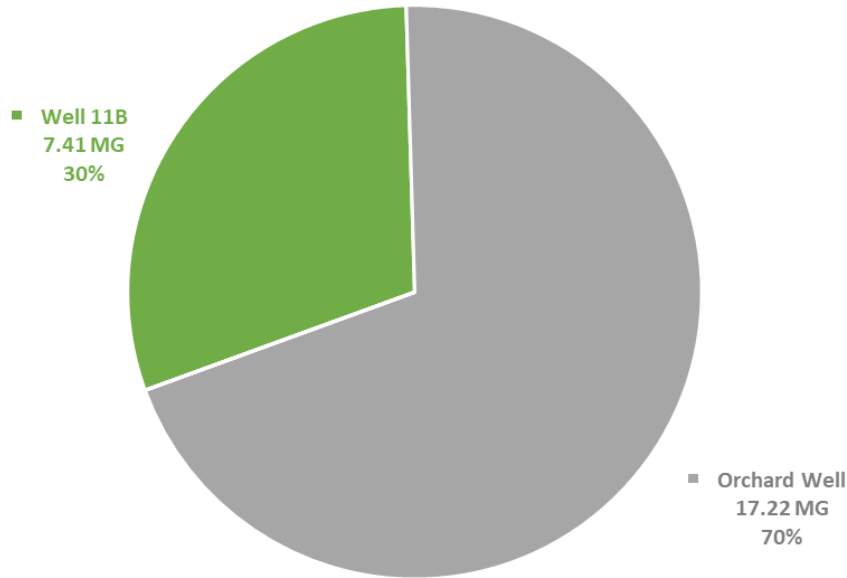
Vendor Name	Trans Date	Check No.	Trans Amount	Description
-------------	------------	-----------	--------------	-------------

Comcast	10/23/2022	\$	435.80	Internet - El Pueblo
Comcast	10/6/2022	\$	435.80	Internet - 2 Civic Center
Davis Instruments	10/11/2022	\$	220.00	Renew Service Plan for El Pueblo Weather Station
EGiftRegifter.com	10/9/2022	\$	105.95	Employee Recognition - Finch
EvoGov, Inc	10/23/2022	\$	75.00	Website Hosting & Maintenance
Expedia.com	10/21/2022	\$	366.36	ACWA Fall Conference - Lodging - McNair
Expedia.com	10/21/2022	\$	329.70	ACWA Fall Conference - Flight / Rental Car - McNair
Expedia.com	10/21/2022	\$	146.10	ACWA Fall Conference - Lodging - McNair
Fault Line Brewing	10/25/2022	\$	100.00	Employee Recognition - Perri
Hyatt Regency - Sacramento, CA	10/28/2022	\$	873.27	AWWA Conference - Lodging - Beatton
Hyatt Regency, Cacamento, CA	10/28/2022	\$	798.27	AWWA Conference - Lodging - Bainbridge
Hyatt Regency, San Francisco, CA	10/13/2022	\$	(324.34)	Lodging - Cancelled
Icon Cloud Solutions	11/3/2022	\$	342.49	Phone Service - 2 Civic Ctr - Oct 2022
Icon Cloud Solutions	11/3/2022	\$	120.33	Phone Service - El Pueblo - Oct 2022
Icon Cloud Solutions	10/4/2022	\$	344.85	Phone Service - 2 Civic Ctr - Sep 2022
Icon Cloud Solutions	10/4/2022	\$	120.80	Phone Service - El Pueblo - Sep 2022
Instantcard.net	11/2/2022	\$	250.00	Employee ID Cards
Mail Chimp	10/4/2022	\$	69.99	Monthly MailChimp Service
Marriott - Monterey, CA	10/9/2022	\$	361.65	ACWA Region 5 Conference - Lodging - McNair
Nob Hill - Scotts Valley, CA	10/21/2022	\$	6.57	Employee Lunch & Learn Training - Open Enrollment
Planet Orange	10/14/2022	\$	104.00	Pest Control - 2 Civic Center
Planet Orange	10/14/2022	\$	69.00	Pest Control - El Pueblo
Press Banner	10/9/2022	\$	293.00	Monthly Advertising
Rotten Robbie - Santa Cruz, CA	10/23/2022	\$	7.64	Water Networking Event
Safeway - Aptos, CA	10/20/2022	\$	50.41	Employee Lunch & Learn Training - Open Enrollment
Santa Cruz Sentinel	11/1/2022	\$	12.00	Monthly Subscription
The Farm Bakery - Aptos, CA	10/16/2022	\$	69.00	Employee Party
Times Publishing Group	10/7/2022	\$	178.50	Monthly Advertising
Trader Joes - Capitola, CA	10/20/2022	\$	20.51	Employee Lunch & Learn Training - Open Enrollment
Traffix Devices	10/26/2022	\$	(1,121.08)	Traffic Control Signs - Returned
Traffix Devices	10/26/2022	\$	983.73	Traffic Control Signs
Traffix Devices	10/21/2022	\$	1,121.08	Traffic Control Signs
UPS Store - Scotts Valley, CA	11/3/2022	\$	68.09	ORWTP - Return High Pressure Hypo Pump for Rebuild
UPS Store - Scotts Valley, CA	10/14/2022	\$	429.40	OPS Shipping - Meter Endpoints - No Receipt
US Plastic Corp	10/28/2022	\$	283.56	Bethany Tank Rehab - Vent Screen
Venmo - Karla Oliveira	10/23/2022	\$	185.40	Go With the Flow Water Networking Event
Verizon	11/2/2022	\$	321.54	Cell Phones / Tablets
Wells Fargo Bank	10/28/2022	\$	222.69	Finance Charge
Wells Fargo Bank	10/28/2022	\$	75.00	Late Charge
Zoccoli's Deli - Santa Cruz, CA	10/20/2022	\$	132.19	Employee Lunch & Learn Training - Open Enrollment
Zoom	10/26/2022	\$	40.00	Zoom Cloud Recording Fee

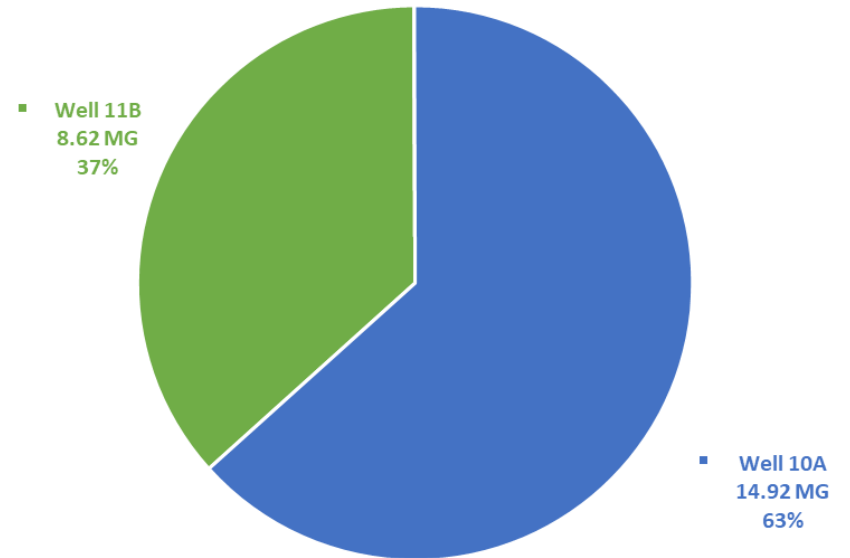
\$ 10,331.38

Well Production

November 2022



December 2022

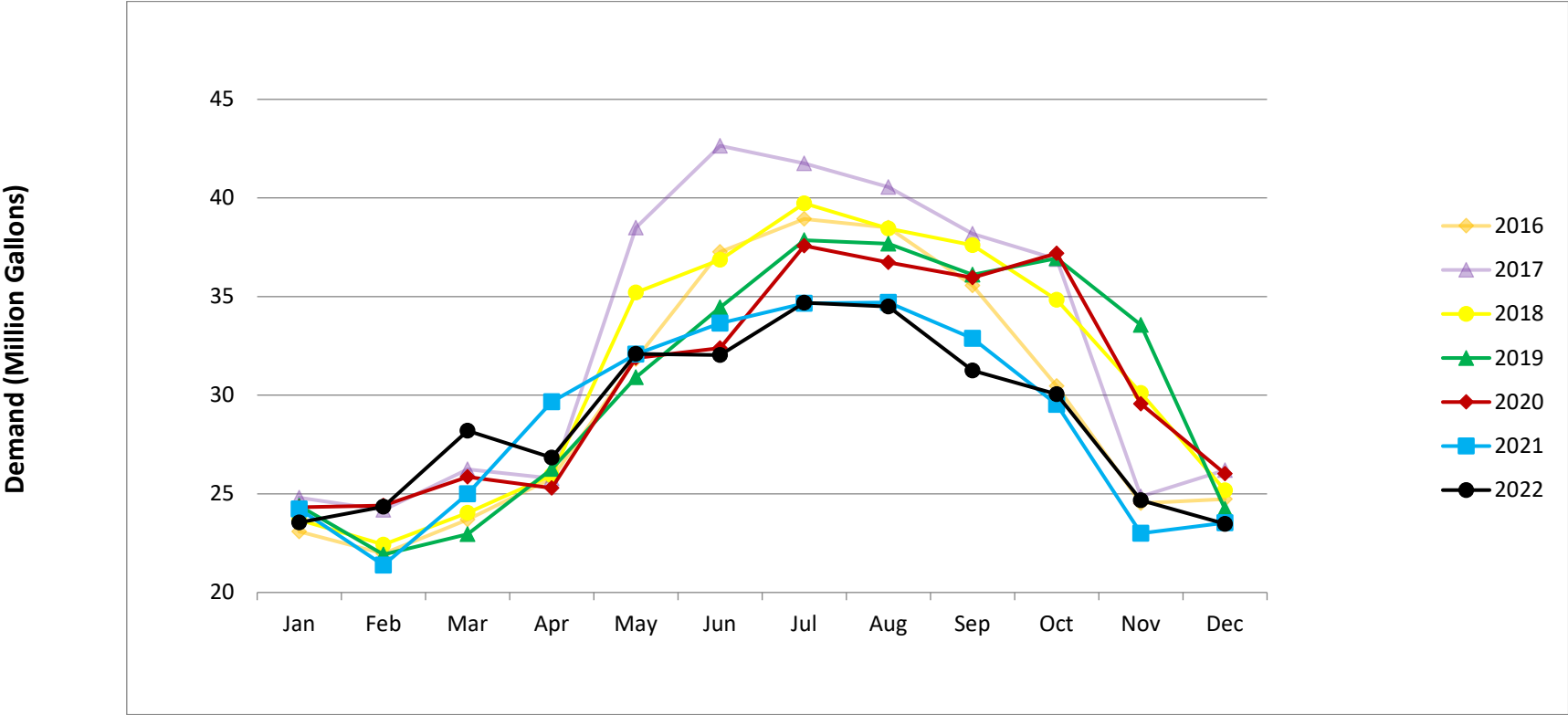


Total Production (Million Gallons)

November 2022	24.63 MG	22.35 % decrease from October
December 2022	23.54 MG	4.64 % decrease from November

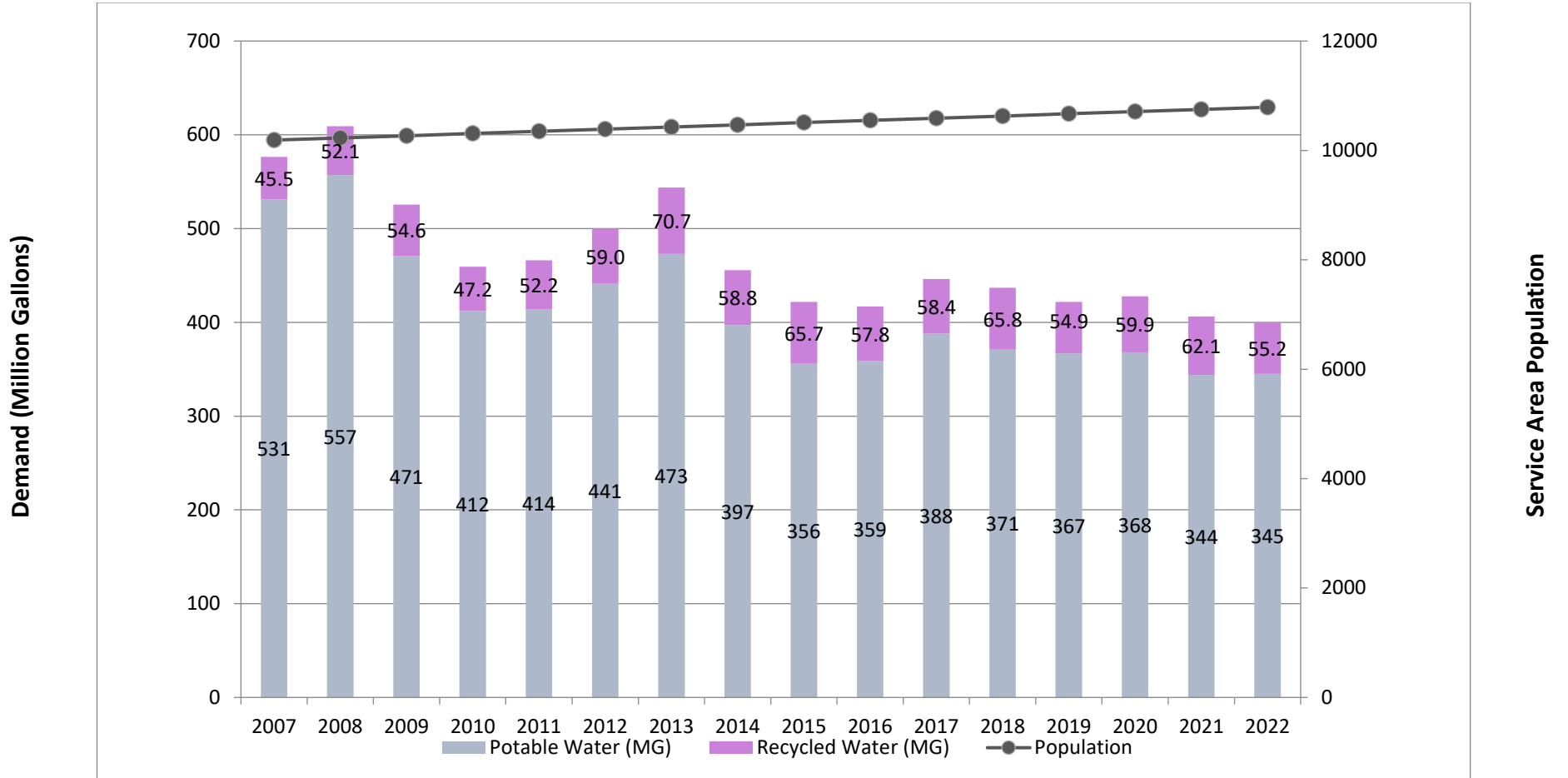
Production is Water Pumped +/- Water used for Well Maintenance Activities

Potable Water Demand



Demand is Production +/- Change in Storage

Potable and Recycled Water Demand vs. Population



Demand is Production +/- the Change in Storage

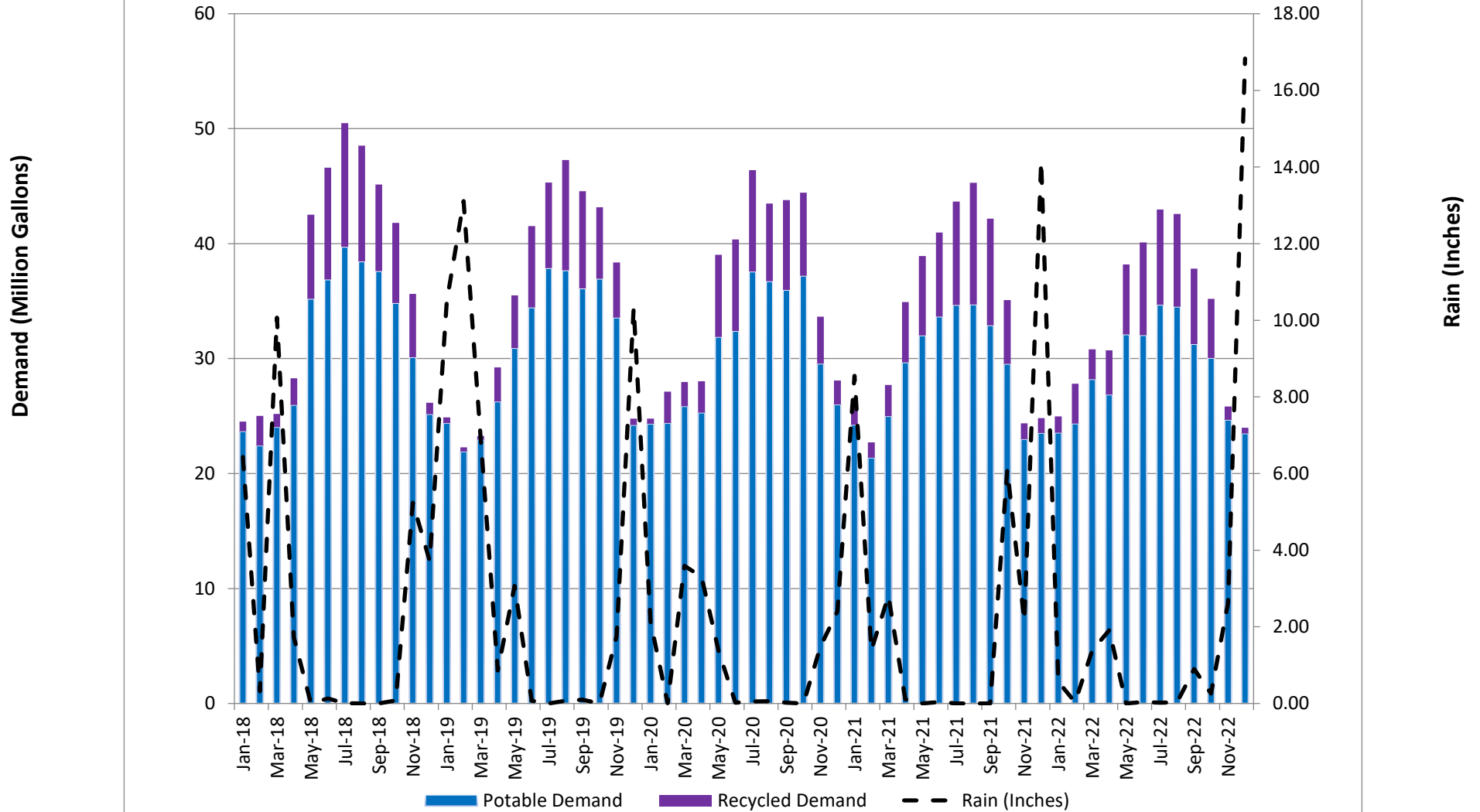
Potable and Recycled Water Demand

Potable												
	2012	2013	2014	2015	2016	2017	2018	2019	2020	2021	2022	Average
Jan.	31,165,560	27,764,580	33,252,872	24,822,615	23,085,736	24,789,618	23,674,051	24,378,894	24,319,853	24,231,996	23,549,899	25,912,334
Feb.	26,813,840	26,124,132	24,779,862	23,217,640	21,968,896	23,490,314	22,427,754	21,923,206	24,323,667	21,387,258	24,348,603	23,709,561
March	29,752,014	31,559,240	27,946,154	30,953,420	23,910,892	25,837,232	24,042,754	22,954,225	25,855,924	24,995,557	28,195,901	26,909,392
April	29,234,622	35,621,370	28,875,831	29,909,260	28,400,861	25,477,561	25,992,670	26,027,391	25,297,107	29,671,141	26,838,945	28,304,251
May	43,581,989	49,525,756	38,675,936	30,478,823	31,995,591	38,043,826	33,751,004	30,912,986	31,885,131	32,077,872	32,099,180	35,729,827
June	46,553,850	47,432,970	39,525,236	32,726,825	36,842,416	42,310,983	36,786,677	34,451,155	32,393,746	33,647,606	32,036,135	37,700,691
July	48,634,940	49,192,762	41,957,386	34,544,613	38,892,200	41,757,891	39,648,922	37,857,926	38,411,455	34,662,207	34,689,147	40,022,677
Aug.	48,939,190	50,820,800	41,020,790	35,765,167	38,541,952	39,982,246	38,720,060	37,666,598	36,637,898	34,701,240	34,501,423	39,754,306
Sept.	42,936,210	45,489,360	36,533,116	33,498,030	35,653,167	38,190,535	35,202,216	36,106,611	35,968,389	32,885,092	31,253,961	36,701,517
Oct.	37,982,466	42,248,672	34,840,142	32,589,534	30,517,556	36,888,905	34,746,760	36,940,853	37,193,525	29,533,005	30,045,717	34,866,103
Nov.	28,714,236	34,868,300	25,524,197	24,110,286	24,388,656	24,864,436	30,389,575	33,566,905	29,565,349	23,000,320	24,666,665	27,605,357
Dec.	26,428,050	32,013,140	24,261,522	23,866,862	24,379,124	26,194,926	25,160,789	24,225,007	26,013,773	23,538,533	23,479,712	25,414,676
Total	440,736,967	472,661,082	397,193,044	356,483,075	358,577,047	387,828,472	370,543,233	367,011,756	367,865,818	344,331,827	345,705,288	386,323,232

Recycled												
	2012	2013	2014	2015	2016	2017	2018	2019	2020	2021	2022	Average
Jan.	2,139,000	620,000	3,019,613	635,420	862,984	156,267	838,172	493,100	450,147	1,560,234	1,416,939	1,108,352
Feb.	2,352,000	2,268,000	1,248,862	1,545,957	1,813,868	94,521	2,589,717	366,055	2,714,767	1,331,033	3,460,316	1,798,645
March	1,054,000	2,723,665	1,579,882	4,231,231	972,360	544,666	1,141,831	322,464	2,109,739	2,709,295	2,600,242	1,817,216
April	1,470,000	5,436,705	4,163,175	4,720,887	4,381,911	713,802	2,333,176	2,969,672	2,737,245	5,249,782	3,856,106	3,457,496
May	7,843,000	9,248,455	8,409,175	6,686,359	6,909,436	7,908,386	7,306,666	4,584,239	7,142,605	6,914,742	6,081,095	7,184,923
June	9,420,000	9,801,903	9,135,056	7,488,534	9,639,221	8,940,094	9,739,276	7,067,867	7,971,453	7,319,935	8,066,685	8,599,093
July	9,610,000	9,394,766	9,911,697	9,935,422	10,841,389	10,981,309	10,744,706	9,461,005	8,810,329	8,995,659	8,277,840	9,724,011
Aug.	10,199,000	9,875,446	8,542,111	10,471,389	8,767,020	9,618,897	10,078,073	9,594,307	6,760,659	10,595,314	8,072,792	9,325,001
Sept.	7,680,000	8,288,391	6,176,224	9,092,727	8,287,511	7,957,562	7,522,571	8,451,961	7,814,358	9,281,685	6,569,246	7,920,203
Oct.	4,960,000	6,537,840	5,282,253	7,233,408	3,956,097	7,557,695	6,967,548	6,228,883	7,236,784	5,554,683	5,155,789	6,060,998
Nov.	1,920,000	4,029,769	1,131,988	2,817,778	1,053,779	2,234,592	5,514,338	4,805,871	4,087,453	1,364,789	1,171,421	2,739,253
Dec.	341,000	2,453,395	236,228	1,119,017	529,158	1,670,966	994,336	544,650	2,075,116	1,282,474	504,442	1,068,253
Total	58,988,000	70,678,335	58,836,264	65,978,129	58,014,734	58,378,757	65,770,410	54,890,074	59,910,655	62,159,624	55,232,913	61,360,498

Demand is Production +/- the Change in Storage

Potable and Recycled Water Demand vs. Rainfall



Demand is Production +/- the Change in Storage

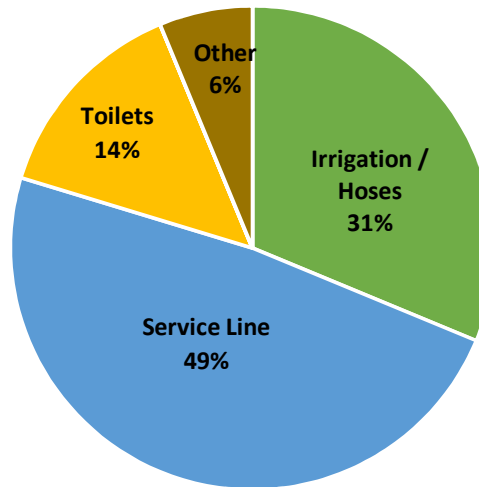
Rainfall
El Pueblo Weather Station

WATER YEAR		Oct	Nov	Dec	Jan	Feb	Mar	Apr	May	June	Jul	Aug	Sep	TOTAL	% of Avg.
High Year	1981-82	0.14	11.20	5.90	28.80	6.88	8.26	8.40	0.03	0.00	0.00	0.04	1.28	70.93	175%
	1982-83	5.35	10.50	7.74	13.90	18.00	19.90	7.80	0.98	0.00	0.00	0.17	1.91	86.25	212%
	1983-84	1.70	12.70	12.90	0.54	2.49	2.62	1.13	0.02	0.18	0.01	0.00	0.25	34.54	85%
	1984-85	2.80	13.80	2.95	1.72	4.20	7.92	0.73	0.11	0.15	0.09	0.02	0.54	35.03	86%
	1985-86	1.12	7.14	2.62	7.38	22.40	15.00	0.48	0.83	0.00	0.00	0.00	1.30	58.27	143%
	1986-87	0.03	0.05	2.47	4.51	9.06	6.31	0.70	0.00	0.02	0.00	0.00	0.00	23.15	57%
	1987-88	1.19	2.30	10.70	4.58	0.68	0.00	3.13	1.07	0.16	0.00	0.00	0.00	23.81	59%
	1988-89	0.19	5.90	8.89	2.06	1.39	10.60	0.67	0.08	0.03	0.00	0.03	0.83	30.67	75%
	1989-90	3.53	1.58	0.01	3.42	3.69	2.13	0.16	5.79	0.00	0.00	0.12	0.15	20.58	51%
	1990-91	0.50	0.24	1.65	0.61	5.39	17.19	0.51	0.06	0.40	0.00	0.02	0.07	26.64	66%
	1991-92	2.37	1.46	5.42	3.03	15.30	4.65	0.45	0.00	0.82	0.00	0.05	0.00	33.55	83%
	1992-93	3.41	0.20	11.54	18.51	10.22	3.17	1.37	0.96	0.68	0.00	0.00	0.00	50.06	123%
	1993-94	0.73	2.74	5.52	3.51	9.72	0.68	2.75	2.10	0.01	0.00	0.00	0.05	27.81	68%
	1994-95	1.79	8.29	4.78	23.88	0.65	13.62	3.79	0.89	1.04	0.01	0.00	0.00	58.74	145%
	1995-96	0.00	0.32	10.03	13.52	11.35	5.14	2.38	4.31	0.03	0.00	0.00	0.00	47.08	116%
	1996-97	2.89	6.95	22.43	12.33	0.17	1.50	0.58	0.16	0.12	0.00	0.54	0.00	47.67	117%
	1997-98	0.68	10.12	4.06	14.21	21.81	6.17	2.85	3.65	0.01	0.00	0.01	0.17	63.74	157%
	1998-99	1.02	9.11	1.85	9.25	11.08	5.22	2.58	0.03	0.36	0.00	0.02	0.14	40.66	100%
	1999-00	0.35	5.69	0.53	18.02	17.57	2.77	2.69	1.01	0.18	0.00	0.20	0.40	49.41	122%
	2000-01	5.14	1.38	0.94	8.68	10.65	4.05	2.67	0.00	0.07	0.00	0.00	0.16	33.74	83%
	2001-02	1.13	9.93	16.45	4.97	2.69	4.66	0.52	0.90	0.00	0.00	0.05	0.00	41.30	102%
	2002-03	0.00	5.80	21.40	2.77	2.95	2.54	5.75	1.09	0.16	0.00	0.00	0.00	42.46	104%
	2003-04	0.19	3.93	17.55	4.44	9.69	1.19	0.65	0.07	0.00	0.06	0.00	0.11	37.88	93%
	2004-05	7.24	3.25	14.39	8.30	7.20	10.01	3.79	2.13	0.94	0.02	0.00	0.08	57.35	141%
	2005-06	0.19	2.84	21.73	6.55	5.26	15.29	10.44	1.01	0.01	0.00	0.01	0.00	63.33	156%
	2006-07	0.25	3.30	5.67	0.89	9.24	0.30	2.17	0.46	0.00	0.10	0.01	0.33	22.72	56%
	2007-08	1.93	0.52	5.50	17.59	6.96	0.36	0.35	0.00	0.00	0.01	0.00	0.04	33.26	82%
	2008-09	1.59	4.80	4.38	1.80	15.28	3.47	0.52	1.42	0.01	0.00	0.00	0.26	33.53	83%
	2009-10	9.70	0.33	5.21	11.37	8.66	4.35	5.41	1.17	0.00	0.01	0.07	0.00	46.28	114%
	2010-11	3.92	5.13	15.36	1.97	10.59	13.40	0.75	3.42	3.40	0.00	0.04	0.02	58.00	143%
	2011-12	2.93	3.41	0.15	6.80	2.75	11.97	4.09	0.02	0.20	0.02	0.00	0.02	32.36	80%
	2012-13	1.61	11.32	13.25	1.31	0.47	2.66	0.43	0.01	0.11	0.00	0.00	0.70	31.87	78%
	2013-14	0.01	0.87	0.78	0.05	11.52	4.02	2.02	0.01	0.02	0.09	0.01	0.92	20.32	50%
	2014-15	0.44	4.36	16.52	0.00	4.69	0.47	2.13	0.19	0.04	0.00	0.03	0.02	28.89	71%
	2015-16	0.07	2.54	6.67	16.20	1.16	14.26	1.18	0.35	0.00	0.00	0.00	0.22	42.65	105%
	2016-17	8.66	3.29	10.77	26.13	19.56	7.09	4.47	0.06	0.07	0.00	0.00	0.04	80.14	197%
	2017-18	0.10	4.02	0.08	6.43	0.56	10.07	2.85	0.01	0.13	0.01	0.00	0.00	24.26	60%
	2018-19	0.08	5.24	3.72	10.49	13.11	6.91	0.86	3.07	0.07	0.00	0.07	0.10	43.72	108%
	2019-20	0.00	1.76	8.57	2.14	0.01	3.59	3.31	1.37	0.02	0.05	0.06	0.02	20.90	51%
Low Year	2020-21	0.00	1.48	2.40	8.55	1.39	2.81	0.11	0.00	0.04	0.00	0.00	0.00	16.78	41%
	2021-22	6.10	2.15	14.15	0.57	0.03	1.37	1.91	0.00	0.04	0.02	0.03	0.90	27.27	67%
	2022-23	0.26	2.63	16.83	-	-	-	-	-	-	-	-	-	19.72	49%
Cumulative 2022-2023		0.26	2.89	19.72	-	-	-	-	-	-	-	-	-		
Monthly Avg. 1981-2023		1.94	4.68	7.99	8.09	7.72	6.29	2.43	0.95	0.23	0.01	0.04	0.27	40.63	
Cumulative Avg. 1981-2023		1.94	6.62	14.61	22.70	30.42	36.70	39.13	40.08	40.31	40.32	40.36	40.63	40.63	

Leak Adjustment Program Report FY 2023

	RES Requests	CII Requests	Approved	Denied	Appeals	Reason Denied	Total Adjust Credit	Total Excess Use (gallons)
JUL	4	0	3	1	0	5 years, Declined	\$233	51,578
AUG	12	3	14	1	0	5 years, Declined	\$4,827	300,938
SEPT	14	0	13	1	1	Less use this year	\$5,258	228,323
OCT	10	2	12	0	0	N/A	\$6,105	283,031
NOV	5	0	2	3	0	5 years, 5 years, 5 years/too old	\$1,307	222,362
DEC								
JAN								
FEB								
MAR								
APR								
MAY								
JUN								
FY 2023 YTD	45	5	44	6	1		\$17,729	1,086,232
FY 2022	18	2	19	1	1		\$8,462	518,542
FY 2021	42	0	35	7	0		\$12,597	884,106
FY 2020	36	7	39	4	2		\$14,180	1,030,230

Sources of Leaks



Development Projects Status Report

Active Service Applications as of December 2022

44 Active Service Applications

125 New Service Connections

3.8 M in Capacity Fee Revenue - Does not include conceptual projects (Aviza, SV Annex)

<u>Service Type</u>	<u>Service Size (Inches)</u>	<u>No of Connections</u>	<u>Annual Demand (Gal)</u>	<u>Percent of Existing Demand</u>
Potable				
Single Family Residential	5/8"	22	1,510,000	0.38%
Single Family Residential	3/4"	24	1,640,000	0.42%
Single Family Residential	1"	1	70,000	0.02%
High-Density Single Family Residential*	5/8"	60	2,460,000	0.62%
High-Density Single Family Residential**	3/4"	0	0	0.00%
Commercial, Industrial, Institutional (CII)	Varies	11	7,910,000	2.00%
Total	-	124	13,590,000	3.44%
Recycled				
Landscape Irrigation	Varies	6	3,470,000	5.88%

*5/8" meter for indoor use only, installed for individual units in a high-density development that uses recycled water for irrigation.

**3/4" meter for indoor use only, installed for individual units in a high-density development that uses recycled water for irrigation.

Development Activity

Recent 5 year period / 2018-2022

<u>Service Type</u>	<u>No of Connections</u>	<u>Annual Demand (Gal)</u>	<u>Percent of Existing Demand</u>
Potable			
Residential	174	9,530,000	2.41%
Commercial, Industrial, Institutional (CII)	7	5,030,000	1.27%
Landscape Irrigation	0	0	0.00%
Fire Services	85	N/A	N/A
Temporary	3	Varies	-
Total	282	14,560,000	3.69%
Recycled			
Landscape Irrigation	13	7,530,000	12.76%



County of Santa Cruz Board of Supervisors

Agenda Item Submittal

From: County Administrative Office

(831) 454-2100

Subject: LAFCO No. DA 22-13 Scotts Valley Water District Sphere Annexation

Meeting Date: December 13, 2022

Recommended Action(s):

Adopt the attached resolution providing for a zero property tax exchange for Local Agency Formation Commission (LAFCO) Jurisdiction Change application #DA 22-13 Scotts Valley Water District Sphere Annexation.

Executive Summary

The Scotts Valley Water District (District) has filed an application with LAFCO to annex 183 parcels to the District for the purpose of offering landowners the opportunity to connect into the District's water system. The attached resolution is for a zero property tax exchange, in accordance with Board of Supervisors Master Resolution No. 203-80, and is consistent with the County's long-standing guidelines for property tax exchanges and negotiations.

Background

Each year, several minor annexations are made to special districts in order to receive certain services which are financed primarily from service charges rather than property taxes. Such jurisdictional changes do not justify any change in the distribution of property taxes. Master Resolution No. 203-80 established a procedure approving zero property tax exchanges for annexations to special districts that meet the following criteria:

1. The jurisdictional change does not involve any city.
2. The jurisdictional change does not involve the provision of library services or the provision of fire protection services.

This office has received notification from LAFCO of an application for a governmental boundary change to annex into the Scotts Valley Water District for the purpose of offering the opportunity to connect into the District's water system, when desired by the affected landowners, without the need for future LAFCO action or standalone applications from each parcel. If approved, the affected landowners will not be required to connect into the District's water system but will have the opportunity to do so when warranted. A list of Assessor's Parcel Numbers is provided as an attachment.

Analysis

The annexation does involve parcels within the City of Scotts Valley; however, the city does not provide water services and relies on the District to provide water services to its constituents. Residents who are annexed into the District for water service will see no

change but will have the ability to connect without having to go through the LAFCO process – thus saving them time and money. Additionally, the annexation does not involve the provision of library or fire protection services; therefore, it should be processed with a zero property tax exchange in accordance with Board of Supervisors Master Resolution No. 203-80. In accordance with the County’s policy, it is recommended that your Board accept the negotiated exchange of property tax revenue. Attached is a resolution providing for a zero property tax exchange for the above reorganization and a map showing the area to be annexed.

Financial Impact

The current estimated property tax revenues for the parcels are estimated to total \$2,426,896.13 for Fiscal Year 2022-23. Annexation of the parcels by Scotts Valley Water District will have no fiscal impact to the County allocation of local property tax revenue.

Strategic Plan Element(s)

6.D (County Operational Excellence: Continuous Improvement) - Annexation of the subject property will allow for more efficient delivery of public services.

Submitted by:

Carlos J. Palacios, County Administrative Officer

Recommended by:

Carlos J. Palacios, County Administrative Officer

Attachments:

- a Resolution LAFCO - Scotts Valley Water District Annexation
- b DA 22-13 LAFCO Referral Letter
- c DA 22-13 Memo on Property Tax Distribution
- d DA 22-13 Annexation Parcel List

BEFORE THE BOARD OF SUPERVISORS
OF THE COUNTY OF SANTA CRUZ, STATE OF CALIFORNIA

RESOLUTION NO.

On the motion of Supervisor:
Duly seconded by Supervisor:
The following resolution is adopted:

**RESOLUTION ACCEPTING NEGOTIATED EXCHANGE OF PROPERTY TAX
REVENUES PURSUANT TO CALIFORNIA REVENUE AND TAXATION CODE SECTION 99**

LAFCO #DA 22-13 – Scotts Valley Water District Sphere Annexation

WHEREAS, California Revenue and Taxation Code Section 99 requires that each city or county (or the county on behalf of special districts) included in a governmental reorganization or jurisdictional change accept a negotiated exchange of property tax revenues; and

WHEREAS, the governing bodies of all agencies whose service areas would be altered by the jurisdictional change referred to in Exhibit “A” have met to determine the allocation of property tax revenues; and

WHEREAS, the County of Santa Cruz agrees to accept the negotiated exchange of property tax revenue as provided for in Exhibit “A”;

NOW, THEREFORE, BE IT RESOLVED that the County of Santa Cruz hereby accepts the negotiated exchange of property tax revenues as provided for in Exhibit “A” as required by California Revenue and Taxation Code Section 99; and

BE IT FURTHER RESOLVED AND ORDERED that the Clerk of the Board shall forward a copy of this Resolution to the Santa Cruz County Auditor-Controller-Treasurer-Tax Collector; and

BE IT FURTHER RESOLVED AND ORDERED that the Santa Cruz County Auditor-Controller-Treasurer-Tax Collector is directed to disperse property tax revenues as provided for in Exhibit “A” upon receipt of a copy of this Resolution and a concurring resolution of any affected cities, if any, and following recordation of a Certificate of Completion.

PASSED AND ADOPTED by the Board of Supervisors of the County of Santa Cruz, State of California, this 13th day of December, 2022, by the following vote:

AYES: SUPERVISORS
NOES: SUPERVISORS
ABSENT: SUPERVISORS

Chair of Said Board

ATTEST:

Clerk of the Board

APPROVED AS TO FORM:

DocuSigned by:

Jason M. Heath

AF757CF813B5419
Jason M. Heath
County Counsel

(11/30/22 AMS#13639)

cc: Local Agency Formation Commission of Santa Cruz County
Assessor-Recorder
Auditor-Controller-Treasurer-Tax Collector

Exhibit A

Agenda: December 13, 2022

LAFCO #DA 22-13 – Scotts Valley Water District Sphere Annexation

1. Description

LAFCO # DA 22-13 – Scotts Valley Water District Sphere Annexation
Assessor's Parcel Numbers (APN):

APN	APN	APN	APN	APN	APN	APN
056-281-03	022-601-13	024-231-28	056-272-01	023-241-22	094-031-22	070-281-07
094-011-19	022-601-04	024-241-04	056-302-04	070-311-35	095-201-03	070-301-20
094-031-06	022-601-01	024-242-04	056-301-06	023-061-19	095-201-07	070-301-21
095-201-15	022-721-02	024-231-29	056-302-03	023-231-02	095-201-12	070-301-13
095-201-29	022-221-01	024-241-03	056-261-01	022-221-02	095-201-17	070-301-09
094-031-12	022-311-48	024-231-30	056-302-02	021-141-25	095-201-28	070-301-06
094-031-21	022-311-28	024-231-31	056-302-05	021-141-24	095-201-54	094-051-04
094-021-13	022-311-36	024-231-32	056-302-01	021-141-20	095-201-57	094-051-17
021-141-07	022-311-49	024-231-34	056-301-04	021-321-04	095-201-58	094-041-74
021-141-24	022-311-29	024-231-35	056-131-09	093-401-11	095-201-65	094-041-15
021-141-25	022-311-32	024-231-36	101-011-16	021-141-05	095-201-66	094-041-19
056-301-04	022-311-34	024-231-60	101-011-13	068-282-02	095-201-67	094-041-12
056-302-01	022-311-46	024-231-48	067-141-55	068-281-02	022-601-05	021-192-19
056-302-02	022-241-16	024-231-59	067-141-63	068-282-03	022-721-05	021-192-20
021-021-28	022-631-22	024-231-05	067-371-11	068-282-05	024-222-07	068-281-06
021-241-02	023-231-04	070-311-02	067-371-07	068-281-01	024-222-08	068-282-12
022-631-22	023-341-09	070-281-01	067-103-01	068-282-04	024-222-03	068-282-10
056-261-01	023-341-03	070-301-24	067-103-08	068-282-06	024-222-02	068-282-13
070-261-53	023-341-02	070-281-10	067-103-11	093-401-08	024-211-13	068-281-05
070-271-06	023-341-01	070-301-01	067-103-17	094-041-10	024-222-01	068-282-09
070-271-11	023-031-25	070-301-02	068-281-08	094-041-09	024-211-12	068-281-04
094-011-20	023-391-02	070-281-05	068-281-07	094-041-11	024-271-56	068-282-07
094-031-09	023-231-03	070-301-17	068-031-05	094-051-03	024-271-57	068-282-11
024-242-10	024-242-08	024-241-02	024-271-05	094-051-18	024-211-15	068-282-08
024-242-07	024-191-31	024-242-09	021-321-02	094-051-06	024-211-17	068-282-01
021-321-01	024-231-46	024-202-31	021-321-03	094-011-20	094-041-29	068-281-03
021-141-07						

2. Property Tax Exchange

A. Base Year Full Cash Value: No Exchange

B. Incremental Full Cash Value: No Exchange

The exchange of property taxes for both Base Year and Incremental Values are based on property tax revenues after the shift to the Education Revenue Augmentation Fund (ERAF).



**LOCAL AGENCY FORMATION COMMISSION
OF SANTA CRUZ COUNTY**

REFERRAL LETTER TO AFFECTED/INTERESTED AGENCIES

Date: September 12, 2022
Project Title: "Scotts Valley Water District Sphere Annexation"
Project Number: DA 22-13
APNs: 183 parcels (list available upon request)
Date Rec'd by LAFCO: August 17, 2022
Submitted by: Board Resolution
Subject Agencies: Scotts Valley Water District

Sphere Adoption/Amendment: Yes
Contractual Service Agreement: No

Executive Officer Message: This application proposes a multi-parcel annexation involving the Scotts Valley Water District ("SVWD"). At present, 81% of the parcels (148 out of 183) are within the District's sphere boundary. The remaining 35 parcels (19%) are outside the District's sphere but the vast majority are already being served by SVWD.

If you have any comments on this application, please provide your feedback to the LAFCO office no later than **Friday, October 7, 2022**.

Description/Justification: The proposed annexation and concurrent sphere amendment was initiated by SVWD following the unanimous adoption of an initiating resolution. The subject area includes 183 parcels totaling approximately 1,481 acres. The purpose of the application is to offer the opportunity to connect into the District's water system, when desired by the affected landowners, without the need for future LAFCO action or standalone applications from each parcel. If approved, the affected landowners will not be required to connect into the District's water system but will have the opportunity to do so when warranted.

Location: The subject area includes unincorporated county territory and areas within the City of Scotts Valley. In general, the subject area is located on the east and west side Highway 17. Attached is a vicinity map depicting the location of the proposal area.

General Plan/Zoning: The subject area is inhabited and currently has multiple land use designations under the County's General Plan and the City's General Plan, ranging from Agriculture to Urban Very Low Residential. In general, the vast majority of the subject area is designated as Rural and Mountain Residential. The application does not propose any changes to the existing land use designation.

Other Municipal Services: No other change of organization is required. The proposal area will continue to receive municipal services from other existing public agencies, including but not limited to fire services from Scotts Valley Fire Protection District and sewer services from the City of Scotts Valley.

Environmental Review: The project site is subject to an environmental review. Santa Cruz LAFCO may serve as the lead agency for assessing impacts under CEQA. Staff believes the proposal qualifies as a project under CEQA. Therefore, an environmental review is underway.

Tax Negotiations: California Revenue and Taxation Code Section 99(b)(6) requires the adoption of a property tax exchange agreement involving the affected local agency before LAFCO can consider a jurisdictional change. The Board of Supervisors (BOS) acts as the authorizing body for the District regarding property tax adjustments.

Referrals:

Affected Agency: Scotts Valley Water District

Interested Agencies:

Cities – Scotts Valley

County Departments – Administrative Office; Elections Office; Supervisorial District 1 (Manu Koenig); Supervisorial District 5 (Bruce McPherson)

County Service Areas – CSA 9; CSA9a; CSA 9c; CSA 9d; CSA 11; CSA 12; CSA 38; CSA 53

School Districts – Scotts Valley Unified

Other Local Agencies: Resource Conservation District; San Lorenzo Valley Water District; Scotts Valley Fire Protection District

Terms and Conditions: The LAFCO resolution will outline several terms and conditions including but not limited to the following: completion of statutory requirements; and payment of State Board of Equalization fees.

Public Hearing: Yes (hearing date: TBD)

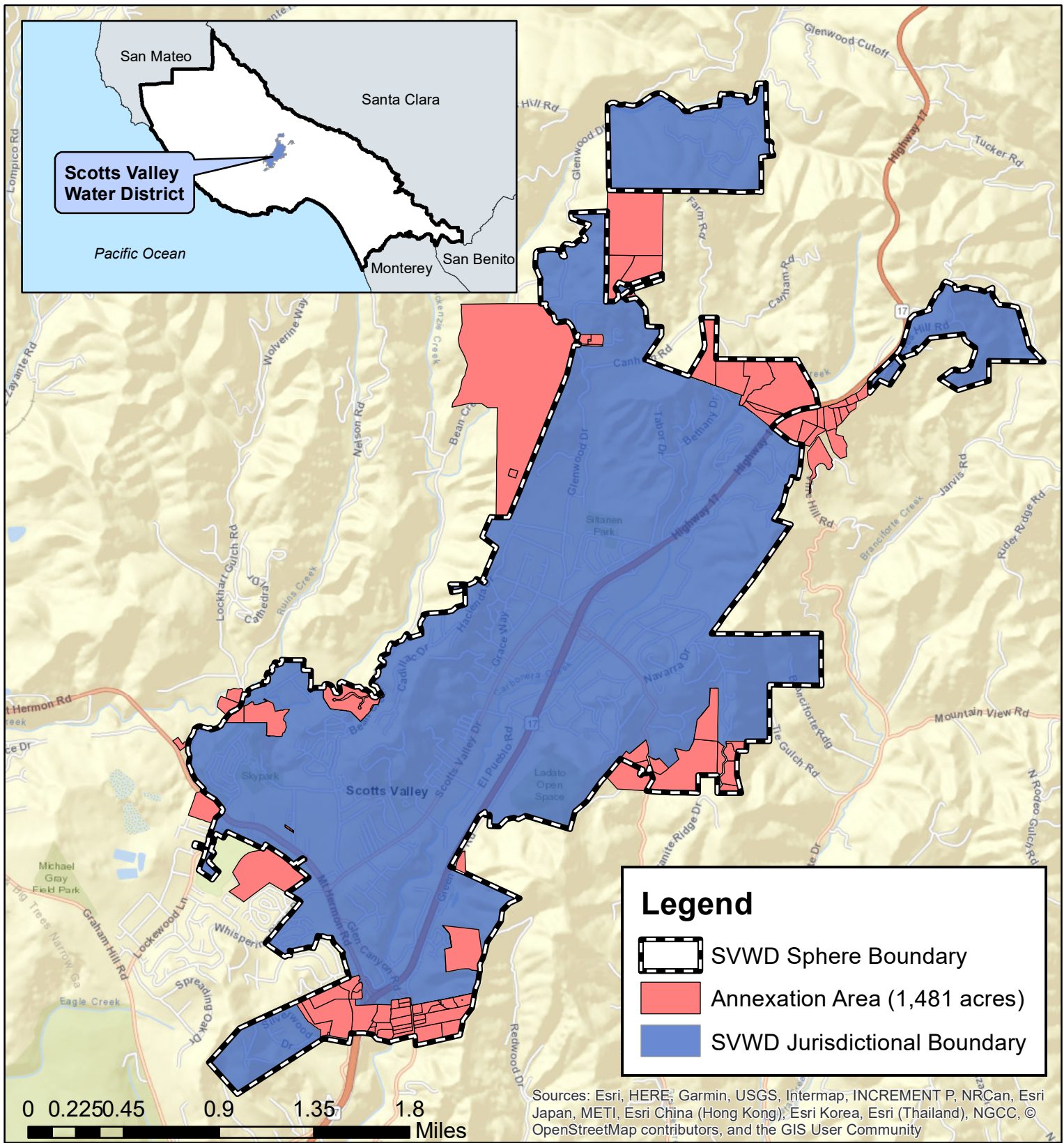
Date File Opened: 8/17/22

Filing Fee Deposit: Pending

Date Paid: Pending

Date Status Letter Sent: 9/9/22

Attachment: Vicinity Map



"Scotts Valley Water District Sphere Annexation" (LAFCO Project No. DA 22-13)



Map created on August 23, 2022

There are 183 parcels within the proposed annexation area. 81% of these parcels (148 out of 183) are within the District's sphere boundary. The remaining 35 parcels (19%) are outside the District's sphere but most of them are already being served by SVWD.



COUNTY OF SANTA CRUZ

EDITH DRISCOLL
AUDITOR-CONTROLLER-TREASURER-TAX COLLECTOR
701 OCEAN STREET, SUITE 100, SANTA CRUZ, CA 95060-4073
(831) 454-2500 FAX (831) 454-2660

To: Rita Sanchez, CAO
Joe A. Serrano, LAFCO
Claudia Cunha, Assessor's Office

From: Cheryl McGinley, Property Tax Manager
(831) 454-2658
Aud105@santacruzcounty.us

Date: October 28, 2022

Re: Scotts Valley Water District Sphere Annexation Project No. DA 22-13

Attached is a schedule showing estimated property tax revenues and distribution factors in the affected area in accordance with Revenue & Taxation §99 (b) & (c). This estimate is based on the current distribution of incremental tax revenue for 2022-2023 generated by the valuation provided by the Assessor.

Tax Rate Area	Net Taxable Value	Property Tax Revenue
04006 SCOTTS VLY CITY	-	-
04020 SCOTTS VLY CITY	23,209,932	232,099.32
04028 SCOTTS VLY CITY	-	-
04035 SCOTTS VLY CITY	2,322,862	23,228.62
04036 SCOTTS VLY CITY	-	-
04050 SCOTTS VLY CITY	3,265,423	32,654.23
04051 SCOTTS VLY CITY	86,771,137	867,711.37
04052 SCOTTS VLY CITY	32,932,360	329,323.60
04053 SCOTTS VLY CITY	34,012,703	340,127.03
04055 SCOTTS VAL CITY	-	-
73001 HAPPY VALLEY	1,311,312	13,113.12
92006 SANTA CRUZ	546,402	5,464.02
94028 SCOTTS VALLEY	139,402	1,394.02
94064 SCOTTS VALLEY	399,969	3,999.69
94065 SCOTTS VALLEY	6,917,012	69,170.12
94066 SCOTTS VALLEY	46,808,333	468,083.33
94070 SCOTTS VALLEY	4,052,766	40,527.66
Grand Total	242,689,613	2,426,896.13



Weekend water main break repaired in the rain

Two water line breaks early on Saturday, Dec. 3, left 36 homes without water for the day and required a big effort by District staff to repair.

The water main break happened at 111 Bean Creek Road around 7 a.m. Crews worked quickly to isolate the problem, which was actually two separate breaks — one on the water main and one on the line to the hydrant.



After a day of strenuous work in the rain, service was restored around 7:30 p.m. The District is grateful for the staff who responded to the water emergency, and to the customers who were patient through the process. Thanks!



Winter rains arrive; please adjust your irrigation

The Scotts Valley area has received more than 11 inches of rain (as measured by the Districts weather station at El Pueblo Road) so far this water year which started Oct. 1. While it has felt like a lot of precipitation, the region and most of California remain in a drought.

Rain helps recharge the Santa Margarita Groundwater Basin, however, how much recharge occurs depends on many factors including soil type and water table depth. It can take several years of average or above-average rainfall to recharge an aquifer to pre-drought levels.

It is important to continue using water wisely. [Check out some tips online](#), including adjusting your irrigation for the cooler wetter season. Make sure you're watering two days or less per week and consider adding a rain sensor to your irrigation system that will automatically limit watering during wet times. Adjusting your watering schedule is easy and can help save money on your water bill.

Leak adjustment program will sunset in 2023



Starting in 2023, the District will no longer offer bill adjustments for leaks. This means that cost of the water lost due to a leak will now have to be paid in full.

Customers with 24 hours of continuous use receive an automatic notification from the customer engagement portal WaterSmart. If you receive a notification from WaterSmart, check for leaks around the house and property as soon as possible. The most common places where leaks occur are the service line between the meter and the building, toilets, shower

heads, and outdoor irrigation systems.

[Get tips to troubleshoot leaks](#). If you cannot find the location of the leak, it's recommended you reach out to a plumber, irrigation specialist, or leak detection company to help locate hard-to-find leaks (note: the District is not able to give referrals for private companies).

Sign up for WaterSmart and manage water use at home

Guests visiting from out of town this holiday season? You can still minimize water use and keep track of your overall water use with [WaterSmart](#). WaterSmart is a free online platform, customers can track their water usage and learn ways to be more water efficient!



Inform guests of the ongoing drought and water-saving habits Scotts Valley Water residents undergo to protect groundwater resources. Encourage guests to take shorter showers and avoid leaving the faucet running while they brush their teeth — a simple reminder that not everyone is experiencing drought conditions back home.

District office will be closed for the Holidays

The District office will be closed for the holidays from Friday, Dec. 23 through Monday, Jan. 2. Customers can access most services [online](#).



[f Share](#) [t Tweet](#) [✉ Forward](#)

[f Facebook](#) [🔗 Website](#) [📷 Instagram](#) [🐦 Twitter](#)

Copyright © 2022 Scotts Valley Water District, All rights reserved.
You are receiving this email because you opted in at our website to "Stay Connected With Us".

Our mailing address is:
Scotts Valley Water District
2 Civic Center Dr.
Scotts Valley, Ca 95066

[Add us to your address book](#)

[unsubscribe from this list](#) [update subscription preferences](#)