



# SCOTTS VALLEY WATER DISTRICT

## **AGENDA PACKET**

### **REGULAR BOARD MEETING**

**02/09/23 at 6:00 p.m.**

Santa Margarita Community Room  
2 Civic Center Drive, Scotts Valley, California

This meeting is conducted in a hybrid setting.

Public participation is encouraged. Members of the public may attend in person or remotely through this link <https://us06web.zoom.us/j/86757235890> or by phone: 253-215-8782 Meeting ID: 867 5723 5890.

The public has opportunities to make comments throughout the meeting: to comment online, use the raise hand option, by phone press \*9.

#### **BOARD OF DIRECTORS**

**Chris Perri, President**

**Wade Leishman, Vice President**

**Bill Ekwall, Director**

**Danny Reber, Director**

**Ruth Stiles, Director**

**Vacant, Associate Director**

**Vacant, Associate Director**

**David McNair, General Manager**

## Water Industry Acronyms

AF – Acre Foot

AFY – Acre Foot per Year

ACWA – Association of California Water Agencies

ACWA JPIA – ACWA Joint Powers Insurance Authority

AWWA – American Water Works Association

BMP – Best Management Practices

CCR – Consumer Confidence Report

CD – Certificate of Deposit

CEQA - California Environmental Quality Act

CSDA – California Special District Association

DHS – Department of Health Services

DWR – Department of Water Resources

EIR – Environmental Impact Report

EPA – Environmental Protection Agency

FY – Fiscal Year

GASB – Governmental Accounting Standards Board

IRWM – Integrated Regional Water Management

JPA – Joint Powers Agreement

LAIF – Local Agency Investment Fund

LAFCO – Local Agency Formation Commission

LID – Low Impact Development

MCL – Maximum Containment Level

MGD – Million Gallons per Day

MGY – Million Gallons per Year

MOU – Memorandum of Understanding

O&M – Operations and Maintenance

PERS – Public Employees Retirement System

PHG – Public Health Goal

PPB – Parts Per Billion

PRV – Pressure Relief Valve

PVC Pipe – Polyvinyl Chloride Pipe

RWMF – Regional Water Management Foundation

RFP – Request for Proposals

ROW – Right-of-way

RWQCB – Regional Water Quality Control Board

SCWD – Santa Cruz Water Department (City of)

SDWA – Safe Drinking Water Act

SGMA – Sustainable Groundwater Management Act

SLVWD – San Lorenzo Valley Water District

SMGWA – Santa Margarita Groundwater Agency

SqCWD – Soquel Creek Water District

SWRCB – State Water Resources Control Board

TP – Treatment Plant

WY – Water Year



# SCOTTS VALLEY WATER DISTRICT

BOARD OF DIRECTORS  
PRESIDENT Chris Perri  
VICE PRESIDENT Wade Leishman  
Bill Ekwall  
Danny Reber  
Ruth Stiles  
ASSOCIATE DIRECTORS  
Vacant  
GENERAL MANAGER  
David McNair

Board of Directors  
**Regular Meeting**  
**02/09/23 at 6:00 p.m.**

Santa Margarita Community Room  
2 Civic Center Drive, Scotts Valley, California

## Agenda

This meeting is conducted in a hybrid setting. Public participation is encouraged, members of the public may attend in person, remotely through this link <https://us06web.zoom.us/j/86757235890> or by phone: 253-215-8782 Meeting ID: 867 5723 5890. The public has opportunities to make comments throughout the meeting. To comment online, use the raise hand option, by phone press \*9. If experiencing technological difficulties online, join the meeting via phone.

### 1. Convene

- 1.1. Call to Order and Roll Call
- 1.2. Pledge of Allegiance and Invocation
- 1.3. Closed Session Report (none)
- 1.4. Additions/Deletions to the Agenda
- 1.5. Oral Communications

### 2. Presentation

District Projects Status Update - Nate Gillespie, Operations Manager

### 3. Administrative

*Items are informational in nature and do not include an agenda report.*

#### 3.1. [Committee and Other Agency Meeting Reports](#)

Engineering and Water Resources Committee 01/23/23

Finance & Personnel Committee 01/25/23

Executive & Public Affairs Committee 01/25/23

Santa Margarita Groundwater Agency Board 01/26/23 - oral

#### 3.2. [Committees 2023](#)

### 4. Consent

*Items are routine in nature, may include agenda reports and be approved by one motion.*

#### 4.1. [Approval of Minutes – Regular Board Meeting 01/12/23](#)

Recommendation: Approve the minutes of the 01/12/23 Board Meeting.

**5. Public Hearings (none)**

*Items include an agenda report with recommendation, an oral staff report or presentation.*

**6. Business**

*Items are complex in nature, considered individually, and each item includes an agenda report with recommendation and an oral staff report or presentation.*

**6.1. Water Supply Conditions 2023**

Recommendation: End Stage 2 Water Supply Conditions and Add-on Drought Rates effective 02/01/23.

**6.2. ACWA JPIA Board of Directors Appointments**

Recommendation: Appoint District representative and alternates to the JPIA Board of Directors.

**6.3. ACWA JPIA 2023 Executive Committee Election**

Recommendation: Adopt Resolution No. 02-23 concurring in nomination of Jack Burgett of the North Coast County Water District to the Executive Committee of the ACWA JPIA.

**7. Staff Reports**

**7.1. Legal**

District Counsel - oral

**7.2. Administrative**

General Manager – oral

**7.3. Finance**

Financial Reports 07/01/22 through 12/31/22

**7.4. Operations**

Operations Report - oral

Production, Demand and Rainfall Data through 01/31/23

Leak Adjustment Program Report 07/01/22 through 12/31/22

**8. Directors Reports**

Travel and Meetings

**9. Written Correspondence** (none)

**10. Community Relations**

January Newsletter

**11. Closed Session** (none)

**12. Report on Closed Session and Additional Items** (none)

**13. Future Items**

Communications and Community Outreach Report

Santa Margarita Basin GSP Annual Report WY 22

Proposed Projects Budget

**14. Meetings and Event Calendar**

Board Meetings

03/09/23

04/13/23

05/11/23

Committee Meetings

02/27/23 Engineering & Water Resources

02/22/23 Executive & Public Affairs

02/22/23 Finance & Personnel

**Santa Margarita Groundwater Agency**

03/23/23 Board Meeting

**Events**

ACWA Spring Conference 05/09/23 – 05/11/23 Monterey

**15. Adjourn**

AVAILABILITY OF PUBLIC RECORDS PROVIDED TO THE BOARD OF DIRECTORS: THE DISTRICT MAKES ANY PUBLIC RECORD PROVIDED TO THE BOARD OF DIRECTORS AVAILABLE FOR PUBLIC REVIEW AT **WWW.SVWD.ORG AND AT THE DISTRICT OFFICE DURING NORMAL BUSINESS HOURS** AT THE SAME TIME IT IS PROVIDED TO THE BOARD OF DIRECTORS.

PUBLIC ACCESS – ACCOMMODATIONS UNDER THE ADA: PURSUANT TO TITLE II OF THE AMERICANS WITH DISABILITIES ACT OF 1990, THE DISTRICT REQUESTS THAT ANY PERSON IN NEED OF ANY TYPE OF SPECIAL EQUIPMENT, ASSISTANCE OR ACCOMMODATION(S) IN ORDER TO EFFECTIVELY COMMUNICATE AT THIS MEETING MAKE A REQUEST AT THE ABOVE ADDRESS OR BY CALLING (831) 438-2363 AT LEAST THREE (3) WORKING DAYS BEFORE THE MEETING TO ALLOW TIME TO MAKE ARRANGEMENTS.



# SCOTTS VALLEY WATER DISTRICT

svwd.org  svwater

Engineering and Water Resources Committee  
District Conference Room  
2 Civic Center Drive, Scotts Valley, California  
**01/23/23 at 4:00 p.m.**  
Meeting Report

1. Convene

The meeting convened at 4:04 p.m. in the District Conference. It was conducted in a hybrid format.

Present: Committee Members Danny Reber, Ruth Stiles and Allyson Violante.

Staff: Operations Manager Nate Gillespie, Finance and Customer Service Manager Nick Kurns, General Manager David McNair, and Assistant to GM Donna Paul.

Guests: None.

2. Business Items

None.

3. Discussion Items

3.1 Committee Meeting Schedule and Objectives

The Committee discussed future water supply and continued relationships with neighboring agencies as ongoing objectives and determined that it will continue to meet on the fourth Monday at 4:00 p.m.

3.2 Water Supply Outlook

The Committee reviewed and discussed current water supply conditions.

Staff reported that the Board will consider ending Stage 2 Water Supply Conditions and add on drought rates effective 02/01/23.

4. Oral Communications

The Committee received information on a landslide below the Glenwood Tank and the lead service line inventory project.

The Committee also discussed the ending of the of the leak adjustment program effective 12/31/23 and requested staff provide addition information on leak noticing at a future meeting.

5. Future Agenda Items

None.

6. Adjourn

The meeting adjourned at 4:45 p.m.



# SCOTTS VALLEY WATER DISTRICT

svwd.org  svwater

Finance and Personnel Committee  
District Conference Room  
2 Civic Center Drive, Scotts Valley, California  
**01/25/23 4:00 p.m.**  
Meeting Report

1. Convene

The meeting convened at 4:03 p.m. in the District Conference Room. It was conducted in a hybrid format.

Present: Committee Members Barbara Callahan, Bill Ekwall and Chris Perri (1<sup>st</sup> alternate).

Staff: Finance and Customer Service Manager Nick Kurns, General Manager David McNair and Assistant to GM Donna Paul.

Guests: None.

2. Business Items

None.

3. Discussion Items

3.1. Committee Meeting Schedule and Objectives

The Committee discussed objectives and determined that it will continue to meet on the 4<sup>th</sup> Wednesday at 4:00 p.m.

3.2. Financial Reports 07/01/22 through 12/31/23

The Committee reviewed and discussed the financial reports.

4. Oral Communications

The committee received information on the master meter accounts, annual groundwater report and ending Stage 2 Water Supply Conditions and add on drought rates effective 02/01/23.

5. Future Agenda Items

New Employment Laws for 2023.

6. Adjourn

The meeting adjourned at 4:38 p.m.



# SCOTTS VALLEY WATER DISTRICT

svwd.org  svwater

Executive and Public Affairs Committee  
District Conference Room  
2 Civic Center Drive, Scotts Valley, California  
**01/25/23 12:00 p.m.**  
Meeting Report

1. Convene

The meeting convened at 12:02 p.m. in the District Conference Room. It was conducted in a hybrid format.

Present: Committee Members Wade Leishman and Chris Perri.

Staff: General Manager David McNair and Assistant to GM Donna Paul.

Guests: Ruth Stiles (observer).

2. Business Items

None.

3. Discussion Items

3.1. Committee Meeting Schedule

The Committee determined that it will meet quarterly on the 4<sup>th</sup> Wednesday at noon.

3.2. Committee Objectives and Board President Initiatives 2023

The Board discussed scheduling a facilitated Board Retreat in April.

4. Oral Communications

The committee received information on the annual groundwater report and ending Stage 2 Water Supply Conditions and add on drought rates effective 02/01/23.

5. Future Agenda Items

None.

6. Adjournment

The meeting adjourned at 12:32 p.m.



## COMMITTEES 2023

<u>Committee</u>	<u>Focus Area</u>	<u>Members</u>
Engineering and Water Resources  4 <sup>th</sup> Mon at 4 p.m.	Capital and maintenance projects (infrastructure and facilities); property acquisition and disposition; standard specifications; CIP budget.  Water supply augmentation projects; water resource issues; water use efficiency; water quality; conservation programs.	Danny Reber Ruth Stiles Allyson Violante, Community Member Michael Shulman, Community Member 1 <sup>st</sup> Alternate: Chris Perri 2 <sup>nd</sup> Alternate: Wade Leishman 3 <sup>rd</sup> Alternate: Bill Ekwall
Executive and Public Affairs  Quarterly 4 <sup>th</sup> Wed at Noon	General Manager evaluation; succession planning (GM and Board); other items that do not fit within the defined boundaries of other committees.  Community relations; communication strategy and outreach; public information.	Chris Perri Wade Leishman  Alternate: Ruth Stiles <i>President and Vice President</i> <i>Alternate: Past President</i>
Finance and Personnel  4 <sup>th</sup> Wed at 4 p.m.	Fiscal (incl. investment and purchasing) policies; financial reports; annual audit; internal audit, rates, fees and charges; operating budget; grants.  New positions; wage and benefit adjustments; potential disciplinary actions; training and safety programs; ethics and discrimination issues; MOU contract.	Bill Ekwall Wade Leishman Barbara Callahan, Community Member 1 <sup>st</sup> Alternate: Chris Perri 2 <sup>nd</sup> Alternate: Ruth Stiles 3 <sup>rd</sup> Alternate: Danny Reber <i>President may serve on the Finance and Personnel Committee</i>
Interagency (inactive)	Provide a unified source of information on community related matters and support effective interagency relationships	Chris Perri Alternate: Wade Leishman

Santa Margarita Groundwater Agency (SMGWA) Board	Chris Perri Ruth Stiles Alternate: Bill Ekwall
ACWA Joint Powers Insurance Authority (ACWA/JPIA) Board	Chris Perri 1 <sup>st</sup> Alternate: Bill Ekwall 2 <sup>nd</sup> Alternate: vacant
ACWA Committee: Energy	Chris Perri
ACWA Committee: Groundwater	Chris Perri Derrick Williams (Montgomery & Assoc)
ACWA Committee: Membership	Chris Perri
ACWA Committee: Business Development	Piret Harmon
ACWA Committee: Local Government	Piret Harmon

Board of Directors

**Regular Meeting**

**01/12/23 at 6:00 p.m.**

Santa Margarita Community Room  
2 Civic Center Drive, Scotts Valley, California

**Minutes**

**1. Convene**

1.1. Call to Order and Roll Call

President Perri called the meeting to order at 6:02 p.m. in the Santa Margarita Community Room. The meeting was conducted in a hybrid setting.

Directors

Bill Ekwall

Wade Leishman

Chris Perri

Danny Reber

Ruth Stiles

Staff

Bob Bosso, Legal Counsel

Nate Gillespie, Operations Manager

Nick Kurns, Finance and Customer Service Manager

David McNair, General Manager

Donna Paul, Assistant to General Manager

Associate Directors

Vacant

Guests

Frank Cheap

1.2. Pledge of Allegiance and Invocation

Director Leishman led the pledge and Director Reber the invocation.

1.3. Closed Session Report (none)

1.4. Additions/Deletions to the Agenda

None.

1.5. Oral Communications

None.

**2. Presentation (none)**

**3. Administrative**

*Items are informational in nature and do not include an agenda report.*

3.1. Committee and Other Agency Meeting Reports

Engineering and Water Resources Committee (none)

Finance & Personnel Committee (none)

Executive & Public Affairs Committee (none)

Santa Margarita Groundwater Agency Board (none)

3.2. Committee Appointments

The Committees 2023 document will be provided in the February board packet.

3.3. 2023 LAFCO Election Special District Member

The Board received information on the 2023 LAFCO election for Special District Members.

**4. Consent**

*Items are routine in nature, may include agenda reports and be approved by one motion.*

4.1. Approval of Minutes – Regular Board Meeting 12/08/22

MOTION carried to approve the minutes of the 12/08/22 Board meeting by unanimous voice vote.

4.2. Water Loss Audit Report 2021

This item was pulled for discussion. The Board reviewed and discussed the Water Loss Audit report for 2021.

MOTION carried to approve the 2021 Water Loss Audit Report by unanimous voice vote.

**5. Public Hearings (none)**

*Items include an agenda report with recommendation, an oral staff report or presentation.*

**6. Business**

*Items are complex in nature, considered individually, and each item includes an agenda report with recommendation and an oral staff report or presentation.*

6.1. Wells Fargo Bank Authorization General Manager

MOTION carried to adopt Resolution No. 01-23 authorizing General Manager David McNair to act on behalf of the Scotts Valley Water District with Wells Fargo Bank and rescind Resolution No. 09-13 by unanimous roll call vote.

**7. Staff Reports**

7.1. Legal

Legal Counsel Bosso reported on three cases related to pre-1914 water rights.

7.2. Administrative

General Manager McNair reported on master meter accounts, budget information for the temporary Special Projects and Program Manager position, submission of the Sustainable Groundwater Management Implementation Round 2 grant application and the recent storms ending the need for the District's Stage 2 Water Supply Conditions.

Oral Comments were made by Frank Cheap

7.3. Finance

Financial Reports 07/01/22 through 10/31/22

Finance and Customer Service Manager Kurns responded to Board questions.

7.4. Operations

Operations Report

Production, Demand and Rainfall Data through 12/31/22

Leak Adjustment Program Report 07/01/22 through 11/30/22

Developments Projects Report 12/31/22

Operations Manager Gillespie reported that outreach activities are underway for the Sucinto Well project, annual maintenance continues at Orchard Run Water Treatment Plant and the recent storms have caused a landslide behind the Glenwood Tank.

Oral Comments were made by Frank Cheap

**8. Directors Reports**

Travel and Meetings

None.

Outreach Activities: Associate Junior Board Members

None.

**9. Written Correspondence**

LAFCO No. DA 22-13 Scotts Valley Water District Sphere Annexation 12/13/22

**10. Community Relations**

December Newsletter

**11. Closed Session (none)**

**12. Report on Closed Session and Additional Items (none)**

**13. Future Items**

Projects Status Report

Communications and Community Outreach Report

Water Supply Conditions

**14. Meetings and Event Calendar**

Board Meetings

02/09/23

03/09/23

04/13/23

Committee Meetings

02/27/23 Engineering & Water Resources

02/22/23 Executive & Public Affairs

02/23/23 Finance & Personnel

**Santa Margarita Groundwater Agency**

01/23/23 Board Meeting

**Events**

ACWA Spring Conference 05/09/23 – 05/11/23 Monterey

**15. Adjourn**

The meeting adjourned at 7:02 p.m.

Approved:

Attest:

\_\_\_\_\_  
Chris Perri, Board President

\_\_\_\_\_  
David McNair, Board Secretary

## **AGENDA REPORT**

Scotts Valley Water District

**Date:** 02/09/23

**To:** Board of Directors

**Item:** Business 6.1

**Subject:** **Water Supply Conditions 2023**

**Reason:** Supports District Mission. Complies with 2020 Water Shortage Contingency Plan.

### **SUMMARY**

**Recommendation:** End Stage 2 Water Supply Conditions and Add-on Drought Rates effective 02/01/23.

**Fiscal Impact:** Revenue from the Add-on Drought Rates ranged from \$55,000 to \$80,000 per month during the seven-month period 06/01/2022 through 12/31/2022. In total, the District generated approximately \$500,000 through the implementation of the rates. The District achieved a 14.8 percent reduction in water sales over the same period, resulting in stable revenue for the District for that period.

**Previous Related Action:** On 06/10/21 the Board adopted Resolution No. 05-21 approving the 2020 Water Shortage Contingency Plan.

On 05/12/22 the Board established Stage 2 Water Supply Conditions for Water Year 2022 while electing and approved the Add-on Drought Rates until water supply conditions improved.

On 05/13/21 the Board established Stage 2 Water Supply Conditions for Water Year 2021.

On 05/14/20 the Board established Stage 2 Water Supply Conditions for Water Year 2020.

### **BACKGROUND**

In 1983, the California Legislature enacted the Urban Water Management Planning Act. The law required an urban water supplier, providing water for municipal purposes to more than 3,000 customers or service more than 3,000 acre-feet annually, to adopt an Urban Water Management Plan (UWMP) every five years demonstrating water supply reliability in normal, single dry and multiple dry years.

Since the act was passed, it has undergone significant expansions and revisions. In 2018, the Legislature modified the UWMP laws to require a Water Shortage Contingency Plan (WSCP) with

specific elements. The WSCP is a document that provides a water supplier with an action plan for a drought or catastrophic water supply shortage.

In prior years, Scotts Valley Water District (SVWD) and San Lorenzo Valley Water District (SLVWD) had completed individual UWMPs; however, they decided to prepare a regional UWMP in 2020 because they are adjacent water districts relying on the shared groundwater basin.

The joint 2020 Water Shortage Contingency Plan (WSCP) is included in SVWD-SLVWD 2020 Urban Water Management Plan. The WSCP stipulates a five-stage demand reduction plan with corresponding actions to address the gap between supplies and demands.

The District performs Annual Water Supply and Demand Assessment each year to determine if there is a need to implement the WSCP. Starting in 2022, the annual assessment must be sent to DWR by July 1<sup>st</sup>.

Evaluation criteria that are used to determine and declare severity of supply shortages include the following:

- Rainfall. Reflects reduction to supply due to decreased groundwater recharge.
- Santa Margarita Groundwater Basin (SMGB) Sustainable Management Criteria. Reflects status of groundwater conditions such as groundwater levels, groundwater quality, depletion of interconnected surface water, or reduction of groundwater in storage.
- Production Capacity. Reflects limited production and distribution capacity due to a variety of factors, including man-made and natural catastrophic events.
- State Mandates. Reflects State orders and mandatory compliance with water use efficiency standards.

## **DISCUSSION**

At this point in the water year, the evaluation is focused on the first criteria and the demand reduction stages forecasted based on the rainfall trigger only.

The Scotts Valley area, similarly, to the rest of the State of California, experienced an extended period of drought in 2012 through 2015 when the cumulative rainfall reached 67% of the average. While WY 2019 received about average precipitation at 104%, WY 2020 delivered only 51%, 41% in WY 2021, and 67% in WY 2022. Through January of WY 2023 we have already received 80% of the historical average and in accordance with the WSCP moves the District into Stage 1 conditions.

WATER SUPPLY CONDITION - AS OF JANUARY 2023		Average Rainfall	Rainfall (inches)				Rainfall (percent of average)				Cumulative		Single Year
			2020	2021	2022	2023	2020	2021	2022	2023	3-year	2-year	
Stage 1	Cumulative rainfall over 2 years < 80% of average and/or Single year rainfall < 75% of average	40.67	20.9	16.78	27.27	32.45	51%	41%	67%	80%		73%	80%
Stage 2	Cumulative rainfall over 2 years < 70% of average and/or Single year rainfall < 60% of average	40.67	20.9	16.78	27.27	32.45	51%	41%	67%	80%	63%	73%	80%
Stage 3	Cumulative rainfall over 3 years < 50% of average and/or Single year rainfall < 50% of average	40.67	20.9	16.78	27.27	32.45	51%	41%	67%	80%	63%	73%	80%
Stage 4	Same or worse than Stage 3	40.67	20.9	16.78	27.27	32.45	51%	41%	67%	80%			
Stage 5													

Respective demand reduction targets are presented in the following table.

Stage	Water Supply Condition	System Demand Reduction	Normal Supply (AFY)	Demand Target (AFY)	WY 2016	WY 2017	WY 2018	WY 2019	WY 2020	WY 2021	WY 2022
1	Cumulative rainfall over 2 years < 80% of average and/or Single year rainfall < 75% of average	5%	1,111	1,055	1,104	1,164	1,130	1,113	1,135	1,108	1,054
2	Cumulative rainfall over 2 years < 70% of average and/or Single year rainfall < 60% of average	10%		1,000							
3	Cumulative rainfall over 3 years < 50% of average and/or Single year rainfall < 50% of average	20%		889							
4	Same or worse than Stage 3	30%		778							
5	Same or worse than Stage 3	50%		556							

Although rain accumulations through January move us back into Stage 1, staff still needs to evaluate the other Annual Assessment criteria, most importantly the SMGB sustainable management indicators, and present the findings to the Board later this Spring.

Submitted,

David McNair  
General Manager

## **AGENDA REPORT**

Scotts Valley Water District

**Date:** 02/09/23

**To:** Board of Directors

**Item:** Business 6.2

**Subject:** **ACWA JPIA Board of Directors Appointments**

**Reason:** Complies with JPIA Agreement

### **SUMMARY**

**Recommendation:** Appoint District representative and alternates to the JPIA Board of Directors.

**Fiscal Impact:** No direct impact from this action.

**Previous Related Action:** On 04/08/86 the Board adopted Resolution 06-86 consenting to enter the Joint Protection Program of the Association of California Water Agencies Joint Powers Insurance Authority.

On 04/12/12 the Board adopted Resolution 03-12 approving membership in the ACWA Joint Powers Insurance Authority.

### **DISCUSSION**

The District obtains its insurance coverage from the Association of California Water Agencies Joint Powers Insurance Authority (JPIA). The JPIA is governed by a Board of Directors which is composed of one representative from each member, who must be a director of the member agency. Each member, in addition to appointing a representative, must also appoint at least one alternate, who can be a director or employee of that member. The alternate has the authority to attend and participate in any meeting of the JPIA Board when the regular member for whom he or she is an alternate is absent from said meeting.

Since 01/10/19 Director Perri has served as the District Representative with Director Ekwall at 1<sup>st</sup> alternate and General Manager Harmon 2<sup>nd</sup> alternate.

Submitted,

Piret Harmon

General Manager

## **AGENDA REPORT**

Scotts Valley Water District

**Date:** 02/09/23

**To:** Board of Directors

**Item:** Business 6.3

**Subject:** **ACWA JPIA 2023 Executive Committee Election**

**Reason:** Complies with JPIA Procedures

### **SUMMARY**

**Recommendation:** Adopt Resolution No. 02-23 concurring in nomination of Jack Burgett of the North Coast County Water District to the Executive Committee of the ACWA JPIA.

**Fiscal Impact:** No direct impact from this action.

**Previous Related Action:** On 03/11/21 the Board adopted Resolution No. 03-21 concurring in nomination of Melody McDonald to the Executive Committee of the ACWA JPIA.

### **DISCUSSION**

ACWA JPIA will hold an election for its Executive Committee during the Board of Directors' meeting that is held in the spring of 2023. This election will fill four Executive Committee member positions, each for a four-year term. The current incumbents are Fred Bockmiller of Mesa Water District and J. Bruce Rupp of Humboldt Bay MWD.

Candidates for the election must be elected or appointed directors of the JPIA member that they represent and must have been appointed by that member to be on the JPIA's Board of Directors. Candidates must also be representatives of JPIA members that participate in all four of the JPIA's Programs: Liability, Property, Workers' Compensation, and Employee Benefits.

The candidates must also each receive concurring in nomination resolutions from three other JPIA members. JPIA members may concur in the nomination of as many candidates as they wish.

The deadline for submission of the concurring resolutions is 03/24/23.

Submitted,

David McNair  
General Manager

Enclosed: Reso 02-23  
Jack Burgett, Biography

RESOLUTION No. 02-23

RESOLUTION OF THE BOARD OF DIRECTORS  
OF THE SCOTTS VALLEY WATER DISTRICT CONCURRING IN NOMINATION TO THE EXECUTIVE  
COMMITTEE OF THE ASSOCIATION OF CALIFORNIA WATER AGENCIES JOINT POWERS  
INSURANCE AUTHORITY (ACWA JPIA)

WHEREAS:

1. The Scotts Valley Water District is a member of the ACWA JPIA.
2. The bylaws of the ACWA JPIA provide for a nomination to be made to ACWA JPIA's Executive Committee, three member agencies must concur with the nominating agency.
3. The North Coast County Water District has requested that Scotts Valley Water District concur in its nomination of its representative on the ACWA JPIA Board of Directors to the Executive Committee of the ACWA JPIA.

THEREFORE BE IT RESOLVED by the Board of Directors of the Scotts Valley Water District that it:

1. Concurs with the nomination of Jack Burgett of the North Coast County Water District to the Executive Committee of the ACWA JPIA.
2. Directs staff to transmit a certified copy of this resolution to the ACWA JPIA.

PASSED AND ADOPTED this 9<sup>th</sup> day of February 2023, by the following vote:

AYES: .  
NOES: .  
ABSENT: .

---

Chris Perri, President  
Board of Directors

Attest: \_\_\_\_\_  
David McNair, General Manager



**Jack Burgett**

P.O. BOX 1039  
PACIFICA, CA 94044

*(650) 355-3462 District  
(650) 799-3055 Cell  
(650) 355-0735 Fax*

**Candidate for:**  
**ACWA JPIA**  
Executive Committee

**ASSOCIATIONS**

**Board President, Board of Directors of the North Coast County Water District  
Elected 2012, 3 Years Board President, 3 Years Board Vice President**

- Vice Chair, ACWA Region 5
- Member, ACWA Membership Committee
- Member, ACWA Energy Committee
- Member, ACWA Groundwater Committee
- District Representative, ACWA
- District Representative, ACWA Region 5
- District Representative/ Director, ACWA/JPIA
- ACWA JPIA Liability Committee

**DISTRICT COMMITTEES SERVED**

- Capital Improvement Program Committee
- Public Outreach & Conservation Committee
- Building Seismic Relocation Advisory Committee
- Drought Preparedness Advisory Committee
- General Manager Recruitment Advisory Committee

**Over 50 + Years' Experience in Local Government, Education & Athletics:**

- City College of San Francisco, Athletics
- College of San Mateo, Athletics
- County of San Mateo Superior Court, Grand Juror
- County of San Mateo Superior Court, Law Enforcement Committee
- Jefferson High School, Teacher
- Jefferson High School, Vice-Principal-Administration
- Lick-Wilmerding High School, Athletics
- Thornton High School, Teacher
- United States Marine Corp., Sergeant

**ORGANIZATIONS**

- Citizen Organization for Police Station (COPS)
- Veterans of Foreign Wars (VFW)
- American Football Coaches Associations (AFCA)

**PROFESSIONAL ASSOCIATIONS & LICENSES**

- CSDA's Special District Leadership Academy
- Standard Teaching Credential with Specialization in Secondary Teaching
- Lifetime Junior College Teaching Credential

**EDUCATION**

- City College of San Francisco– A. A
- San Francisco State University –B.A., Geography
- San Francisco State University – M.A., Educational Administration



*Directors Jack Burgett & Joshua  
Cosgrove pictured at the December, 2018  
reorganization of the NCCWD Board.*

## **STAFF REPORT - Finance**

Scotts Valley Water District

**Date:** 02/09/23  
**To:** Board of Directors  
**From:** General Manager  
**Item:** Staff Reports 7.3  
**Subject:** **Financial Reports 07/01/22 through 12/31/22**

### **Summary**

Fiscal Year-to-Date (YTD) preliminary figures reflect the period of 07/01/22 through 12/31/22. YTD revenues total \$5.3M and expenses total \$4.1M.

### **Revenue**

December is the sixth month of the fiscal year. YTD potable water sales revenue is \$2.6M, water services revenue is \$1.3M and new connections revenue is \$958K. Total YTD revenue in the potable water fund is \$4.9M, equal to 54% of the budget and 33% higher than the same period last year due to significant one-time revenue from new connections.

YTD recycled water sales revenue is \$279K, water services revenue is \$45K, and \$10K in revenue from new connections for the period. Total YTD revenue of \$336K in the recycled water fund equals 52% of the budget, which is 22% lower than for the same period of last fiscal year.

### **Expenses**

Combined YTD operating expenses are in-line with the budget, with expenses of \$3.2M representing 50% of the budget. Project expenditures total \$0.29M and the debt service principal payments of \$567K have been made.

### **Fund Balance**

Cash reserves at the end of December were approximately \$10.3M with another \$0.9M booked in Accounts Receivable.

### **Enclosed**

Financial Report Q2 of FY 2023  
Budget Status Balance 07/01/22 – 12/31/22  
Budget Status Revenue 07/01/22 – 12/31/22  
Budget Status Expense 07/01/22 – 12/31/22  
Projects Expense 07/01/22 – 12/31/22  
Balance Sheet 12/31/22  
Check Register 12/01/22 – 12/31/22  
Investment Summary 12/31/22

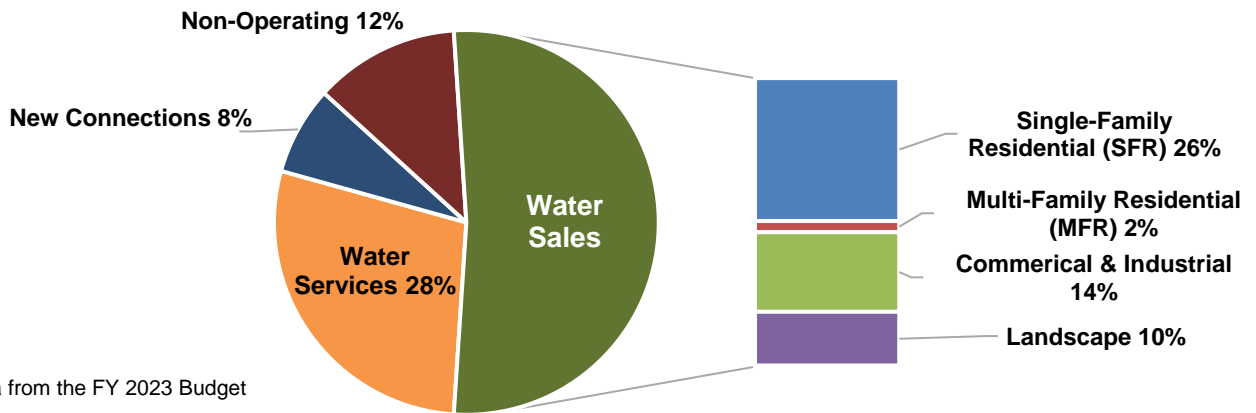


# FY 2023 – Q2 Financial Report

July 1, 2022 – December 31, 2022

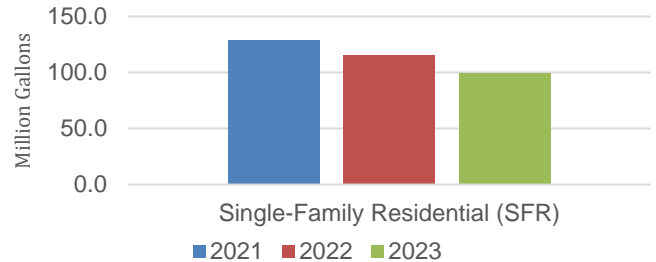
## Revenues

Scotts Valley Water District revenues come from four main sources: Water Sales, Water Services (Basic Service Charge), New Connections, and Non-Operating\*.



The District's largest revenue category is Single Family Residential (SFR) Water Sales. Revenue in the SFR category for the period of July through December is flat from the same period in the prior year. Revenue includes drought surcharges.

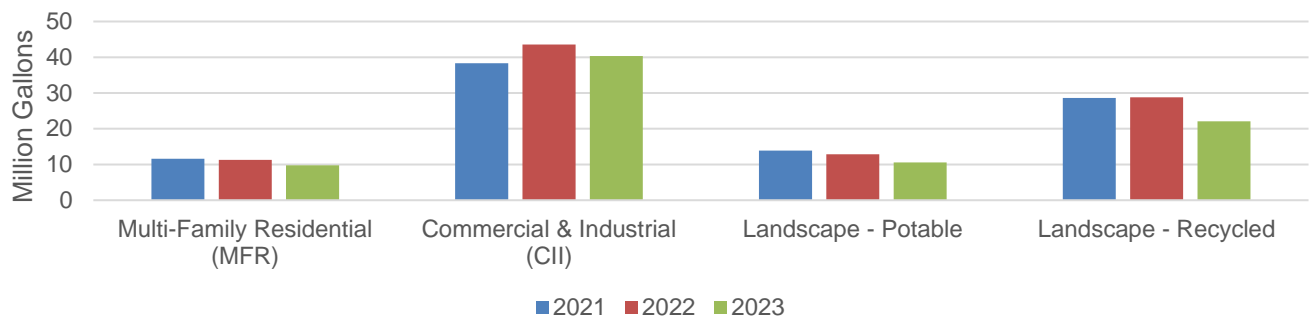
Consumption 3 Year History : SFR (July through December)



## Consumption

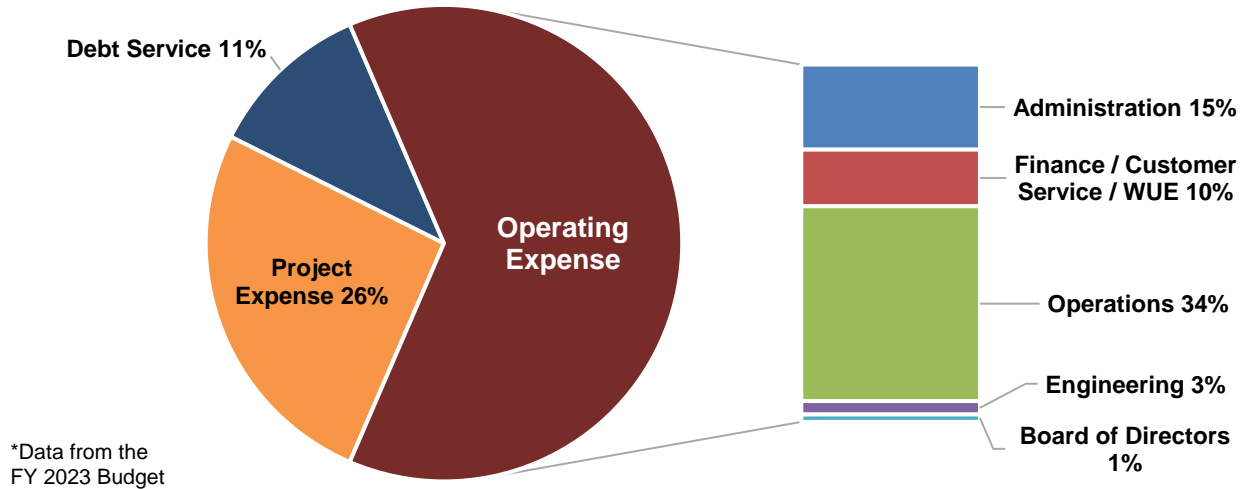
Water consumption by SFR customers through the second quarter is 99 million gallons, down 16.4 million gallons or 14.1% from FY 2022.

Consumption 3 Year History : MFR, CII, Landscape (July through December)



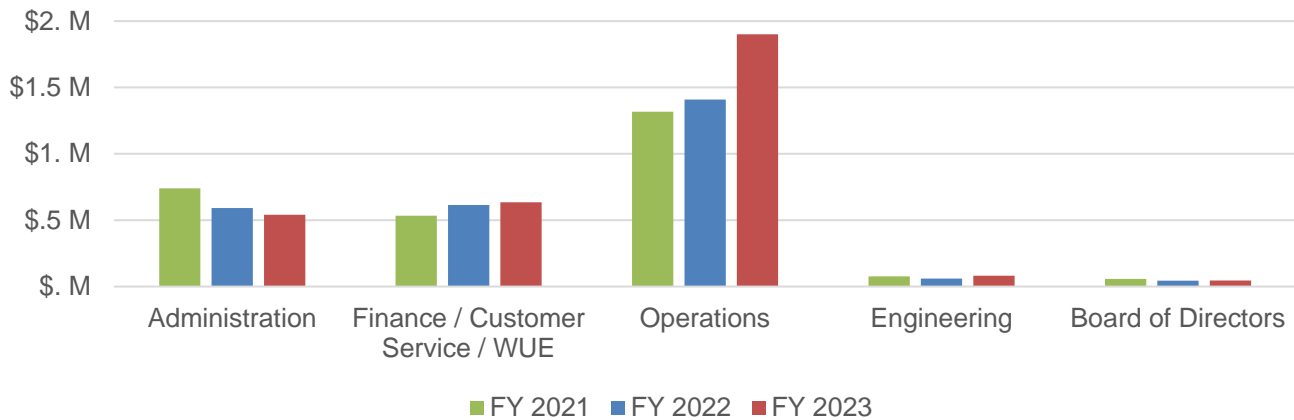
## Expenses

District expenses are comprised of three major categories: Operating Expenses, Project Expenses, and Debt Service. The chart below presents the FY 2023 Budget by expense category, with Operating Expenses broken down by Division\*.



Operating expenses are the organization's largest expense category. District operating expenses reflect the cost of providing uninterrupted high-quality water service across the service area. Operating expenses through Q2 of FY 2023, which accounts for activity from July 2022 through December 2022, are tracking in line with the budget. Total operating expenses in FY 2023 exceed the FY 2022 total for the same period by 17.8%, due to one-time costs in the Operations Division for well maintenance and main maintenance services. The chart below compares Operating Expenditures by Division for each of the past three fiscal years.

**Operating Expenses 3 Year History by Division  
July - December**

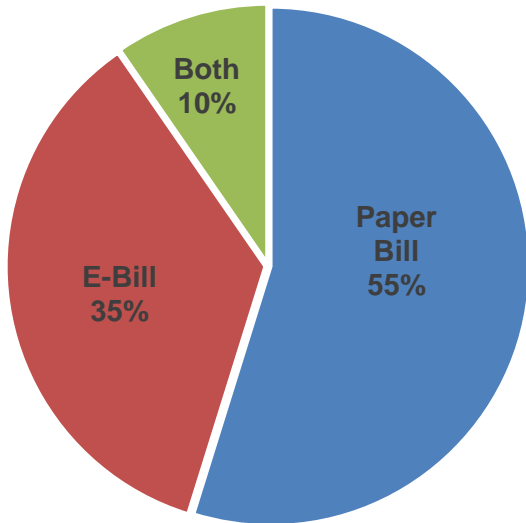


## Customer Accounts

The charts below provide additional information on how customers interact with the District.

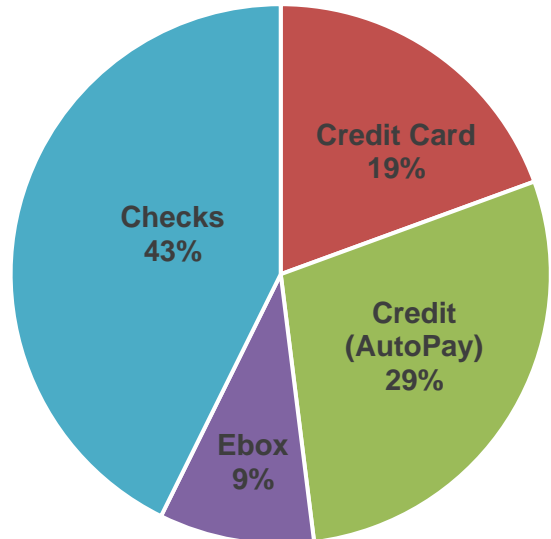
### Total Accounts: 4,498

How do customers RECEIVE their bill?



	FY23 Q1	FY 23 Q2	change
Paper Bill	0.57	0.55	(0.02)
E-Bill	0.34	0.36	0.02
Both	0.09	0.09	0.00

How do customers PAY their bill?



	FY 23 Q1	FY 23 Q2	change
Credit Card	0.19	0.19	0.00
Credit (AutoPay)	0.27	0.29	0.02
Ebox	0.10	0.09	(0.01)
Checks	0.44	0.43	(0.01)

## Delinquent Accounts

Billing	Reminder			Late Payment Penalty		
	Date	Accounts	Emails	Date	Accounts	Past Due Balance
July	4-Aug	573	448	9-Aug	274	\$ 70,186.54
August	1-Sep		597	7-Sep	355	\$ 149,396.64
Sept	4-Oct	596	450	6-Oct	363	\$ 174,599.80
October	4-Nov	507	395	8-Nov	250	\$ 89,139.28
November	2-Dec	754	527	6-Dec	327	\$ 130,299.44
December	4-Jan	565	438	9-Jan	336	\$ 106,069.04

## Rebates

Rebates Processed	# of Rebates	Total Amount
<b>Prior Year (July 2021 – Dec 2021) in blue</b>		
Lawn Removal	34/16	\$30,037/\$23,745
Low Volume Irrigation	6/0	\$60/\$0
Toilet Replacement	28/9	\$2,350/\$850
Pressure Regulators	12/7	\$595/\$400
Pool Covers	7/1	\$877/\$121
Smart Controllers	3/4	\$300/\$391
Small Stream Sprayers	0/0	\$0/\$0
Greywater Harvesting	0/0	\$0/\$0
Rainwater Harvesting	0/0	\$0/\$0
Downspout Diversion	2/0	\$150/\$0
Hardscape Replacement	0/0	\$0/\$0

Rebates / Give-Away Summary						
Rebate/Give Away	Rebate Offerings	Accounts	Units/Gals/Sq. ft	Cost	Water Savings gal/year	Gallons Saved per \$ Spent
High-Efficiency Toilet	\$25-\$125	9	9	\$850	28,644	33
Lawn Removal	\$2.00 / sq. ft	16	12,128	\$23,869	215,869	9
Low Volume Irrigation	\$0.50 / sq. ft	0	0	\$0	0	0
Smart Irrigation Controller	\$100	3	3	\$391	32,160	41
Shower Head	Free		15	0	.7 gpm	Average gallons saved per \$ spent
Faucet Aerator	Free		38	0	1.45 gpm	
Shut Off Nozzle	Free		18	0	Prevents waste	
<b>Totals</b>		<b>28</b>		<b>\$24,986</b>	<b>276,673</b>	<b>11.1</b>

# Budget Status - Balance



Period: 07/01/22 - 12/31/22

FY Remain: 50%

	FY 2022 YTD Actual	FY 2023 YTD Actual	FY 2023 vs. FY 2022	YOY % change	FY 2023 Budget	FY 2023 Remaining Balance	%
<b>Period: 07/01/22 - 12/31/22 (6 months)</b>							
<b>Potable Water - Fund 01</b>							
Water Sales & Services (R10, R20)	\$ 3,480,794	\$ 3,906,111	\$ 425,317	12%	\$ 7,167,900	\$ 3,261,789	46%
New Connections (R25)	\$ 204,057	\$ 976,464	\$ 772,407	379%	\$ 720,200	\$ (256,264)	-36%
Other Revenue (R30, R40)	\$ 33,152	\$ 45,347	\$ 12,195	37%	\$ 1,161,994	\$ 1,116,647	96%
<b>Potable Water Total</b>	<b>\$ 3,718,003</b>	<b>\$ 4,927,921</b>	<b>\$ 1,209,919</b>	<b>33%</b>	<b>\$ 9,050,094</b>	<b>\$ 4,122,173</b>	<b>46%</b>
<b>Recycled Water - Fund 02</b>							
Water Sales & Services (R10, R20)	\$ 375,811	\$ 323,883	\$ (51,928)	-14%	\$ 621,600	\$ 297,717	48%
New Connections (R25)	\$ 51,684	\$ 10,321	\$ (41,363)	-80%	\$ -	\$ (10,321)	#DIV/0!
Other Revenue (R30, R40)	\$ 1,988	\$ 1,733	\$ (254)	-13%	\$ 21,800	\$ 20,067	92%
<b>Recycled Water Total</b>	<b>\$ 429,483</b>	<b>\$ 335,938</b>	<b>\$ (93,545)</b>	<b>-22%</b>	<b>\$ 643,400</b>	<b>\$ 307,462</b>	<b>48%</b>
<b>TOTAL REVENUE</b>	<b>\$ 4,147,485</b>	<b>\$ 5,263,859</b>	<b>\$ 1,116,374</b>	<b>27%</b>	<b>\$ 9,693,494</b>	<b>\$ 4,429,635</b>	<b>46%</b>
<b>Expenses - Fund 01 and Fund 02 Combined</b>							
Salaries & Benefits (E01)	\$ 1,477,824	\$ 1,607,602	\$ 129,778	9%	\$ 3,142,082	\$ 1,534,480	49%
Services & Supplies (E03-E80)	\$ 1,301,156	\$ 1,595,649	\$ 294,493	23%	\$ 3,063,775	\$ 1,468,126	48%
Project Expenses	\$ 391,396	\$ 294,925	\$ (96,471)	-25%	\$ 2,603,968	\$ 2,309,043	89%
Debt Service - Principal	\$ 460,030	\$ 567,298	\$ 107,268	23%	\$ 567,298	\$ -	0%
<b>TOTAL EXPENSES *</b>	<b>\$ 3,630,406</b>	<b>\$ 4,065,474</b>	<b>\$ 435,068</b>	<b>12%</b>	<b>\$ 9,377,123</b>	<b>\$ 5,311,649</b>	<b>57%</b>
<b>NET REVENUE</b>	<b>\$ 517,079</b>	<b>\$ 1,198,385</b>	<b>\$ 681,306</b>		<b>\$ 316,371</b>	<b>\$ (882,014)</b>	
<b>Period: 07/01/22 - 12/31/22 (6 months)</b>							
Total Revenue	\$ 4,147,485	\$ 5,263,859	\$ 1,116,374	27%	\$ 9,693,494	\$ 4,429,635	46%
Total Expenses *	\$ 3,630,406	\$ 4,065,474	\$ 435,068	12%	\$ 9,377,123	\$ 5,311,649	57%
<b>Net Revenue</b>	<b>\$ 517,079</b>	<b>\$ 1,198,385</b>	<b>\$ 681,306</b>		<b>\$ 316,371</b>		
<b>Period: 07/01/22 - 11/30/22 (5 months)</b>							
Total Revenue	\$ 3,837,626	\$ 4,631,337	\$ 793,711	21%	\$ 9,693,494	\$ 5,062,157	52%
Total Expenses *	\$ 3,139,238	\$ 3,477,471	\$ 338,233	11%	\$ 9,377,123	\$ 5,899,652	63%
<b>Net Revenue</b>	<b>\$ 698,388</b>	<b>\$ 1,153,867</b>	<b>\$ 455,478</b>		<b>\$ 316,371</b>		

\* Expense totals do not include depreciation expense



# Budget Status - Revenue



Period: 07/01/22 - 12/31/22

FY Remain: 50%

		FY 2022 YTD Actual	FY 2023 YTD Actual	FY 2023 vs. FY 2022	YOY % change	FY 2023 Budget	FY 2023 Remaining Balance	%
<b>Fund 02</b>	<b>Recycled Water</b>							
R10	Operating Revenue - Water Sales							
02-000-41105	Irrigation Consumption	\$ 304,907	\$ 274,212	\$ (30,696)	-10%	\$ 534,900	\$ 260,688	49%
02-000-41200	Other - Bulk Water	\$ 33,520	\$ 4,564	\$ (28,955)	-86%	\$ -	\$ (4,564)	
	R10 Sub Totals:	\$ 338,427	\$ 278,776	\$ (59,651)	-18%	\$ 534,900	\$ 256,124	48%
R20	Operating Revenue - Water Services							
02-000-42100	Standby Basic Meter Charge	\$ 37,309	\$ 45,107	\$ 7,798	21%	\$ 86,700	\$ 41,593	48%
02-000-43300	Other Operating Revenue	\$ 75	\$ -	\$ (75)	-100%	\$ -	\$ -	
	R20 Sub Totals:	\$ 37,384	\$ 45,107	\$ 7,723	21%	\$ 86,700	\$ 41,593	48%
R25	Operating Revenue - New Connections							
02-000-42101	Other Meter Fee	\$ 797	\$ 266	\$ (531)	33%	\$ -	\$ (266)	
02-000-42102	Other Capacity Fee	\$ 50,887	\$ 10,055	\$ (40,832)	-80%	\$ -	\$ (10,055)	
	R25 Sub Totals:	\$ 51,684	\$ 10,321	\$ (41,363)	-80%	\$ -	\$ (10,321)	
R30	Non-Operating Revenue - Other							
02-000-47110	Interest & Dividend	\$ 1,988	\$ 1,733	\$ (254)	-13%	\$ 6,800	\$ 5,067	75%
02-000-47560	Notes Receivable Payments	\$ -	\$ -	\$ -		\$ 15,000	\$ 15,000	100%
	R30 Sub Totals:	\$ 1,988	\$ 1,733	\$ (254)	-13%	\$ 21,800	\$ 20,067	92%
	<b>Fund 02 Revenue:</b>	<b>\$ 429,483</b>	<b>\$ 335,938</b>	<b>\$ (93,545)</b>	<b>-22%</b>	<b>\$ 643,400</b>	<b>\$ 307,462</b>	<b>48%</b>
	Fund 02 Rev Excl Grants & Cap Contributions	\$ 429,483	\$ 335,938	\$ (93,545)	-22%	\$ 643,400	\$ 307,462	48%
	<b>Revenue Totals:</b>	<b>\$ 4,147,485</b>	<b>\$ 5,263,859</b>	<b>\$ 1,112,823</b>	<b>27%</b>	<b>\$ 9,693,494</b>	<b>\$ 4,439,635</b>	<b>46%</b>
	Revenue Total Excl Grants & Cap Contributions	\$ 4,147,485	\$ 5,250,810	\$ 1,099,774	27%	\$ 9,693,494	\$ 4,452,684	46%

# Budget Status - Expense



Period: 07/01/22 - 12/31/22

FY Remain: 50%

		FY 2022 YTD Actual	FY 2023 YTD Actual	FY 2023 vs. FY 2022	YOY % change	FY 2023 Budget	FY 2023 Remaining Balance	%
<b>Fund 01 and Fund 02 Combined</b>								
<b>Dept</b>	<b>Administration</b>							
E01	Salaries & Benefits	\$ 315,730	\$ 355,296	\$ 39,566	13%	\$ 816,906	\$ 461,610	57%
E03	General & Admin - Services	\$ 178,001	\$ 174,177	\$ (3,824)	-2%	\$ 414,770	\$ 240,593	58%
E05	General & Admin - Supplies	\$ 11,405	\$ 7,423	\$ (3,981)	-35%	\$ 16,900	\$ 9,477	56%
E10	Source of Supply	\$ 86,975	\$ 4,058	\$ (82,917)	-95%	\$ 250,000	\$ 245,942	98%
E70	Other	\$ -	\$ -	\$ -		\$ 5,000	\$ 5,000	100%
	<b>Dept 100 Sub Totals:</b>	<b>\$ 592,111</b>	<b>\$ 540,956</b>	<b>\$ (51,156)</b>	<b>-9%</b>	<b>\$ 1,503,576</b>	<b>\$ 962,620</b>	<b>64%</b>
<b>Dept</b>	<b>Finance/Customer Service</b>							
E01	Salaries & Benefits	\$ 296,252	\$ 293,794	\$ (2,458)	-1%	\$ 553,829	\$ 260,035	47%
E03	General & Admin - Services	\$ 117,886	\$ 118,536	\$ 651	1%	\$ 150,242	\$ 31,706	21%
E05	General & Admin - Supplies	\$ 1,955	\$ 900	\$ (1,055)	-54%	\$ 4,000	\$ 3,100	78%
E35	Customer Accounts	\$ 143,795	\$ 136,428	\$ (7,367)	-5%	\$ 291,764	\$ 155,336	53%
E70	Other	\$ 97,950	\$ 951	\$ (96,999)	-99%	\$ 1,100	\$ 149	14%
E80	Debt Service - Interest	\$ 54,307	\$ 84,174	\$ 29,867	55%	\$ 141,100	\$ 56,927	40%
	<b>Dept 200 Sub Totals:</b>	<b>\$ 712,145</b>	<b>\$ 634,783</b>	<b>\$ (77,362)</b>	<b>-11%</b>	<b>\$ 1,142,035</b>	<b>\$ 507,252</b>	<b>44%</b>
<b>Dept</b>	<b>Operations</b>							
E01	Salaries & Benefits	\$ 771,477	\$ 858,636	\$ 87,159	11%	\$ 1,680,391	\$ 821,755	49%
E03	General & Admin - Services	\$ 97,884	\$ 86,506	\$ (11,378)	-12%	\$ 269,200	\$ 182,694	68%
E05	General & Admin - Supplies	\$ 18,653	\$ 23,575	\$ 4,922	26%	\$ 40,000	\$ 16,425	41%
E07	General Production	\$ 50,008	\$ 69,737	\$ 19,729	39%	\$ 129,300	\$ 59,563	46%
E10	Source of Supply	\$ 43,479	\$ 104,560	\$ 61,081	140%	\$ 120,000	\$ 15,440	13%
E15	Pumping	\$ 190,346	\$ 268,326	\$ 77,980	41%	\$ 542,300	\$ 273,974	51%
E20	Water Treatment	\$ 142,996	\$ 251,477	\$ 108,481	76%	\$ 510,700	\$ 259,223	51%
E25	Transmission & Distribution	\$ 31,689	\$ 236,772	\$ 205,083	647%	\$ 146,600	\$ (90,172)	-62%
E35	Conservation	\$ 1,561	\$ 1,259	\$ (303)	-19%	\$ 5,000	\$ 3,741	75%
E70	Other	\$ 22,428	\$ -	\$ (22,428)	-100%	\$ -	\$ -	
	<b>Dept 300 Sub Totals:</b>	<b>\$ 1,370,521</b>	<b>\$ 1,900,848</b>	<b>\$ 530,327</b>	<b>39%</b>	<b>\$ 3,443,491</b>	<b>\$ 1,542,643</b>	<b>45%</b>
<b>Dept</b>	<b>Engineering</b>							
E01	Salaries & Benefits	\$ 53,680	\$ 57,749	\$ 4,069	8%	\$ 120,368	\$ 62,619	52%
E03	General & Admin - Services	\$ 5,970	\$ 23,059	\$ 17,090	286%	\$ 116,400	\$ 93,341	80%
E05	General & Admin - Supplies	\$ -	\$ 781	\$ 781		\$ 600	\$ (181)	-30%
	<b>Dept 400 Sub Totals:</b>	<b>\$ 59,650</b>	<b>\$ 81,589</b>	<b>\$ 21,939</b>	<b>37%</b>	<b>\$ 237,368</b>	<b>\$ 155,779</b>	<b>66%</b>
<b>Dept</b>	<b>Board of Directors</b>							
E01	Salaries & Benefits	\$ 40,684	\$ 42,127	\$ 1,442	4%	\$ 101,623	\$ 59,496	59%
E03	General & Admin - Services	\$ 3,868	\$ 2,949	\$ (920)	-24%	\$ 28,300	\$ 25,351	90%
E05	General & Admin - Supplies	\$ -	\$ -	\$ -		\$ 800	\$ 800	100%
	<b>Dept 900 Sub Totals:</b>	<b>\$ 44,553</b>	<b>\$ 45,076</b>	<b>\$ 523</b>	<b>1%</b>	<b>\$ 130,723</b>	<b>\$ 85,647</b>	<b>66%</b>

# Budget Status - Expense



Period: 07/01/22 - 12/31/22

FY Remain: 50%

		FY 2022 YTD Actual	FY 2023 YTD Actual	FY 2023 vs. FY 2022	YOY % change	FY 2023 Budget	FY 2023 Remaining Balance	%
<b>Summary</b>								
E01	Salaries & Benefits	\$ 1,477,824	\$ 1,607,602	\$ 129,778	9%	\$ 3,273,117	\$ 1,665,515	51%
E03	General & Admin - Services	\$ 403,609	\$ 405,228	\$ 1,619	0%	\$ 978,912	\$ 573,684	59%
E05	General & Admin - Supplies	\$ 32,013	\$ 32,679	\$ 666	2%	\$ 62,300	\$ 29,621	48%
E07	General Production	\$ 50,008	\$ 69,737	\$ 19,729	39%	\$ 129,300	\$ 59,563	46%
E10	Source of Supply	\$ 130,454	\$ 108,619	\$ (21,835)	-17%	\$ 370,000	\$ 261,381	71%
E15	Pumping	\$ 190,346	\$ 268,326	\$ 77,980	41%	\$ 542,300	\$ 273,974	51%
E20	Water Treatment	\$ 142,996	\$ 251,477	\$ 108,481	76%	\$ 510,700	\$ 259,223	51%
E25	Transmission & Distribution	\$ 31,689	\$ 236,772	\$ 205,083	647%	\$ 146,600	\$ (90,172)	-62%
E35	Customer Accounts	\$ 167,785	\$ 137,687	\$ (30,098)	-18%	\$ 292,864	\$ 155,485	53%
E70	Other	\$ 97,950	\$ 951	\$ (96,999)	-99%	\$ 6,100	\$ -	0%
E80	Debt Service - Interest	\$ 54,307	\$ 84,174	\$ 29,867	55%	\$ 141,100	\$ 56,927	40%
	Purchase Order Carryover					\$ 14,000		
<b>District Expense Total:</b>		<b>\$ 2,778,980</b>	<b>\$ 3,203,251</b>	<b>\$ 424,271</b>	<b>15%</b>	<b>\$ 6,467,293</b>	<b>\$ 3,245,201</b>	<b>50%</b>
<b>Fund 01 and 02 Combined</b>								
E01	Salaries & Benefits	\$ 1,477,824	\$ 1,607,602	\$ 129,778	9%	\$ 3,273,117	\$ 1,665,515	51%
E03-E80	Services & Supplies	\$ 1,301,156	\$ 1,595,649	\$ 294,493	23%	\$ 3,180,176	\$ 1,584,527	50%
	Purchase Order Carryover					\$ 20,000		
<b>District Expense Total:</b>		<b>\$ 2,778,980</b>	<b>\$ 3,203,251</b>	<b>\$ 424,271</b>	<b>15%</b>	<b>\$ 6,473,293</b>	<b>\$ 3,250,042</b>	<b>50%</b>

# Projects - Expense



Period: 07/01/22 - 12/31/22

FY Remain: 50%

		FY 2023 YTD Actual	FY 2023 Budget *	FY 2023 Remaining Balance	%
<b>Fund 01 and Fund 02 Combined</b>					
<b>Project</b>	<b>Description</b>				
C15007	Lompico Formation Production Well (Well 9)	\$ 8,326	\$ 286,488	\$ 278,162	97%
---	<i>SVWD Production Well- Grant Reimb</i>	\$ (11,063)	\$ (286,488)	\$ (275,425)	96%
C16024	Bethany Tank Rehabilitation	\$ 2,331	\$ 192,925	\$ 190,594	99%
M17011	Meters with AMI	\$ 27,501	\$ 25,000	\$ (2,501)	-10%
C17011	AMI Technology for Meters		\$ 5,000	\$ 5,000	100%
C17018	Specialized Operations Vehicle		\$ 50,000	\$ 50,000	100%
C19020	El Pueblo WTP Improvements		\$ 150,000	\$ 150,000	100%
C19030	Hacienda Pump Station Improvements	\$ 49,469	\$ 54,035	\$ 4,566	8%
C20010	Main Replacement Program - PW	\$ 210,828	\$ 289,867	\$ 79,039	27%
C20040	Administrative Building Improvements		\$ 90,290	\$ 90,290	100%
C22010	Well 3B Replacement	\$ 7,533	\$ 1,431,851	\$ 1,424,319	99%
C23010	SCWD-SVWD System Intertie	\$ 1,986	\$ 500,000	\$ 498,014	100%
---	<i>SCWD-SVWD System Intertie - Grant Reimb</i>	\$ (1,986)	\$ (500,000)	\$ (498,014)	100%
TBD	Monte Fiore Pump Station Rehab		\$ 75,000	\$ 75,000	100%
TBD	Purified Recycled Water Recharge		\$ 50,000	\$ 50,000	100%
TBD	Pressure Regulator Station - Granite Creek		\$ 15,000	\$ 15,000	100%
TBD	Service Line Replacement - Monteville		\$ 150,000	\$ 150,000	100%
TBD	Corp Yard Improvements		\$ 25,000	\$ 25,000	100%
<b>Projects Expense Totals:</b>		<b>\$ 294,925</b>	<b>\$ 2,603,968</b>	<b>\$ 2,309,043</b>	<b>89%</b>

# Balance Sheet



## Fund 01, Fund 02 and Fund 03 Combined

	12/31/21	12/31/22
<b>Assets</b>		
Cash	\$4,544,194	\$10,278,333
Accrued Interest	\$3,271	\$30,669
A/R Customer-Water	\$1,175,081	\$892,755
A/R - Other	\$7,869	\$8,579
Interfund Loan Receivable	\$888,040	\$888,040
Inventory	\$229,228	\$213,404
Prepaid Expense	\$132,337	\$32,131
Note Receivable	\$88,333	\$69,167
JPA Investment	\$387,112	\$398,572
Land & Right-of-ways	\$650,697	\$650,697
Construction-in-progress	\$1,073,327	\$737,081
Water Rights / Intangible Assets	\$5,267,833	\$5,267,833
Plant & Equipment	\$42,572,708	\$44,102,981
Depreciation/Amortization	(\$24,663,015)	(\$25,834,981)
Deferred Pension Outflows	\$1,691,330	\$2,441,687
Unfunded OPEB Liability	\$140,200	\$121,850
	<b>\$34,188,544</b>	<b>\$40,298,798</b>
<b>Liabilities</b>		
A/P & Accrued Expenses	\$140,154	\$169,805
Accrued Salaries & Wages	\$42,377	\$43,587
Customer Deposits	\$259,210	\$307,010
Interfund Loans	\$888,040	\$888,040
LT Liabilities Due in 1 Yr	\$38,251	\$38,838
Unearned Revenue	\$54,498	\$79,243
Long-term Liabilities	\$10,730,176	\$12,243,360
Deferred Pension Inflows	\$116,480	\$1,263,330
	<b>\$12,269,186</b>	<b>\$15,033,213</b>
<b>Fund Balance</b>		
Investment in Capital Assets	\$17,684,486	\$20,391,522
Unrestricted Net Position	\$2,934,498	\$2,826,213
	<b>\$20,618,984</b>	<b>\$23,217,735</b>
Total Liabilities and Fund Balance:	\$32,888,170	\$38,250,947
Total Retained Earnings:	\$1,300,375	\$2,047,851
Total Fund Balance and Retained Earnings:	\$21,919,359	\$25,265,586
<b>Total Liabilities, Fund Balance, and Retained Earnings:</b>	<b>\$34,188,545</b>	<b>\$40,298,798</b>

Scotts Valley Water District  
AP Check Register  
December 2022

Vendor Name	Check Date	Check No.	Check Amount	Description
ABRUZZINI MARIA	12/8/2022	31577	1,475.00	Damaged Service Line Connection
ACWA/JPIA	12/22/2022	31625	38,913.03	EE & Retiree Benefits - Jan 2023
AFLAC	12/8/2022	31578	222.72	EE Self-Funded Supplemental Benefits - Nov 2022
ALRECK DAVID & KAREN	12/8/2022	31579	200.00	Bulk RW Meter Deposit Refund
AUTOMATIONDIRECT.COM INC	12/22/2022	31626	185.48	Hacienda PS Improvements - Outlets Relays
BADGER METER	12/22/2022	31627	4,155.80	Cell Charge for PW/RW Meter Reads - Nov 2022
BASILICO BRIER	12/22/2022	31628	35.73	Refund Check 014104-000 111 BEAN CREEK RD #152
BATTERIES PLUS BULBS #314	12/22/2022	31629	36.41	Batteries - Hydrant Pressure Recorders
BENDER ROSENTHAL INC	12/8/2022	31580	1,713.62	Intertie Project - Purchasing Well Site Services
BOYNTON FENCE	12/22/2022	31630	3,754.00	Temp Fencing - Bethany Tank
BRENNTAG PACIFIC INC	12/8/2022	31581	3,053.74	Water Treatment Chemicals
BRENNTAG PACIFIC INC	12/22/2022	31631	3,825.98	Water Treatment Chemicals
BUSINESS WITH PLEASURE	12/22/2022	31632	247.76	Sign Printing
CHASE	12/22/2022	31633	25,549.96	Debt Service - 2016 Refunding Loan Interest Payment
CITY OF SCOTTS VALLEY	12/8/2022	31582	1,902.63	Bi-Monthly Treatment Disposal - El Pueblo WTP
CITY OF SCOTTS VALLEY	12/8/2022	31582	4,770.98	Bi-Monthly Treatment Disposal - ORWTP
CITY OF SCOTTS VALLEY	12/8/2022	31582	110.46	Bi-Monthly Sewer Service - 2 Civic Ctr
CITY OF SCOTTS VALLEY	12/8/2022	31582	4,180.35	Bi-Monthly Treatment Disposal - Well 10
CITY OF SCOTTS VALLEY	12/8/2022	31583	510.00	Bacti Samples - Oct 2022
CITY OF SCOTTS VALLEY	12/22/2022	31634	540.00	Bacti Samples
CIVIL CONSULTANTS GROUP INC	12/22/2022	31635	9,800.00	Surveying Services
CIVIL CONSULTANTS GROUP INC	12/22/2022	31635	515.00	General Engineering Services - November 2022
COUNTY OF SANTA CRUZ	12/8/2022	31584	946.00	Landfill Waste - Nov 2022
CROWLEY PHILIP	12/8/2022	31585	900.00	Customer Rebates - Special Lawn / Turf Rebate
DASSELS PETROLEUM	12/8/2022	31586	1,620.32	Vehicle Fuel - Nov 2022
DON CHAPIN COMPANY	12/8/2022	31587	2,000.00	Bulk RW Meter Deposit Refund
DYNAMIC PRESS INC	12/8/2022	31588	95.48	Business Cards - Gillespie McNair
ESTATE OF JAY TEBBE	12/22/2022	31636	300.00	Customer Rebates - Toilets
EXCEEDIO	12/22/2022	31637	330.00	Project - Transfer Ownership of SMGWA.ORG from SLVWD to SVWD
EXCEEDIO	12/22/2022	31637	6,010.50	Monthly Managed Services: HaaS/SaaS/ITaaS - Jan 2023
EXCEEDIO	12/22/2022	31637	1,398.55	Monthly Managed Services: SCADA - January 2023
FASTENAL COMPANY	12/8/2022	31589	763.10	Safety Glasses. Gloves Rain Clothes
GOVERNMENT FINANCE OFFICERS ASSOC	12/8/2022	31590	160.00	GFOA Membership Renewal - Kurns
GRADY APRIL	12/22/2022	31638	2,380.00	Customer Rebates - Special Lawn & Turf Rebate
GRAINGER	12/8/2022	31591	22.83	Tools - Drill Bits
GRAINGER	12/22/2022	31639	311.95	Sign Post; Label Cartridge
GRAINGER	12/22/2022	31639	267.95	Tools - Torque Wrench
GRAINGER	12/22/2022	31639	54.91	No Parking Sign
GREEN WASTE RECOVERY INC	12/8/2022	31592	400.19	Monthly Trash Svc - El Pueblo
HAIGHT ROBERT	12/8/2022	31593	784.98	Retiree Medical - Nov 2022
HAIGHT ROBERT	12/8/2022	31593	784.98	Retiree Medical - Dec 2022
HAIGHT ROBERT	12/8/2022	31593	784.98	Retiree Medical - Oct 2022
HARMON PIRET	12/8/2022	31594	50.00	ACWA Fall 2022 Conference - Parking - Harmon
HARMON PIRET	12/8/2022	31594	177.96	ACWA Fall 2022 Conference - Airfare - Harmon
HARMON PIRET	12/8/2022	31594	159.91	ACWA Fall 2022 Conference - Ground Transportation - Harmon
HARMON PIRET	12/8/2022	31594	316.00	ACWA Fall 2022 Conference - Per Diems - Harmon
HARRINGTON INDUSTRIAL PLASTICS LLC	12/8/2022	31595	3,260.23	PVC Valves
HEALTHQUITY INC	12/22/2022	31640	47.20	HSA Admin Fees - Dec 2022
HEALTHQUITY INC	12/22/2022	31641	195.00	PW 46 EE HSA Contribution for Nate Gillespie
HEALTHQUITY INC	12/22/2022	31641	366.67	PW 46 ER HSA Contribution for Nate Gillespie
ICONIX WATERWORKS (US) INC	12/8/2022	31596	22.53	Adapters
ICONIX WATERWORKS (US) INC	12/22/2022	31642	1,449.85	Corp Keys
ICONIX WATERWORKS (US) INC	12/22/2022	31642	2,074.67	Valve; Sleeve; Reducer
ICONIX WATERWORKS (US) INC	12/22/2022	31642	457.29	Adapter
ICONIX WATERWORKS (US) INC	12/22/2022	31642	827.87	Adapters
INFOSEND	12/22/2022	31643	1,715.24	PW/RW UB Billing Statements Printing / Mailing - Nov 2022
INFOSEND	12/22/2022	31643	13.57	PW/RW UB Billing Statements Printing / Mailing - Nov 2022
JACKSON LANDSCAPE	12/8/2022	31597	390.00	Landscape Maint -2 Civic Ctr - Nov 2022
JDB SYSTEMS	12/8/2022	31598	1,465.60	WTP Meter Calibration
JDB SYSTEMS	12/22/2022	31644	1,465.60	4 WTP Meters Tested for Accuracy
KASSIS JANETTE	12/8/2022	31599	373.15	Retiree Medical - Dec 2022
KASSIS JANETTE	12/8/2022	31599	373.15	Retiree Medical - Oct 2022
KASSIS JANETTE	12/8/2022	31599	373.15	Retiree Medical - Nov 2022
KENNEDY/JENKS CONSULTANTS	12/8/2022	31600	8,483.80	Re-Initiate Transit Center LID Project
LAW OFFICE OF ROBERT E BOSSO	12/22/2022	31645	3,500.00	Legal Counsel Services - Nov 2022

AP Check Register cont.  
December 2022

Vendor Name	Check Date	Check No.	Check Amount	Description
LEISHMAN WADE	12/8/2022	31601	185.51	Director Medical - Oct 2022
LEISHMAN WADE	12/8/2022	31601	185.51	Director Medical - Dec 2022
LEISHMAN WADE	12/8/2022	31601	185.51	Director Medical - Nov 2022
M&M BACKFLOW & METER MAINTENANCE	12/8/2022	31602	512.50	Meter Testing
MILLER MAXFIELD INC	12/8/2022	31603	2,425.00	Communication & Public Outreach Services - November 2022
MISCOWATER	12/22/2022	31646	381.94	Chemical Pump Parts
MISSION UNIFORM SERVICE	12/8/2022	31604	485.56	Uniform Laundering / Rental Service - Nov 2022
MONRO INC	12/22/2022	31647	409.05	Truck 28 - Replace Tire
MONTEREY BAY AIR RESOURCES DISTRICT	12/8/2022	31605	3,551.00	Regulatory Fees - Monterey Bay Air Resources District
MONTEREY BAY AIR RESOURCES DISTRICT	12/8/2022	31606	1,488.00	ORWTP - Permit Modification - Bio Filtration Tower
MONTEREY BAY ANALYTICAL SERVICES	12/22/2022	31648	232.00	Lab Testing for Water Quality
MONTEREY BAY ANALYTICAL SERVICES	12/22/2022	31648	136.00	Lab Testing for Water Quality
MOORE HOLLY	12/8/2022	31607	2,770.00	Customer Rebates - Special Lawn / Turf Rebate
NAPA AUTO PARTS	12/22/2022	31649	696.65	Tools - Vac Truck Inverter
NATIONWIDE RETIREMENT SOLUTIONS	12/8/2022	31608	2,863.80	IRS 457 Plan - Payroll Date 12/2/2022
NATIONWIDE RETIREMENT SOLUTIONS	12/22/2022	31650	2,771.49	IRS 457 Plan - Payroll Date 12/16/2022
NORTON PATRICIA	12/8/2022	31609	444.77	Retiree Medical - Dec 2022
NORTON PATRICIA	12/8/2022	31609	444.77	Retiree Medical - Oct 2022
NORTON PATRICIA	12/8/2022	31609	444.77	Retiree Medical - Nov 2022
O'REILLY AUTOMOTIVE INC	12/8/2022	31610	15.33	Copper Lugs
PACIFIC GAS & ELECTRIC	12/8/2022	31611	79.21	Electricity - Skypark - November 2022
PACIFIC GAS & ELECTRIC	12/22/2022	31651	238.85	Electricity - RW - Dec 2022
PACIFIC GAS & ELECTRIC	12/22/2022	31651	33,796.33	Electricity - PW - Dec 2022
PACIFIC GAS & ELECTRIC	12/22/2022	31651	2,011.47	Electricity - 2 Civic - Dec 2022
PALACE BUSINESS SOLUTIONS	12/22/2022	31652	8.53	Office Supplies - Pencils; Markers
PALACE BUSINESS SOLUTIONS	12/22/2022	31652	20.31	Office Supplies - Pencils; Notebooks
PERRI CHRISTOPHER	12/8/2022	31612	1,168.83	Director Medical - Nov 2022
PERRI CHRISTOPHER	12/8/2022	31612	298.00	ACWA Fall 2022 Conference - Per Diems - Perri
PERRI CHRISTOPHER	12/8/2022	31612	1,168.83	Director Medical - Dec 2022
PERRI CHRISTOPHER	12/8/2022	31612	725.34	ACWA Fall 2022 Conference - Lodging - Perri
PERRI CHRISTOPHER	12/8/2022	31612	147.97	ACWA Fall 2022 Conference - Airfare - Perri
PERRI CHRISTOPHER	12/8/2022	31612	(75.00)	ACWA Fall 2022 Conference - Guest Registration- Perri
PERRI CHRISTOPHER	12/8/2022	31612	120.00	ACWA Fall 2022 Conference - Parking - Perri
PERRI CHRISTOPHER	12/8/2022	31612	31.25	ACWA Fall 2022 Conference - Mileage - Perri
PERRI CHRISTOPHER	12/8/2022	31612	96.05	ACWA Fall 2022 Conference - Ground Transportation - Perri
PERRI CHRISTOPHER	12/8/2022	31612	1,168.83	Director Medical - Oct 2022
PIED PIPER EXTERMINATORS	12/8/2022	31613	270.00	Pest Control @ Pump Buildings - Nov 2022
RAKELA JIM	12/8/2022	31614	5.71	Refund Check 014049-000 0 FILL STATION
RAKELA JIM	12/22/2022	31653	200.00	Bulk RW Meter Deposit Refund
REBER DANIEL	12/8/2022	31615	1,356.17	Director Medical - Dec 2022
REBER DANIEL	12/8/2022	31615	1,356.17	Director Medical - Oct 2022
REBER DANIEL	12/8/2022	31615	1,356.17	Director Medical - Nov 2022
REGIONAL WATER MGMNT FOUNDATION	12/22/2022	31654	10,000.00	Annual Contribution per MOA
SANTA CRUZ COUNTY CLERK	12/22/2022	31655	125.00	Board Election Services - Election Dated 11/8/2022
SANTA CRUZ RECORDS MANAGEMENT	12/22/2022	31656	50.00	Document Destruction
SCARBOROUGH LUMBER & BUILDING SUPPLY	12/22/2022	31657	37.25	Main Maint - Spray Paint Straps
SCARBOROUGH LUMBER & BUILDING SUPPLY	12/22/2022	31657	87.78	Chemicals - Chlorine
SCARBOROUGH LUMBER & BUILDING SUPPLY	12/22/2022	31657	97.33	WTP Maint - Fittings Pipe Wrap
SCARBOROUGH LUMBER & BUILDING SUPPLY	12/22/2022	31657	6.88	Pumps - Screws Bit
SCARBOROUGH LUMBER & BUILDING SUPPLY	12/22/2022	31657	59.23	Supplies - Batteries Lights
SCARBOROUGH LUMBER & BUILDING SUPPLY	12/22/2022	31657	337.41	Tools - Truck Tools Saws
SCARBOROUGH LUMBER & BUILDING SUPPLY	12/22/2022	31657	32.65	Meters - PT Lumber Screws
SCHWARTZ DON	12/8/2022	31616	200.00	Bulk RW Meter Deposit Refund
SPRINGBROOK HOLDING COMPANY LLC	12/22/2022	31658	2,425.00	Civic Pay Transaction Fees - Nov 2022
STEVENSON LANDSCAPING	12/8/2022	31617	750.00	Landscaping @ Misc Locations - Nov 2022
STILES RUTH	12/8/2022	31618	377.42	Director Medical - Nov 2022
STILES RUTH	12/8/2022	31618	377.42	Director Medical - Dec 2022
STILES RUTH	12/8/2022	31618	377.42	Director Medical - Oct 2022
SWRCB	12/22/2022	31659	794.00	Annual Fees NPDES
SWRCB-DWOCP	12/8/2022	31619	160.00	D2 Cert Renewal - Knutson
SYCAL ENGINEERING INC	12/22/2022	31660	2,190.00	Engineering for SCADA
SYCAL ENGINEERING INC	12/22/2022	31660	100.89	Engineering for SCADA
THE NEW YORK BLOWER CO	12/8/2022	31620	577.08	ORWTP - Blower Replacement Parts
THE NEW YORK BLOWER CO	12/8/2022	31620	4,499.75	ORWTP - Blower Replacement Parts
U.S. BANK EQUIPMENT FINANCE	12/22/2022	31661	372.14	Copier Lease - Dec 2022
UNITED RENTALS INC	12/8/2022	31621	143.77	Core Drill Rental

**AP Check Register cont.  
December 2022**

Vendor Name	Check Date	Check No.	Check Amount	Description
-------------	------------	-----------	--------------	-------------

UNITED SITE SERVICES	12/22/2022	31662	297.40	Portable Toilet Rental - ORWTP - Dec 2022
UNIVERSAL BUILDING SERVICES	12/8/2022	31622	432.00	Janitorial Service - El Pueblo - Nov 2022
UNIVERSAL BUILDING SERVICES	12/8/2022	31622	532.00	Janitorial Service - 2 Civic Ctr - Nov 2022
UNIVERSITY OF SOUTHERN CALIFORNIA	12/22/2022	31663	179.45	Annual Membership - Cross Connection & Hydraulic Research
USABLUEBOOK	12/8/2022	31623	219.18	Kynar Fittings
USABLUEBOOK	12/8/2022	31623	171.47	Curb Box Wrench
USABLUEBOOK	12/22/2022	31664	1,088.93	Sample Bottles
VALERO FLEET	12/8/2022	31624	218.12	Vehicle Fuel - Nov 2022

**258,882.39** \$

**Wire / ACH Payments**

**December 2022**

Vendor Name	Trans Date	Check No.	Trans Amount	Description
ADP	12/9/2022	n/a	236.80	ADP Workforce Now HR Fees - Nov 2022
ADP	12/9/2022	n/a	201.55	ADP Time & Attendance Fees - Nov 2022
ADP	12/9/2022	n/a	623.44	ADP PW44, PW46, PW48 Fees
BlueFin	12/2/2022	n/a	77.32	Bluefin Civic PayPad Fees - Nov 2022
BlueFin	12/2/2022	n/a	7,537.92	Bluefin CC Processing Fees - Nov 2022
BlueFin	12/22/2022	n/a	34,432.77	Bluefin CC Processing Fees - Jul - Oct 2022
CalPERS	12/15/2022	n/a	14,620.92	CalPERS Unfunded Liability Payment - Dec 2022
CalPERS	12/2/2022	n/a	13,274.55	CalPERS Retirement PW 48
CalPERS	12/15/2022	n/a	13,202.77	CalPERS Retirement PW 50
Wells Fargo CC	12/27/2022	n/a	9,615.84	WFB CC Payment - Oct 2022
First Foundation Bank	12/21/2022	n/a	71,381.25	Interest Payment for 2021 Loan

**165,205.13**

**WFB Credit Card Payment**

**December 2022**

Vendor Name	Trans Date	Check No.	Trans Amount	Description
Verizon	12/2/2022		408.64	Cell Phones / Tablets
Santa Cruz Sentinel	12/1/2022		12.00	Monthly Subscription
Amazon	11/30/2022		32.90	Office Party Supplies - Table Cloths
Dollar Tree - Scotts Valley, CA	11/30/2022		19.95	Office Party Supplies
Amazon	11/28/2022		55.24	Office Supplies - Mouse Pads, Labels, Bakery Boxes
Zoom	11/27/2022		40.00	Zoom Cloud Recording Fees
Newegg	11/23/2022		41.45	Keyboard
Evogov, Inc	11/23/2022		75.00	Website Hosting & Maintenance
Comcast	11/23/2022		435.80	Internet - El Pueblo
Amazon	11/21/2022		345.89	Office Supplies - Keyboard, Mouse, Webcam
Amazon	11/21/2022		45.85	Office Supplies - Laptop Case, Folders
USPS	11/20/2022		27.90	
Liebert Cassidy Whitmore	11/20/2022		100.00	Public Agency Legislative Roundup
ErgoDirect	11/16/2022		809.68	Office Chair
Amazon	11/16/2022		29.50	Mouse Pads
Planet Orange	11/14/2022		104.00	Pest Control - 2 Civic Center
Planet Orange	11/14/2022		69.00	Pest Control - El Pueblo
AT&T	11/13/2022		478.77	SCADA Auto Dialer Modem / Alarm - Oct 2022
Office Depot	11/11/2022		263.40	COVID Tests
AT&T	11/8/2022		33.97	AT&T Circuits - Oct 2022
Comcast	11/6/2022		435.80	Internet - 2 Civic Center
MailChimp	11/4/2022		69.99	Monthly Mailchimp Digital Marketing / Promotional Services
AT&T	11/4/2022		69.55	Backup Internet - El Pueblo
AT&T	11/4/2022		85.60	Backup Internet - 2 Civic Center
Carhartt	11/29/2022		4,558.79	Uniform Clothing
Amazon	11/6/2022		16.45	Monthly Prime Membership Fee
Alaska Airlines	12/2/2022		30.00	ACWA Fall 2022 - Airline Fees - McNair
Alaska Airlines	11/30/2022		30.00	ACWA Fall 2022 - Airline Fees - McNair
OWP Sac State	11/24/2022		100.00	Contact Hours for Certification
Amazon	11/22/2022		30.72	Office Supplies - Keyboard
Times Publishing	12/2/2022		178.50	Monthly Advertising
Press Banner	11/6/2022		293.00	Monthly Advertising
Times Publishing	11/6/2022		178.50	Monthly Advertising
Business Radio Licensing	11/19/2022		110.00	Radio License Renewal - SCADA

**9,615.84**

Scotts Valley Water District

Investment Summary

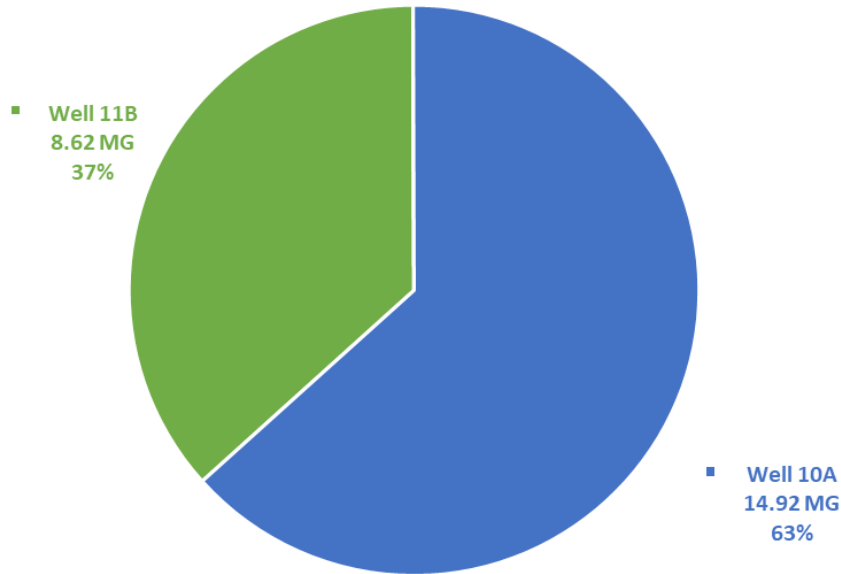
As of 12/31/2022

Institution	Investment	CUSIP	Purchased	Maturity	Purchase \$	Rate		Balance as of:		Market Value
						9/30/2022	12/31/2022	9/30/2022	12/31/2022	12/31/2022
<b>Unrestricted Funds:</b>										
LAIF	Local Agency Investment Fund		various			1.35%	2.07%	\$ 5,535,479	\$ 5,551,431	\$ 5,448,114
WFB	Checking - General		various			0.03%	0.03%	\$ 34,452	\$ 18,570	\$ 18,570
WFB	Checking - Payroll		various			0.03%	0.03%	\$ 8,558	\$ 10,208	\$ 10,208
WFB	Checking - Revenue		various			0.00%	0.00%	\$ 3,741,882	\$ 4,748,596	\$ 4,748,596
<b>Subtotal for Unrestricted Funds:</b>								<b>\$ 9,320,371</b>	<b>\$ 10,328,805</b>	<b>\$ 10,225,489</b>
<i>Weighted Average Yield</i>							1.11%			

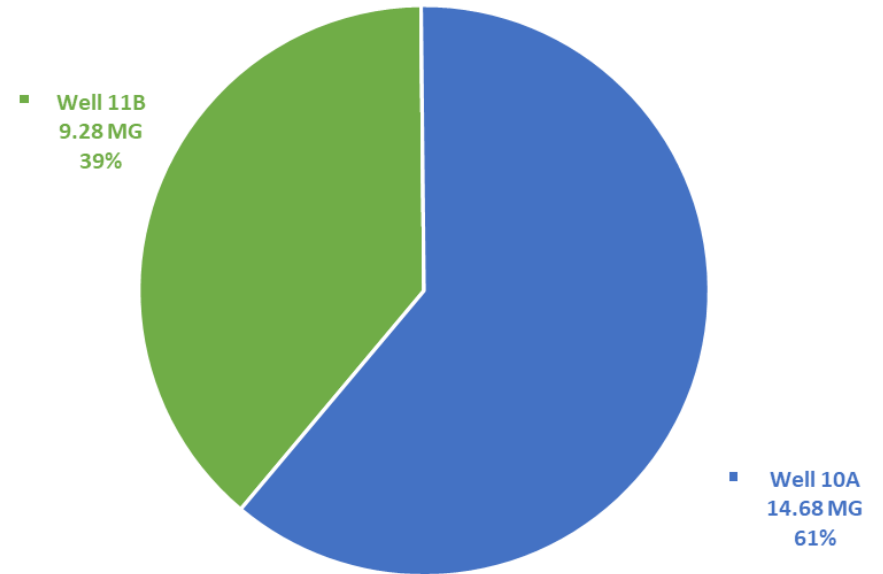
The current investments comply with the requirements of the Investment Policy (P200-14-1)  
 Sufficient cash is available to meet expected expenditure requirements for the next six months.

## Well Production

December 2022



January 2023

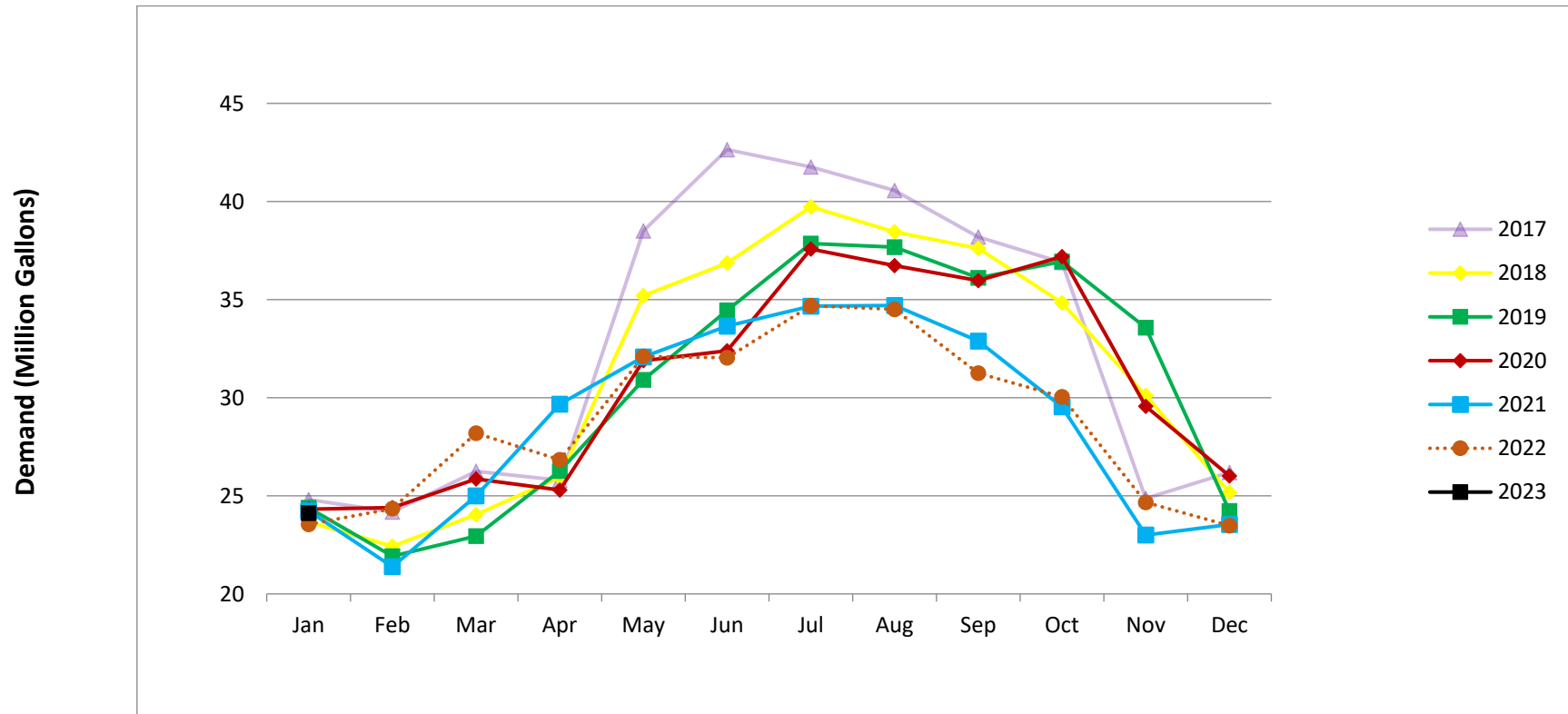


### Total Production (Million Gallons)

December 2022	23.54 MG	4.64 % decrease from November
January 2023	23.96 MG	1.79 % increase from December

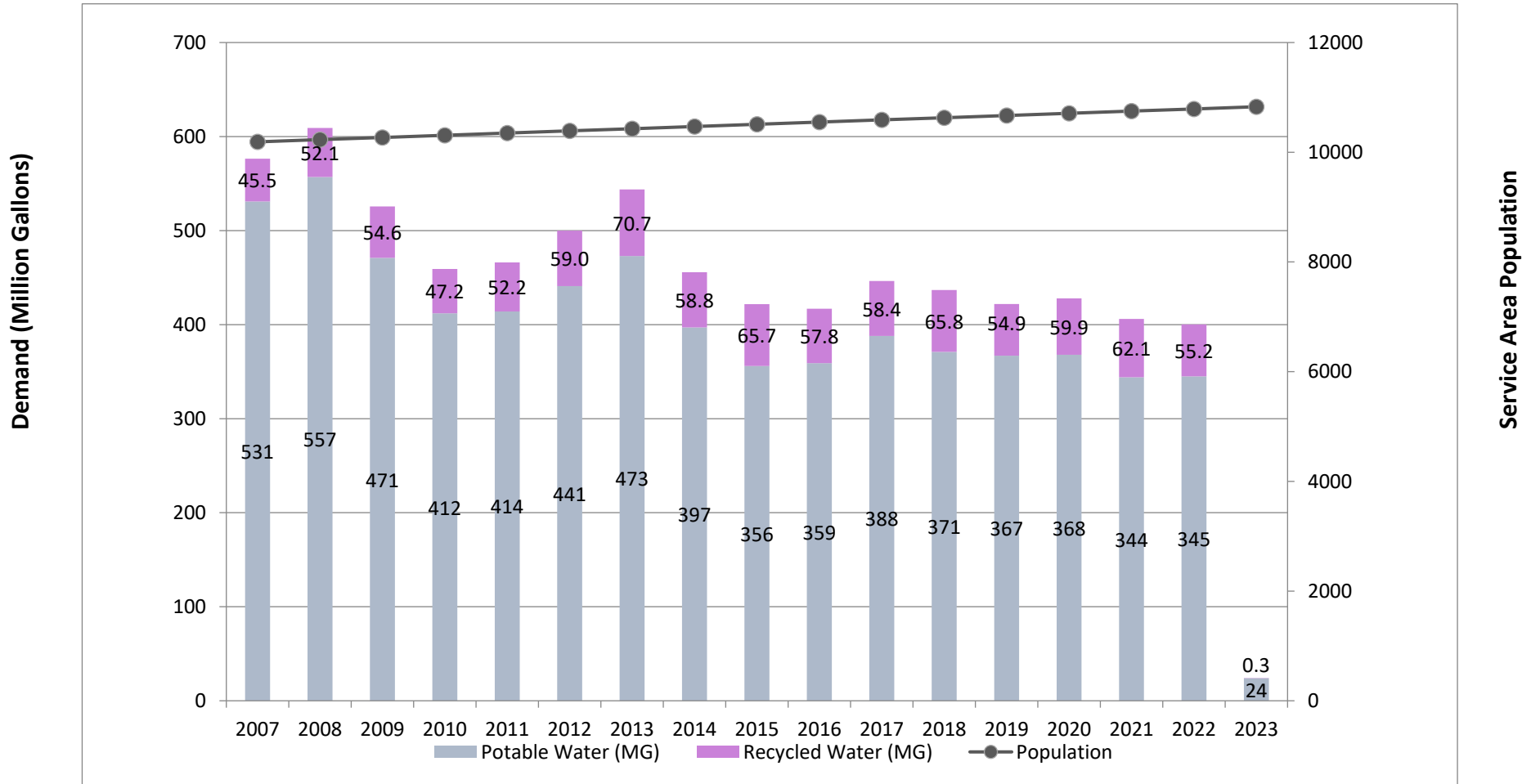
**Production is Water Pumped +/- Water used for Well Maintenance Activities**

### Potable Water Demand



Demand is Production +/- Change in Storage

### Potable and Recycled Water Demand vs. Population



Demand is Production +/- the Change in Storage

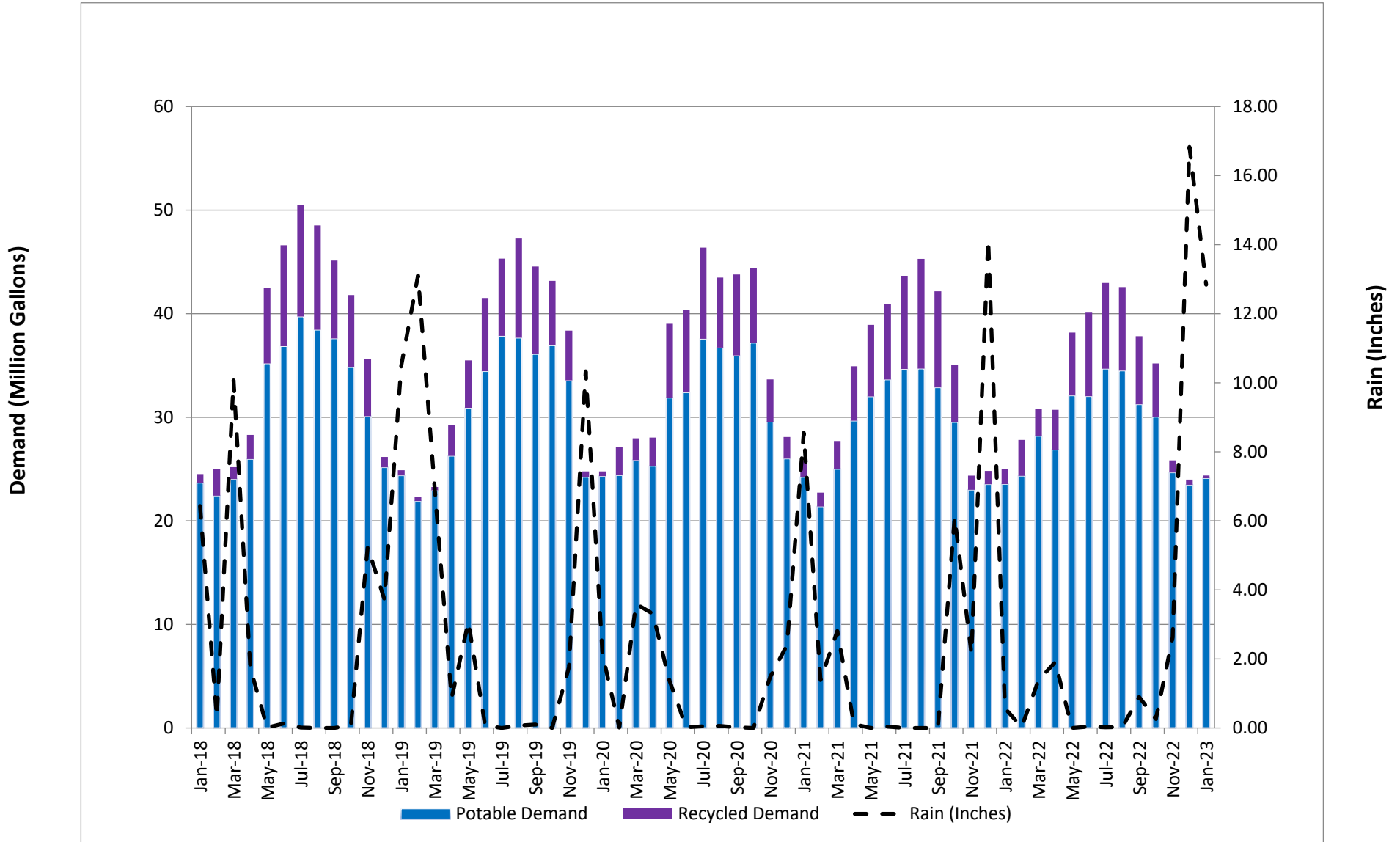
## Potable and Recycled Water Demand

Potable Water Demand												
	2013	2014	2015	2016	2017	2018	2019	2020	2021	2022	2023	Average
Jan.	27,764,580	33,252,872	24,822,615	23,085,736	24,789,618	23,674,051	24,378,894	24,319,853	24,231,996	23,549,899	24,119,305	25,762,915
Feb.	26,124,132	24,779,862	23,217,640	21,968,896	23,490,314	22,427,754	21,923,206	24,323,667	21,387,258	24,348,603		23,709,561
March	31,559,240	27,946,154	30,953,420	23,910,892	25,837,232	24,042,754	22,954,225	25,855,924	24,995,557	28,195,901		26,909,392
April	35,621,370	28,875,831	29,909,260	28,400,861	25,477,561	25,992,670	26,027,391	25,297,107	29,671,141	26,838,945		28,304,251
May	49,525,756	38,675,936	30,478,823	31,995,591	38,043,826	33,751,004	30,912,986	31,885,131	32,077,872	32,099,180		35,729,827
June	47,432,970	39,525,236	32,726,825	36,842,416	42,310,983	36,786,677	34,451,155	32,393,746	33,647,606	32,036,135		37,700,691
July	49,192,762	41,957,386	34,544,613	38,892,200	41,757,891	39,648,922	37,857,926	38,411,455	34,662,207	34,689,147		40,022,677
Aug.	50,820,800	41,020,790	35,765,167	38,541,952	39,982,246	38,720,060	37,666,598	36,637,898	34,701,240	34,501,423		39,754,306
Sept.	45,489,360	36,533,116	33,498,030	35,653,167	38,190,535	35,202,216	36,106,611	35,968,389	32,885,092	31,253,961		36,701,517
Oct.	42,248,672	34,840,142	32,589,534	30,517,556	36,888,905	34,746,760	36,940,853	37,193,525	29,533,005	30,045,717		34,866,103
Nov.	34,868,300	25,524,197	24,110,286	24,388,656	24,864,436	30,389,575	33,566,905	29,565,349	23,000,320	24,666,665		27,605,357
Dec.	32,013,140	24,261,522	23,866,862	24,379,124	26,194,926	25,160,789	24,225,007	26,013,773	23,538,533	23,479,712		25,414,676
<b>Total</b>	<b>472,661,082</b>	<b>397,193,044</b>	<b>356,483,075</b>	<b>358,577,047</b>	<b>387,828,472</b>	<b>370,543,233</b>	<b>367,011,756</b>	<b>367,865,818</b>	<b>344,331,827</b>	<b>345,705,288</b>	<b>24,119,305</b>	<b>386,323,232</b>

Recycled Water Demand												
	2013	2014	2015	2016	2017	2018	2019	2020	2021	2022	2023	Average
Jan.	620,000	3,019,613	635,420	862,984	156,267	838,172	493,100	450,147	1,560,234	1,416,939	257,000	1,037,406
Feb.	2,268,000	1,248,862	1,545,957	1,813,868	94,521	2,589,717	366,055	2,714,767	1,331,033	3,460,316		1,798,645
March	2,723,665	1,579,882	4,231,231	972,360	544,666	1,141,831	322,464	2,109,739	2,709,295	2,600,242		1,817,216
April	5,436,705	4,163,175	4,720,887	4,381,911	713,802	2,333,176	2,969,672	2,737,245	5,249,782	3,856,106		3,457,496
May	9,248,455	8,409,175	6,686,359	6,909,436	7,908,386	7,306,666	4,584,239	7,142,605	6,914,742	6,081,095		7,184,923
June	9,801,903	9,135,056	7,488,534	9,639,221	8,940,094	9,739,276	7,067,867	7,971,453	7,319,935	8,066,685		8,599,093
July	9,394,766	9,911,697	9,935,422	10,841,389	10,981,309	10,744,706	9,461,005	8,810,329	8,995,659	8,277,840		9,724,011
Aug.	9,875,446	8,542,111	10,471,389	8,767,020	9,618,897	10,078,073	9,594,307	6,760,659	10,595,314	8,072,792		9,325,001
Sept.	8,288,391	6,176,224	9,092,727	8,287,511	7,957,562	7,522,571	8,451,961	7,814,358	9,281,685	6,569,246		7,920,203
Oct.	6,537,840	5,282,253	7,233,408	3,956,097	7,557,695	6,967,548	6,228,883	7,236,784	5,554,683	5,155,789		6,060,998
Nov.	4,029,769	1,131,988	2,817,778	1,053,779	2,234,592	5,514,338	4,805,871	4,087,453	1,364,789	1,171,421		2,739,253
Dec.	2,453,395	236,228	1,119,017	529,158	1,670,966	994,336	544,650	2,075,116	1,282,474	504,442		1,068,253
<b>Total</b>	<b>70,678,335</b>	<b>58,836,264</b>	<b>65,978,129</b>	<b>58,014,734</b>	<b>58,378,757</b>	<b>65,770,410</b>	<b>54,890,074</b>	<b>59,910,655</b>	<b>62,159,624</b>	<b>55,232,913</b>	<b>257,000</b>	<b>61,360,498</b>

**Demand is Production +/- the Change in Storage**

### Potable and Recycled Water Demand vs. Rainfall



Demand is Production +/- the Change in Storage

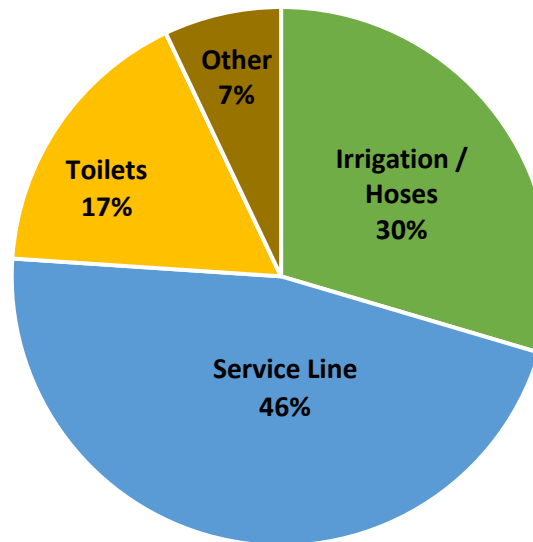
**Rainfall**  
El Pueblo Weather Station

WATER YEAR		Oct	Nov	Dec	Jan	Feb	Mar	Apr	May	June	Jul	Aug	Sep	TOTAL	% of Avg.
High Year	1981-82	0.14	11.20	5.90	28.80	6.88	8.26	8.40	0.03	0.00	0.00	0.04	1.28	70.93	173%
	<b>1982-83</b>	<b>5.35</b>	<b>10.50</b>	<b>7.74</b>	<b>13.90</b>	<b>18.00</b>	<b>19.90</b>	<b>7.80</b>	<b>0.98</b>	<b>0.00</b>	<b>0.00</b>	<b>0.17</b>	<b>1.91</b>	<b>86.25</b>	<b>211%</b>
	1983-84	1.70	12.70	12.90	0.54	2.49	2.62	1.13	0.02	0.18	0.01	0.00	0.25	34.54	84%
	1984-85	2.80	13.80	2.95	1.72	4.20	7.92	0.73	0.11	0.15	0.09	0.02	0.54	35.03	86%
	1985-86	1.12	7.14	2.62	7.38	22.40	15.00	0.48	0.83	0.00	0.00	0.00	1.30	58.27	142%
	1986-87	0.03	0.05	2.47	4.51	9.06	6.31	0.70	0.00	0.02	0.00	0.00	0.00	23.15	57%
	1987-88	1.19	2.30	10.70	4.58	0.68	0.00	3.13	1.07	0.16	0.00	0.00	0.00	23.81	58%
	1988-89	0.19	5.90	8.89	2.06	1.39	10.60	0.67	0.08	0.03	0.00	0.03	0.83	30.67	75%
	1989-90	3.53	1.58	0.01	3.42	3.69	2.13	0.16	5.79	0.00	0.00	0.12	0.15	20.58	50%
	1990-91	0.50	0.24	1.65	0.61	5.39	17.19	0.51	0.06	0.40	0.00	0.02	0.07	26.64	65%
1991-92	2.37	1.46	5.42	3.03	15.30	4.65	0.45	0.00	0.82	0.00	0.05	0.00	33.55	82%	
1992-93	3.41	0.20	11.54	18.51	10.22	3.17	1.37	0.96	0.68	0.00	0.00	0.00	50.06	122%	
1993-94	0.73	2.74	5.52	3.51	9.72	0.68	2.75	2.10	0.01	0.00	0.00	0.05	27.81	68%	
1994-95	1.79	8.29	4.78	23.88	0.65	13.62	3.79	0.89	1.04	0.01	0.00	0.00	58.74	144%	
1995-96	0.00	0.32	10.03	13.52	11.35	5.14	2.38	4.31	0.03	0.00	0.00	0.00	47.08	115%	
1996-97	2.89	6.95	22.43	12.33	0.17	1.50	0.58	0.16	0.12	0.00	0.54	0.00	47.67	117%	
1997-98	0.68	10.12	4.06	14.21	21.81	6.17	2.85	3.65	0.01	0.00	0.01	0.17	63.74	156%	
1998-99	1.02	9.11	1.85	9.25	11.08	5.22	2.58	0.03	0.36	0.00	0.02	0.14	40.66	99%	
1999-00	0.35	5.69	0.53	18.02	17.57	2.77	2.69	1.01	0.18	0.00	0.20	0.40	49.41	121%	
2000-01	5.14	1.38	0.94	8.68	10.65	4.05	2.67	0.00	0.07	0.00	0.00	0.16	33.74	82%	
2001-02	1.13	9.93	16.45	4.97	2.69	4.66	0.52	0.90	0.00	0.00	0.05	0.00	41.30	101%	
2002-03	0.00	5.80	21.40	2.77	2.95	2.54	5.75	1.09	0.16	0.00	0.00	0.00	42.46	104%	
2003-04	0.19	3.93	17.55	4.44	9.69	1.19	0.65	0.07	0.00	0.06	0.00	0.11	37.88	93%	
2004-05	7.24	3.25	14.39	8.30	7.20	10.01	3.79	2.13	0.94	0.02	0.00	0.08	57.35	140%	
2005-06	0.19	2.84	21.73	6.55	5.26	15.29	10.44	1.01	0.01	0.00	0.01	0.00	63.33	155%	
2006-07	0.25	3.30	5.67	0.89	9.24	0.30	2.17	0.46	0.00	0.10	0.01	0.33	22.72	56%	
2007-08	1.93	0.52	5.50	17.59	6.96	0.36	0.35	0.00	0.00	0.01	0.00	0.04	33.26	81%	
2008-09	1.59	4.80	4.38	1.80	15.28	3.47	0.52	1.42	0.01	0.00	0.00	0.26	33.53	82%	
2009-10	9.70	0.33	5.21	11.37	8.66	4.35	5.41	1.17	0.00	0.01	0.07	0.00	46.28	113%	
2010-11	3.92	5.13	15.36	1.97	10.59	13.40	0.75	3.42	3.40	0.00	0.04	0.02	58.00	142%	
2011-12	2.93	3.41	0.15	6.80	2.75	11.97	4.09	0.02	0.20	0.02	0.00	0.02	32.36	79%	
2012-13	1.61	11.32	13.25	1.31	0.47	2.66	0.43	0.01	0.11	0.00	0.00	0.70	31.87	78%	
2013-14	0.01	0.87	0.78	0.05	11.52	4.02	2.02	0.01	0.02	0.09	0.01	0.92	20.32	50%	
2014-15	0.44	4.36	16.52	0.00	4.69	0.47	2.13	0.19	0.04	0.00	0.03	0.02	28.89	71%	
2015-16	0.07	2.54	6.67	16.20	1.16	14.26	1.18	0.35	0.00	0.00	0.00	0.22	42.65	104%	
2016-17	8.66	3.29	10.77	26.13	19.56	7.09	4.47	0.06	0.07	0.00	0.00	0.04	80.14	196%	
2017-18	0.10	4.02	0.08	6.43	0.56	10.07	2.85	0.01	0.13	0.01	0.00	0.00	24.26	59%	
2018-19	0.08	5.24	3.72	10.49	13.11	6.91	0.86	3.07	0.07	0.00	0.07	0.10	43.72	107%	
2019-20	0.00	1.76	8.57	2.14	0.01	3.59	3.31	1.37	0.02	0.05	0.06	0.02	20.90	51%	
Low Year	<b>2020-21</b>	<b>0.00</b>	<b>1.48</b>	<b>2.40</b>	<b>8.55</b>	<b>1.39</b>	<b>2.81</b>	<b>0.11</b>	<b>0.00</b>	<b>0.04</b>	<b>0.00</b>	<b>0.00</b>	<b>0.00</b>	<b>16.78</b>	<b>41%</b>
	2021-22	6.10	2.15	14.15	0.57	0.03	1.37	1.91	0.00	0.04	0.02	0.03	0.90	27.27	67%
	2022-23	0.26	2.63	16.83	12.73	-	-	-	-	-	-	-	-	32.45	79%
Cumulative 2022-2023		<b>0.26</b>	<b>2.89</b>	<b>19.72</b>	<b>32.45</b>	-	-	-	-	-	-	-	-		
Monthly Avg. 1981-2023		1.94	4.63	8.20	8.20	7.72	6.29	2.43	0.95	0.23	0.01	0.04	0.27	40.90	
Cumulative Avg. 1981-2023		1.94	6.57	14.77	22.97	30.69	36.98	39.40	40.35	40.58	40.60	40.64	40.90	40.90	

## Leak Adjustment Program Report FY 2023

	RES Requests	CII Requests	Approved	Denied	Appeals	Reason Denied	Total Adjust Credit	Total Excess Use (gallons)
JUL	4	0	3	1	0	5 years, Declined	\$233	51,578
AUG	12	3	14	1	0	5 years, Declined	\$4,827	300,938
SEPT	14	0	13	1	1	Less use this year	\$5,258	228,323
OCT	10	2	12	0	0	N/A	\$6,105	283,031
NOV	5	0	2	3	0	5 years, 5 years, 5 years/too old	\$1,307	222,362
DEC	6	0	5	1	0	Older than 2 billing cycles	\$949	45,220
JAN								
FEB								
MAR								
APR								
MAY								
JUN								
<b>FY 2023 YTD</b>	<b>51</b>	<b>5</b>	<b>49</b>	<b>7</b>	<b>1</b>		<b>\$18,678</b>	<b>1,131,452</b>
FY 2022	34	2	34	2	2		\$16,405	910,476
FY 2021	74	2	68	8	0		\$22,114	1,657,211
FY 2020	76	8	72	9	2		\$30,152	2,148,509

### Sources of Leaks





## District introduces new leadership team

Changes are happening at the [Scotts Valley Water District!](#) The District is excited to introduce David McNair as the new General Manager and Nate Gillespie as the new Operations Manager.

David succeeds long-time General Manager, Piret Harmon and has served as the Operations Manager for the District since 2014. He was responsible for leading projects such as the Orchard Run Water Treatment Plant upgrades, construction of the new Orchard Run Well and the intertie project which links the District with [San Lorenzo Valley Water District](#) to provide a more resilient water supply during emergencies. His experience in the water industry spans 40 years since his start at the San Lorenzo Valley Water District.

Nate succeeds David McNair as the new Operations Manager and joins the District from [Soquel Creek Water District](#), where he managed the water system's day-to-day operations, including water production, treatment water system maintenance and emergency response. He has an extensive background in the water industry previously working at the [Santa Cruz Water Department](#) and the San Lorenzo Valley Water District.

Having served the District since 2012, Piret Harmon is stepping back to manage special projects. During her time at the District, she has become a regional leader in innovation, water efficiency and sustainable planning. Scotts Valley Water District was among the first water agencies in Santa Cruz County to install “intelligent” water meters and implement [WaterSmart](#). Harmon also played a key role in the establishment of the [Santa Margarita Groundwater Water Agency](#), which oversees groundwater management activities in the Santa Margarita Groundwater Basin. She is a role model in the water industry and the District is incredibly grateful for her years of dedication and leadership.

---

## Strong rainfall reported in Scotts Valley



Scotts Valley has already received about two-thirds of its average 41.75 inches of yearly rainfall. So far, the District received about 28 inches of rain!

With all of the rain this winter — and more in the forecast — now is a great time to invest in a rainwater catchment system! The District offers rebates for rainwater redirect or catchment systems. Save \$0.25 per gallon of storage capacity, not to exceed \$750.

Rainwater is great to water your plants and offers an alternative resource to using tap water. Learn how you can save by applying for the [rainwater redirect/catchment rebate](#) today!



## **Board of Directors elect president and vice president**

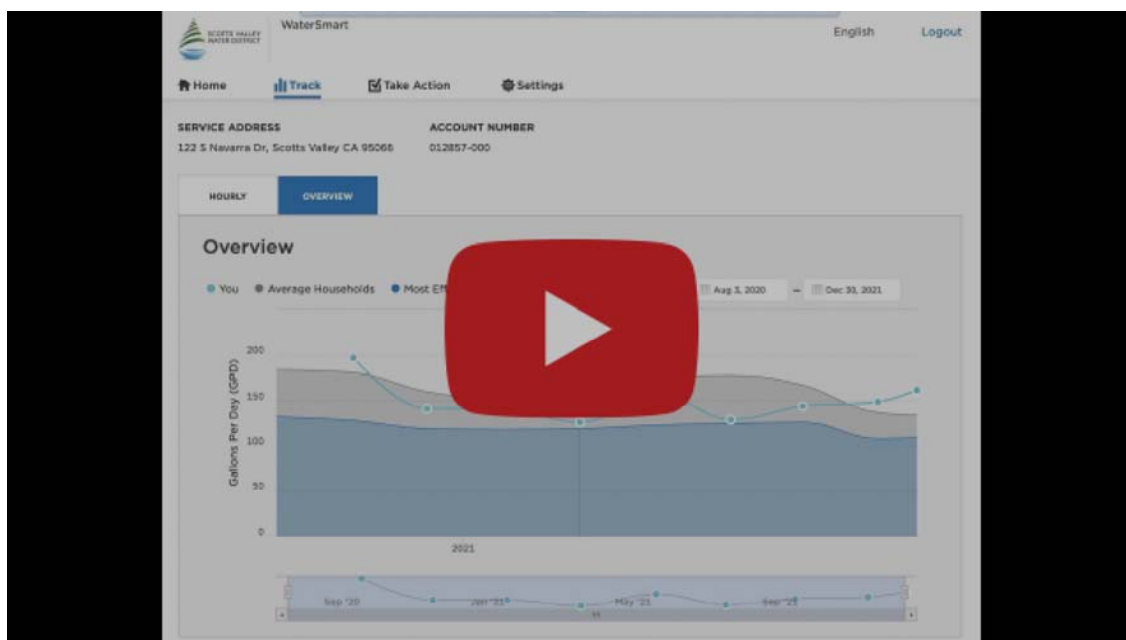
The District is excited to introduce the new president and vice president for the Board of Directors, Chris Perri and Wade Leishman. The president and vice president were elected by a vote of the board at the December Board of Directors meeting.

The District is governed by a five-member Board of Directors (Board). Individual Directors are elected to four-year staggered terms by the voters in the District service area. The board of directors plays an important role in the District by establishing policies that reflect the mission, vision and values, overseeing the fiscal health and is responsible for hiring a General Manager to manage the day-to-day operations of the District.

The Board meets monthly on the second Thursday at 6 p.m. in a hybrid remote/in-person format. Directors also serve on standing, special, and ad hoc committees that focus on managing specific areas of District business.

The public is invited to attend all Board and Committee meetings, and more information may be found on the [meetings page](#).

---



## Need a new year's resolution, sign up for WaterSmart

A new year can mean a fresh start. Start tracking your water use and practice, water efficient habits and save money with [WaterSmart!](#)

WaterSmart is an online platform that helps customers track their water use and has tips on how you can start saving water.

Customers can:

- View hourly usage history.
- Set up unusual usage and high bill alerts.
- Compare their consumption to similar households.
- Explore water and money-saving actions.
- Sign up to receive personalized tips on how to save water.
- Access billing statements.

All Scotts Valley Water District customers have “intelligent meters” that record and share water use data daily. This data is available for customers via the WaterSmart customer engagement portal — watch the video to learn how to register for WaterSmart!

 Share

 Tweet

 Forward