



SCOTTS VALLEY WATER DISTRICT

AGENDA PACKET

REGULAR BOARD MEETING

03/09/23 at 6:00 p.m.

Santa Margarita Community Room
2 Civic Center Drive, Scotts Valley, California

This meeting is conducted in a hybrid setting.

Public participation is encouraged. Members of the public may attend in person or remotely through this link <https://us06web.zoom.us/j/86757235890> or by phone: 253-215-8782 Meeting ID: 867 5723 5890.

The public has opportunities to make comments throughout the meeting: to comment online, use the raise hand option, by phone press *9.

BOARD OF DIRECTORS

Chris Perri, President

Wade Leishman, Vice President

Bill Ekwall, Director

Danny Reber, Director

Ruth Stiles, Director

Vacant, Associate Director

Vacant, Associate Director

David McNair, General Manager

Water Industry Acronyms

AF – Acre Foot

AFY – Acre Foot per Year

ACWA – Association of California Water Agencies

ACWA JPIA – ACWA Joint Powers Insurance Authority

AWWA – American Water Works Association

BMP – Best Management Practices

CCR – Consumer Confidence Report

CD – Certificate of Deposit

CEQA - California Environmental Quality Act

CSDA – California Special District Association

DHS – Department of Health Services

DWR – Department of Water Resources

EIR – Environmental Impact Report

EPA – Environmental Protection Agency

FY – Fiscal Year

GASB – Governmental Accounting Standards Board

IRWM – Integrated Regional Water Management

JPA – Joint Powers Agreement

LAIF – Local Agency Investment Fund

LAFCO – Local Agency Formation Commission

LID – Low Impact Development

MCL – Maximum Containment Level

MGD – Million Gallons per Day

MGY – Million Gallons per Year

MOU – Memorandum of Understanding

O&M – Operations and Maintenance

PERS – Public Employees Retirement System

PHG – Public Health Goal

PPB – Parts Per Billion

PRV – Pressure Relief Valve

PVC Pipe – Polyvinyl Chloride Pipe

RWMF – Regional Water Management Foundation

RFP – Request for Proposals

ROW – Right-of-way

RWQCB – Regional Water Quality Control Board

SCWD – Santa Cruz Water Department (City of)

SDWA – Safe Drinking Water Act

SGMA – Sustainable Groundwater Management Act

SLVWD – San Lorenzo Valley Water District

SMGWA – Santa Margarita Groundwater Agency

SqCWD – Soquel Creek Water District

SWRCB – State Water Resources Control Board

TP – Treatment Plant

WY – Water Year



SCOTTS VALLEY WATER DISTRICT

BOARD OF DIRECTORS
PRESIDENT Chris Perri
VICE PRESIDENT Wade Leishman
Bill Ekwall
Danny Reber
Ruth Stiles
ASSOCIATE DIRECTORS
Vacant
GENERAL MANAGER
David McNair

Board of Directors
Regular Meeting
03/09/23 at 6:00 p.m.

Santa Margarita Community Room
2 Civic Center Drive, Scotts Valley, California

Agenda

This meeting is conducted in a hybrid setting. Public participation is encouraged, members of the public may attend in person, remotely through this link <https://us06web.zoom.us/j/86757235890> or by phone: 253-215-8782 Meeting ID: 867 5723 5890. The public has opportunities to make comments throughout the meeting. To comment online, use the raise hand option, by phone press *9. If experiencing technological difficulties online, join the meeting via phone.

1. Convene

- 1.1. Call to Order and Roll Call
- 1.2. Pledge of Allegiance and Invocation
- 1.3. Closed Session Report (none)
- 1.4. Additions/Deletions to the Agenda
- 1.5. Oral Communications

2. Presentation

Communications and Community Outreach – Miller Maxfield

3. Administrative

Items are informational in nature and do not include an agenda report.

- 3.1. [Committee and Other Agency Meeting Reports](#)
Engineering and Water Resources Committee 02/28/23
Finance & Personnel Committee 02/22/23
Executive & Public Affairs Committee (none)
Santa Margarita Groundwater Agency Board (none)
- 3.2. [LAFCO Election of Special District Regular Member](#)

4. Consent

Items are routine in nature, may include agenda reports and be approved by one motion.

- 4.1. [Approval of Minutes – Regular Board Meeting 02/09/23](#)

Recommendation: Approve the minutes of the 02/09/23 Board Meeting.

5. Public Hearings (none)

Items include an agenda report with recommendation, an oral staff report or presentation.

6. Business

Items are complex in nature, considered individually, and each item includes an agenda report with recommendation and an oral staff report or presentation.

6.1. Request for Qualifications (RFQ) for Professional Service to Evaluate Collaboration Strategies for Soquel Creek Water District and Scotts Valley Water District

Recommendation: In partnership with the Soquel Creek Water District; 1) Authorize the General Manager to issue a Request for Qualifications (RFQ) for Professional Service to Evaluate Collaboration Strategies for Soquel Creek Water District and Scotts Valley Water District; and 2) Appoint up to two Directors from the Scotts Valley Water District Board to participated on the RFQ review and selection committee.

7. Staff Reports

7.1. Legal

District Counsel - oral

7.2. Administrative

General Manager – oral

7.3. Finance

[Financial Reports 07/01/22 through 01/31/23](#)

7.4. Operations

Operations Report - oral

[Production, Demand and Rainfall Data through 02/28/23](#)

[Leak Adjustment Program Report 07/01/22 through 01/31/23](#)

8. Directors Reports

Travel and Meetings

9. Written Correspondence (none)

10. Community Relations

[February Newsletter](#)

11. Closed Session (none)

12. Report on Closed Session and Additional Items (none)

13. Future Items

Santa Margarita Basin GSP Annual Report WY 22
Proposed Projects Budget

14. Meetings and Event Calendar

Board Meetings

04/13/23

05/11/23

06/08/23

Committee Meetings

03/27/23 Engineering & Water Resources

04/26/23 Executive & Public Affairs

03/22/23 Finance & Personnel

Santa Margarita Groundwater Agency

03/23/23 Board Meeting

Events

ACWA Spring Conference 05/09/23 – 05/11/23 Monterey

15. Adjourn

AVAILABILITY OF PUBLIC RECORDS PROVIDED TO THE BOARD OF DIRECTORS: THE DISTRICT MAKES ANY PUBLIC RECORD PROVIDED TO THE BOARD OF DIRECTORS AVAILABLE FOR PUBLIC REVIEW AT WWW.SVWD.ORG AND AT THE DISTRICT OFFICE DURING NORMAL BUSINESS HOURS AT THE SAME TIME IT IS PROVIDED TO THE BOARD OF DIRECTORS.

PUBLIC ACCESS – ACCOMMODATIONS UNDER THE ADA: PURSUANT TO TITLE II OF THE AMERICANS WITH DISABILITIES ACT OF 1990, THE DISTRICT REQUESTS THAT ANY PERSON IN NEED OF ANY TYPE OF SPECIAL EQUIPMENT, ASSISTANCE OR ACCOMMODATION(S) IN ORDER TO EFFECTIVELY COMMUNICATE AT THIS MEETING MAKE A REQUEST AT THE ABOVE ADDRESS OR BY CALLING (831) 438-2363 AT LEAST THREE (3) WORKING DAYS BEFORE THE MEETING TO ALLOW TIME TO MAKE ARRANGEMENTS.



SCOTTS VALLEY WATER DISTRICT

svwd.org  svwater

Engineering and Water Resources Committee
District Conference Room
2 Civic Center Drive, Scotts Valley, California
02/27/23 at 4:00 p.m.
Meeting Report

1. Convene

The meeting convened at 4:04 p.m. It was moved from the District Conference Room to the Santa Margarita Community Room due to the video conferencing equipment malfunctioning. It was conducted in a hybrid format.

Present: Committee Members Bill Ekwall (alternate), Michael Shulman, Ruth Stiles and Allyson Violante.

Staff: Operations Manager Nate Gillespie, Finance and Customer Service Manager Nick Kurns, General Manager David McNair, and Assistant to General Manager Donna Paul.

2. Business Items (none)

3. Discussion Items

3.1 Recycled Water Fill Station

The Committee received information from staff and briefly discussed the recycled water fill station. This item will be on a future agenda.

3.2 Leak Adjustment Program Report

The Committee reviewed the leak adjustment program report. Staff reported that they are tracking the number of customers inquiring about leak adjustments.

4. Oral Communications

The Committee received information on the latest activities related to the landslide below the Glenwood tank.

5. Future Agenda Items

Proposed Projects Budget FY 2024- 2028 (March)

6. Adjourn

The meeting adjourned at 4:30 p.m.



SCOTTS VALLEY WATER DISTRICT

svwd.org  svwater

Finance and Personnel Committee
District Conference Room
2 Civic Center Drive, Scotts Valley, California

02/22/23 4:00 p.m.

Meeting Report

1. Convene

The meeting convened at 4:04 p.m. in the District Conference Room. It was conducted in a hybrid format.

Present: Committee Members Bill Ekwall and Wade Leishman.

Staff: General Manager David McNair, Finance and Customer Service Manager Nick Kurns and Assistant to General Manager Donna Paul.

Guest: None.

2. Business Items (none)

3. Discussion Items

3.1. Employment Law Update 2023

The Committee received information and discussed recent changes in employment laws.

3.2. Investment Strategy

The Committee received information and discussed strategies to increase the yield on District's funds.

3.3. Financial Reports 07/01/22 through 01/31/23

The Committee reviewed the financial reports.

4. Oral Communications

None.

5. Future Agenda Items

Fiscal Year 2024 Budget Calendar

Fiscal Year 2024 Budget Assumptions

Fiscal Year 2024 Budget Proposed Budget

6. Adjourn

The meeting adjourned at 4:46 p.m.



February 7, 2023

David McNair, General Manager
Scotts Valley Water District
2 Civic Center Dr.
Scotts Valley, CA 95066

SUBJECT: ELECTION FOR SPECIAL DISTRICT REGULAR MEMBER ON LAFCO

Dear Mr. McNair:

The purpose of this letter is to solicit your district's vote for the regular member seat on LAFCO. The independent special districts in Santa Cruz County get three positions on the LAFCO board. The two regular member seats are currently held by Jim Anderson (Felton Fire Protection District) with a term ending in May 2025, and Rachél Lather (Soquel Creek Water District) with a term ending in May 2023. The alternate member seat is currently held by Ed Banks (Pajaro Valley Public Cemetery District) with a term ending in May 2025. **In preparation of Commissioner Rachél Lather expiring term of office, LAFCO staff will be conducting an election to fill the regular member seat on the LAFCO board.**

Candidates

The two candidates running for LAFCO's special district regular member seat are:

- **Rachél Lather** (Soquel Creek Water District; Incumbent); and
- **James Joseph Gallagher** (Pajaro Valley Health Care District)

Background information from the candidates is enclosed. As previously mentioned, Rachél Lather is currently LAFCO's special district regular member.

Election Process

The election will be conducted by mail. Each district gets one vote for each position, which shall be executed on the enclosed ballot by either the presiding officer of the district board or by their designee. **The deadline to return the executed ballot to the LAFCO office will be no later than 4:00 p.m. on Friday, March 24, 2023.** Ballots can be mailed, hand-delivered, or emailed to the LAFCO office. If emailed, please follow-up by mailing the ballot with an original signature. LAFCO staff will open and tally the ballots at 4:00 p.m. in the LAFCO office. Anyone who wishes to observe the tally should come to the LAFCO office at that time. The Independent Special District Selection Committee rules of procedure are posted on the Policies and Rules page of LAFCO's website: <https://santacruzlafco.org/about/policies-procedures/>

Please contact me at the LAFCO office if you have any questions about the voting process.

Sincerely,

Joe A. Serrano
Executive Officer

Attachments:

- 1) Candidates' Information
- 2) Ballot and Certification of Person Voting



LOCAL AGENCY FORMATION COMMISSION OF SANTA CRUZ COUNTY

APPLICATION FOR LAFCO'S DISTRICT REGULAR MEMBER SEAT
(TERM BEGINNING MAY 2023 AND ENDING IN MAY 2027)

INSTRUCTIONS:

If you are interested in serving as a special district regular member on LAFCO, please complete and sign the following application. The complete application can be mailed, hand delivered, or emailed (as a PDF with signature) to: 701 Ocean Street, Room 318-D, Santa Cruz, CA 95060 (mailing address) or joe@santacruzlafco.org (email).

Applications must be submitted to LAFCO no later than
4:00 p.m. on February 3, 2023

Note that fire district board members are NOT eligible for the proposed regular member position because a fire district board member currently occupies the other regular seat.

NAME: Rachel Lather

MAILING ADDRESS: 410 Lock Drive Aptos CA 95003

PHONE(s): Home: 831 661 0962 Cell/Business: 831 588 1023

EMAIL: rachellather@sbcglobal.net

DISTRICT BOARD ON WHICH YOU CURRENTLY SERVE: Sequel Creek Water Dist

PREVIOUS BOARD, COMMISSION, OR COMMITTEE SERVED (Identify organization[s] and length of term[s]):

SCWD Board 2014 - present

LAFCO Commission 2019 - 2023

STATEMENT OF INTEREST:

You may attach a separate sheet to present additional qualifications or a statement of interest in serving on LAFCO.

CERTIFICATION:

I certify that the above information is true and correct and I authorize the verification of the information in the application.

Rachel Lather
Signature of Board Member Interested in Serving on LAFCO

1/23/2023
Date

LAFCO STATEMENT OF INTEREST- Rachél Lather

As the Senior Civil Engineer for Sanitation Engineering at the County of Santa Cruz, I have worked with LAFCO staff to resolve many issues regarding sewer districts and sewer service areas. I first worked with LAFCO to legalize providing CEMEX with extraterritorial water and sewer services in Davenport, California. I also worked with LAFCO to extend the boundaries of the Rolling Woods CSA sewer service to include Pasatiempo and the Graham Hill corridor. This experience helped me understand the importance of this agency.

I have been a LAFCO commissioner since 2019 and have learned more about the agency and its important role in California. I was chosen to be the Vice-Chair of the Commission in 2021/22 and the Chair of the Commission in 2022/23. I have grown from those years of experience in a leadership role and believe that I was able to be effective as a commissioner. I was recently re-elected to be a director for Soquel Creek Water District and the District Board has selected me to apply for being the LAFCO Commissioner to represent Special Districts.

I believe that I will continue to be a pragmatic and effective commissioner if I am elected to continue to be a part of LAFCO for 2023-2027 and would be honored to be selected as the representative for Special Districts.



LOCAL AGENCY FORMATION COMMISSION OF SANTA CRUZ COUNTY

APPLICATION FOR LAFCO'S DISTRICT REGULAR MEMBER SEAT (TERM BEGINNING MAY 2023 AND ENDING IN MAY 2027)

INSTRUCTIONS:

If you are interested in serving as a special district regular member on LAFCO, please complete and sign the following application. The complete application can be mailed, hand delivered, or emailed (as a PDF with signature) to: 701 Ocean Street, Room 318-D, Santa Cruz, CA 95060 (mailing address) or joe@santacruzlafco.org (email).

Applications must be submitted to LAFCO no later than 4:00 p.m. on February 3, 2023

Note that fire district board members are NOT eligible for the proposed regular member position because a fire district board member currently occupies the other regular seat.

NAME: JAMES JOSEPH (JOE) GALLAGHER, M.D.

MAILING ADDRESS: 130 TERRY LOOP WATSONVILLE, CA 95076

PHONE(s): Home: - Cell/Business: (831) 332-2694

EMAIL: JGMD@SCSHOP.COM

DISTRICT BOARD ON WHICH YOU CURRENTLY SERVE: Pajaro Valley Health Care District

PREVIOUS BOARD, COMMISSION, OR COMMITTEE SERVED (Identify organization[s] and length of term[s]):
WATSONVILLE COMMUNITY HOSPITAL BOARD - 7 YEARS (WCH)
PAJARO VALLEY COMMUNITY HEALTH TRUST - 4 YEARS
CHIEF OF MEDICAL STAFF AT WCH - 6 YEARS
SEVERAL COMMITTEES AT WCH ~ 25 YEARS (PLEASE SEE ATTACHED)
PAJARO VALLEY MEDICAL GROUP - PRESIDENT - 16 YEARS

STATEMENT OF INTEREST:

You may attach a separate sheet to present additional qualifications or a statement of interest in serving on LAFCO.

CERTIFICATION:

I certify that the above information is true and correct and I authorize the verification of the information in the application.


Signature of Board Member Interested in Serving on LAFCO: [Handwritten Signature]

Date: 1/24/2023

LAFCO Statement of Interest

I am interested in serving on LAFCO in order to represent the interests of the Pajaro Valley Health Care District, to assure that the PVHCD stays in compliance with LAFCO regulations, and to work with representatives of the other special districts in Santa Cruz County on the issues that we all face.

As a retired person, I have the time to get involved, and while I don't have much experience with government, I have a lot of experience with governance.



James Joseph Gallagher, M.D.

Resume

James Joseph Gallagher, M.D.

aka: Joe Gallagher, M.D.

Born: Norristown, PA - 5/15/1951

Home: 130 Terry Loop Watsonville, CA 95076

(831) 332-2694

Email: jgmd@scshop.com, joeg51@cruzio.com

Spouse: Rose K. Murphy

Children: Brian - 40, Carey - 37

College:

U.S. Naval Academy 1969-71

University of California San Diego 1972-74 (B.A. Biology)

Grad School:

University of Chicago - PhD Program in Biology - withdrew 1976

Medical School:

St. George's University School of Medicine, Grenada, West Indies 1977-79

University of Alabama Huntsville 1979-81 (M.D.)

Residency:

Family Practice - University of Alabama Huntsville 1981-84

Board Certification:

Family Practice 1984-2004

Medical License:

California - G52929 1984-2022, (as of 6/1/22 - retired status)

Work Experience:

United Farm Workers Clinic - Salinas, CA 1984

Urgent Care - Monterey, Salinas, Watsonville, CA 1984-85

Private Practice - Watsonville, CA 1985-2006

Hospital Based Practice - Watsonville, CA 2006-19 (Retired 12/31/2019)

Hospital Affiliation:

Watsonville Community Hospital - 75 Nielson St. Watsonville, CA 95076 1986-2019

Hospital/Community Leadership:

Board of Directors - Watsonville Community Hospital 1999-2000, 2007-08, 2016-18

Chief of Staff 1991-93, 2007-08, 2016-18

Vice Chief of Staff 1990-91, 2006-07, 2012-2014

Architectural Committee 1994-98

Bylaws Committee 1999-2006, 2013-14

Critical Care Committee Chair 1989

Ethics Committee Chair 2014-16

Family Practice Department Chair 1988, 1996, 2005, 2014

Quality Coordinating Council Chair 2006-07, 2014-16

President Pajaro Valley Medical Group, Inc. 1998-2014

Board of Directors - Pajaro Valley Community Health Trust 1998-2000, 2018



**2023 BALLOT FOR THE SPECIAL DISTRICT
REGULAR MEMBER SEAT ON LAFCO**

INSTRUCTIONS:

Please check the box to the left of the person you are voting for. **Vote ONLY for one candidate.**

Candidate	District	Vote By Marking (X)
Rachél Lather	Soquel Creek Water District	
James Joseph Gallagher	Pajaro Valley Health Care District	

NEXT STEPS

After voting, please hand-deliver, mail, or email the ballot back to LAFCO. If emailed, please follow-up by mailing the ballot with an original signature. The ballots will be counted at 4:00pm on Friday, March 24, 2023. Any ballots received after that time will not be counted.

CERTIFICATION:

I, _____, am voting on behalf of the following independent special district: _____.

Voting Designee Signature

Date

Board of Directors
Regular Meeting
02/09/23 at 6:00 p.m.

Santa Margarita Community Room
2 Civic Center Drive, Scotts Valley, California

Minutes

1. Convene

1.1. Call to Order and Roll Call

President Perri called the meeting to order at 6:02 p.m. in the Santa Margarita Community Room. The meeting was conducted in a hybrid setting.

Directors

Bill Ekwall

Wade Leishman

Chris Perri

Danny Reber

Ruth Stiles

Staff

Bob Bosso, Legal Counsel

Nate Gillespie, Operations Manager

Nick Kurns, Finance and Customer Service Manager

David McNair, General Manager

Donna Paul, Assistant to General Manager

Associate Directors

Vacant

Guests

None

1.2. Pledge of Allegiance and Invocation

Director Leishman led the pledge and Director Reber the invocation.

1.3. Closed Session Report (none)

1.4. Additions/Deletions to the Agenda

None.

1.5. Oral Communications

None.

2. Presentation

Operations Manager Gillespie presented the District Projects Status Update and responded to questions from the Board.

3. Administrative

Items are informational in nature and do not include an agenda report.

3.1. Committee and Other Agency Meeting Reports

Engineering and Water Resources Committee 01/23/23

Operations Manager Gillespie provided the latest information on activities related to the landslide behind the Glenwood Tank.

Finance & Personnel Committee 01/25/23

There was nothing further to add to the written report.

Executive & Public Affairs Committee 01/25/23

There was nothing further to add to the written report.

Santa Margarita Groundwater Agency Board 01/26/23

President Perri reported that the agency is meeting quarterly and the San Lorenzo Valley Water District has a new representative.

3.2. Committees 2023

No action was taken on this item.

4. Consent

Items are routine in nature, may include agenda reports and be approved by one motion.

4.1. Approval of Minutes – Regular Board Meeting 01/12/23

MOTION carried to approve the minutes of the 01/12/23 Board Meeting by unanimous voice vote.

5. Public Hearings (none)

Items include an agenda report with recommendation, an oral staff report or presentation.

6. Business

Items are complex in nature, considered individually, and each item includes an agenda report with recommendation and an oral staff report or presentation.

6.1. Water Supply Conditions 2023

General Manager McNair provided the staff report and responded to Board questions.

MOTION carried to end Stage 2 Water Supply Conditions and Add-on Drought Rates effective 02/01/23 by unanimous voice vote.

6.2. ACWA JPIA Board of Directors Appointments

MOTION carried to appoint President Perri as District representative and Director Ekwall as 1st alternate and General Manager McNair as 2nd alternate to the JPIA Board of Directors.

6.3. ACWA JPIA 2023 Executive Committee Election

MOTION carried to a adopt Resolution No. 02-23 concurring in nomination of Jack Burgett of the North Coast County Water District to the Executive Committee of the ACWA JPIA by unanimous Roll Call vote.

7. Staff Reports

7.1. Legal
None.

7.2. Administrative
General Manager McNair reported that the District has been awarded 11M in grant funding from the State Water Resource Control Board, the District owns the property at 5299 Scotts Valley Drive, Robert DeLoach is available in April to facilitate the board retreat and the District’s IT vendor is soliciting a proposal for new video conferencing equipment.

7.3. Finance
Financial Reports 07/01/22 through 12/31/22
The financial reports were accepted without comment.

7.4. Operations
Operations Report - oral
Production, Demand and Rainfall Data through 01/31/23
Leak Adjustment Program Report 07/01/22 through 12/31/22
Operations Manager Gillespie reported that staff has completed maintenance at the Orchard Run Water Treatment Plant, lead and copper survey is getting started, underway, lead service line survey is underway.

8. Directors Reports

Travel and Meetings
Director Ekwall reported on the Pure Water Soquel tour on February 8th.

9. Written Correspondence (none)

10. Community Relations

January Newsletter

11. Closed Session (none)

12. Report on Closed Session and Additional Items (none)

13. Future Items

Communications and Community Outreach Report
Santa Margarita Basin GSP Annual Report WY 22
Proposed Projects Budget

14. Meetings and Event Calendar

Board Meetings

03/09/23

04/13/23

05/11/23

Committee Meetings

02/27/23 Engineering & Water Resources

02/22/23 Executive & Public Affairs

02/22/23 Finance & Personnel

Santa Margarita Groundwater Agency

03/23/23 Board Meeting

Events

ACWA Spring Conference 05/09/23 – 05/11/23 Monterey

15. Adjourn

The meeting adjourned at 7:43 p.m.

Approved:

Attest:

Chris Perri, Board President

David McNair, Board Secretary

AGENDA REPORT

Scotts Valley Water District

Date: 03/09/23

To: Board of Directors

Item: Business 6.1

Subject: **Request for Qualifications (RFQ) for Professional Service to Evaluate Collaboration Strategies for Soquel Creek Water District (SqCWD) and Scotts Valley Water District (SVWD)**

Reason: Supports Strategic Goal No. 4 Community Engagement

SUMMARY

Recommendation: In partnership with Soquel Creek Water District; 1) Authorize the General Manager to issue a Request for Qualifications (RFQ) for Professional Services to Evaluate Collaboration Strategies for Soquel Creek Water District and Scotts Valley Water District; and 2) Appoint up to two Directors from the Scotts Valley Water District Board to participate on the RFQ review and selection committee.

Fiscal Impact: The cost of such services is estimated to be \$50,000-\$75,000 and would be split equally between SqCWD and SVWD. Funds are available in FY 2023 operating budget.

Previous Related Action: On 3/10/22, the Board formed an ad-hoc committee between SqCWD and SVWD contingent upon concurrence of the SqCWD Board to explore collaborative activities and shared resources that may provide additional value for the customers of both districts and if supported by findings, develop a recommendation for an enhanced strategic partnership. Director Ekwall, Perri, and Leishman (alternate) were appointed as members.

BACKGROUND

SqCWD and SVWD are similar type agencies with a long-standing effective and operative relationship. Both agencies are embarking on strategic planning updates and it makes sense to consider exploration of various collaborations strategies that would increase efficiencies, strengthen operational capabilities, and support water management efforts. The executive staff of both districts have contemplated and discussed ways to deepen the relationship and ultimately provide greater value to the customers in both service areas. Some examples of potential partnership are shared legislative support, joint contracts, shared heavy equipment, cooperative agreements, combined positions, pooled inventory, joint projects, etc.

DISCUSSION

The ad-hoc committee met several times between May and October 2022 learning about the respective organizations, deepening relationships and considering a multitude of

potential activities for an enhanced collaborative working relationship. However, SqCWD realized during this process that it lacks internal resources to pursue these activities at the current time, and SVWD staff agreed to lead further efforts on behalf of both organizations. At the last ad-hoc committee meeting, direction was provided to staff to present and seek support from the boards of both agencies, an idea of a third-party consulting study to assess what collaborative efforts could best serve both agencies.

SVWD agreed to conduct the selection process for the consultant and to coordinate the work. Naturally, SqCWD staff would be involved with SVWD staff taking the lead on the developing a Request for Qualifications (RFQ) for consultant services. The estimated cost for consultant services is \$50,000 to \$75,000 to be shared between SVWD and SqCWD.

SqCWD approved this item at its 11/01/22 Board meeting with an additional step to review the draft RFQ which approved at its 02/21/23 board meeting.

Submitted,

David McNair General Manager

Enclosed

Draft RFQ for Professional Service to Evaluate Collaboration Strategies for SqCWD and SVWD
SqCWD Memo to the Board



Request for Qualifications (RFQ)

To Evaluate Collaboration Strategies for Scotts Valley Water District and Soquel Creek Water District

Proposals Due: **XXX, 2023**

Scotts Valley Water District
Attn: Piret Harmon, Special Projects Manager
2 Civic Center Drive, Scotts Valley, CA 95066
pharmon@svwd.org

Request for Qualifications

Collaboration Strategies Evaluation

Scotts Valley Water District and Soquel Creek Water District

Request for Qualifications

The Scotts Valley Water District (SVWD) and Soquel Creek Water District (SqCWD) (together Districts) are soliciting Statements of Qualifications (SOQs) from individuals or firms (Consultants) with expertise in researching, evaluating and analyzing possibilities for an enhanced strategic partnership.

I. Background

SVWD is a public agency formed under County Water District Act in 1961 with the purpose of providing water for domestic, commercial, municipal and firefighting purposes. Beginning in 1962, SVWD acquired and consolidated several small mutual water supply systems. SVWD is located six miles north of the City of Santa Cruz, along State Highway 17 and covers approximately six square miles including most of the incorporated area of the City of Scotts Valley and a portion of the unincorporated area north of the City through 4,200 service connections. Groundwater from the Santa Margarita Groundwater Basin is the sole source of potable water supply for the district. SVWD operates wells that vary from 350 to 1,750 feet deep. Pumped water is filtered through a pressurized system of sand, gravel and anthracite to remove iron, manganese and hydrogen sulfide. SVWD is also a distributor of the recycled water that is treated at the City of Scotts Valley Tertiary Treatment Plant.

SqCWD is an independent special district of the State of California, organized pursuant to Section 30000 et. seq. of the California Water Code and provides water service and groundwater resource management in a 17-square-mile service area along the California coast in Santa Cruz County, which includes portions of the City of Capitola and the unincorporated communities of Aptos, La Selva Beach, Rio Del Mar, Seascape, Seacliff Beach and Soquel. SqCWD serves a population of over 40,000 customers through approximately 15,800 service connections. SqCWD is dedicated to providing a safe, high quality, reliable, and sustainable water supply to meet the community's present and future needs in an environmentally sensitive and economically responsible manner. Groundwater is the sole source of potable water supply for the district. Due to historical aquifer overdraft within its groundwater basin, SqCWD is in the process of implementing a water purification replenishment project (Pure Water Soquel).

SqCWD and SVWD are similar type agencies with a long-standing effective and operative relationship. Both agencies have embarked on planning and implementing strategic planning activities, which include consideration of various collaborations strategies that would increase efficiencies, strengthen operational capabilities, and support water management efforts of SqCWD and SVWD. In March of 2022, an ad-hoc joint committee comprising of staff and board members of SqCWD and SVWD was formed. The committee met several times in the time period of May through October 2022 learning about the respective organizations, deepening relationships and considering a multitude of potential activities for an enhanced collaborative approach. However, it was concluded that that the districts lack internal resources to autonomously pursue individual activities and a more thorough and methodical assessment of collaborative endeavors would best serve both districts.

II. Project Objectives and Description

Local water agencies are faced with a growing set of challenges, such as increasing regulatory requirements, aging infrastructure, water affordability, supply resiliency, escalating capital and operating cost, and climate change impacts. Now, more than ever, it is important that strategic planning efforts consider potential collaborative activities and shared resources that could benefit customers.

Request for Qualifications

Collaboration Strategies Evaluation

Scotts Valley Water District and Soquel Creek Water District

SVWD and SqCWD staff and board members have contemplated and discussed ways to deepen the relationship and ultimately provide greater value to customers in both service areas. Districts have not yet determined the extent of an enhanced strategic partnership and welcome any creative solutions along with more conventional approaches described in the SOQ based on Consultant's experience elsewhere.

Consultant is expected to make presentations to SVWD & SqCWD's Board of Directors and the public at regularly scheduled meetings, either in person or via video conference as requested by the districts. The purpose of these presentations will be to solicit board and public input in advance of developing a final report.

III. RFQ Process

A. Process

Interested Consultants are requested to submit their SOQs on or before **XXX p.m., XXX, 2023**. SOQs will be evaluated by the selection committee using the criteria established in Section V. The highest rated Consultant will be asked to prepare a proposal for the purpose of negotiating a contract. Where no clear front-runner is determined, top ranked respondents may be asked for supplemental information and may be invited to interview with the selection committee. During the interview, Consultants may be asked to:

- Make an oral presentation, and/or
- Respond to a pre-determined set of questions.

Equal time and opportunity for resubmittals will be given to all responsive respondents should additional information be requested by Districts. Any interviews will be scheduled on a mutually agreed upon date and will be at no cost to Districts. The selection committee will use all available information to rate the Consultants based on their ability to best meet the needs of Districts.

B. Timeline

The tentative timeline for the selection process is as follows.

SOQ Submittal Due	XXX, 2023
Interviews (if deemed necessary)	XXX, 2023
Contract Award	XXX, 2023

C. Information Disclosure to Third Parties

SOQs are a matter of public record and may be subject to inspection under the California Public Records Act. If any respondent claims any part of its SOQ is exempt from disclosure and copying, they must indicate it in the transmittal letter. By responding to this RFQ, Consultants waive any challenge to Districts' obligations in this regard.

If any SOQ contains confidential information, Consultants must clearly label and stamp the specific portions that are to be kept confidential. Consultants are urged to identify the truly confidential portions of the SOQ and not simply mark all or substantially all response as confidential. Notwithstanding the foregoing, respondents recognize that Districts will not be responsible or liable in any way for losses that Consultants may suffer from the disclosure of information or materials to third parties.

D. Districts' Rights and Options

Districts, at their sole discretion, reserve the following rights:

Request for Qualifications

Collaboration Strategies Evaluation

Scotts Valley Water District and Soquel Creek Water District

1. To reject any, or all SOQs or information received pursuant to this RFQ;
2. To supplement, amend, substitute or otherwise modify this RFQ at any time by means of written addendum;
3. To cancel this RFQ with or without the substitution of another RFQ or prequalification process;
4. To request additional information;
5. To verify the qualifications and experience of each respondent;
6. To require one or more respondents to supplement, clarify or provide additional information in order to evaluate the SOQs;
7. To hire multiple Consultants to perform the necessary duties and range of services if it is determined to be in the best interests of Districts: and
8. To waive any minor defect or technicality in any SOQ received.

E. Questions/Clarifications Request

Each Consultant will, in the SOQ, identify the Project Manager and key staff. The Project Manager will be the Consultant's primary contact for the project.

For SVWD and SqCWD, the primary contact is:
Piret Harmon, Special Projects Manager (pharmon@svwd.org)

During the SOQ process, interested parties are requested to direct all questions via email to the primary contact listed above.

IV. Submittal of SOQ

The Statement of Qualification is to be submitted in digital format and should not be longer than 10 pages. The SOQ must provide the information requested and be organized into sections as follows:

- Cover Letter
- Consultant Qualifications
- Key Project Staff Experience
- Client References

Direct responses to the following questions will assist evaluators in assessing the best fit for districts' needs:

- What experience have you had in analyzing the operational and organizational needs of California water agencies?
- Has your firm performed the type of analysis being requested and if yes, explain and provide details and outcomes.
- How have recent changes in regulatory, economic, environmental, political and technological landscape impacted the feasibility of restructuring public agencies and their management framework?

Request for Qualifications

Collaboration Strategies Evaluation

Scotts Valley Water District and Soquel Creek Water District

- What are your expectations for the staff and/or board members of SVWD and SqCWD in the process of conducting the analysis and evaluation? What are the key factors required to make this an effective and efficient process?
- Describe your experience conducting financial analysis, modeling and/or quantifiable assessment of collaborative activities or partnership structures.

A. Cover Letter

Include a cover letter attesting to its accuracy, signed by an individual authorized to execute binding legal documents on behalf of the Consultant. The cover letter shall provide the name, address, email, telephone numbers of the proposed Project Manager, who will serve as the primary contact for the Consultant.

B. Consultant Qualifications

Describe examples of previous work involving exploration of various collaboration strategies, organizational analysis, evaluation of partnerships that would increase efficiencies and strengthen operational capabilities, and facilitation of discussions whether to pursue organizational changes. The examples must clearly demonstrate that the respondent has the experience, skill and expertise necessary to plan for and execute the work. Preference will be given to respondents that have experience working with public water agencies and that are open to considering various creative solutions, in addition to more conventional approaches.

C. Key Project Staff Experience

Include a listing of all key personnel (including subconsultants when applicable) involved in performing the work. A description of their background, qualifications, and recent similar experience and responsibility must also be included.

D. Client References

Provide client references, including contact person and current telephone numbers and email addresses. References should focus on projects in which the personnel listed in Item C had responsibilities.

E. Fee Schedule and Estimate Hours

Provide a fee schedule for staff envisioned to work on the project and estimate of hours needed to accomplish the work.

V. **Evaluation Criteria and Selection**

Districts will evaluate each respondent's experience and expertise with analyzing and evaluating possibilities for an enhanced strategic partnership. Consultants will be evaluated on the information presented in the SOQ. Final selection may be based on the SOQ as well as any supplemental information or interviews conducted. Evaluation factors used to select the top-ranking respondents will include the following:

1. Qualifications as they relate to this project (50%).
 - a. Consultant's range of experience on similar projects and issue-specific knowledge with the full range of duties that may be included in a contract.

Request for Qualifications

Collaboration Strategies Evaluation

Scotts Valley Water District and Soquel Creek Water District

- b. Qualifications of proposed key personnel on similar projects and with the full range of duties that may be included in a contract.
 - c. Communication skills.
2. Apparent ability to provide the required services in a timely matter (20%).
 - a. Accessibility of staff.
 - b. Flexibility and readiness to complete specified work.
3. Consultant's reputation for successful completion of similar efforts, their integrity and competence (20%).
4. Overall quality of the SOQ and compliance with the RFQ (10%)

Contract negotiations will begin immediately with the top ranked Consultant after the evaluation process. If an agreement on scope and cost is not reached within thirty (30) working days, the next highest ranked respondent will be contacted and negotiations with that Consultant will begin. This process will continue until an agreement is reached or it is decided to re-advertise.

If a clear choice is not evident, interviews will be scheduled with top ranking respondents.

VI. Response Format

Consultants interested in being considered for this project are requested to submit their Statements of Qualifications **by XXX p.m., XXX, 2023**. A digital copy of the proposal in Pdf format must be emailed to:

Scotts Valley Water District
2 Civic Center Dr,
Scotts Valley, CA 95066
Attn: Piret Harmon
pharmon@svwd.org
Re: Collaboration Strategies Evaluation

Districts reserve the right to determine the extent, duration and limit of the services. Such services will be described in an overall work program to be developed by the top ranked Consultant and approved by Districts promptly upon notification of selection.

VII. Resources

Websites:

- Scotts Valley Water District: www.svwd.org
- Soquel Creek Water District: www.soquelcreekwater.org

February 21, 2023

MEMO TO THE BOARD OF DIRECTORS

Subject: Agenda Item No. 7.2

Title: Consider Approving Release of Request for Qualifications (RFQ) for Professional Services to Evaluate Collaboration Strategies for Scotts Valley Water District and Soquel Creek Water District

Attachment(s):

1. Request for Qualifications (RFQ) to Evaluate Collaboration Strategies for Scotts Valley Water District (SVWD) and Soquel Creek Water District (SqCWD) – *Draft*

Purpose

This item is presented for the Board to: 1) review, provide input (if desired), and authorize release of the attached Request for Qualifications (RFQ), and 2) appoint up to two Board Members to participate in the review and selection committee.

Background

At the March 15, 2022 Board Meeting, the SqCWD Board approved forming an ad-hoc committee to explore collaborative strategies and resources between SqCWD and the SVWD. The SqCWD Board appointed Directors Christensen and Lather to serve on the ad-hoc committee, and the recommendations of the ad-hoc committee were presented at the November 1, 2022 SqCWD Board Meeting. The committee recommended that a third party conduct a study to evaluate what type of an enhanced strategic partnership, if any, would benefit both agencies and produce value to their respective customers and the environment. Each agency will contribute equal amounts for the study. Therefore, at the November 1 Board Meeting, the SqCWD Board approved allocating up to \$37,500 to hire a consultant, via a competitive procurement process (i.e., RFQ), to evaluate collaboration strategies for SVWD and SqCWD. Subsequently, the SVWD Board also approved moving forward with a strategic collaboration study.


RFQ and Review Committee Selection

As requested by the SqCWD Board, the draft RFQ is included for review as **Attachment 1**. The draft RFQ outlines the submittal and selection processes, desired information, evaluation criteria and other information. If the SqCWD Board approves the release of the RFQ, then the SVWD Board will consider the item at a subsequent meeting (e.g., March 9, 2023). Note that some dates in the RFQ remain undetermined until the RFQ is approved by both agencies.

A review and selection committee will be formed to evaluate and rank the statements of qualifications. Staff from both agencies will serve on the committee, and the Board may designate up to two Board Members to participate in the review and selection committee, if desired. The review and selection committee's recommendation will then be brought to both SqCWD and SVWD Boards for consideration.

POSSIBLE BOARD ACTION(S):

1. By MOTION, approve the attached RFQ allowing for any minor and non substantial edits that the SVWD Board may have and that are approved by SqCWD General Counsel; and
2. By MOTION, appoint up to two SqCWD Board Members to participate on the RFQ review and selection committee; or
3. Take no action.

By 
Ron Duncan
General Manager

STAFF REPORT - Finance

Scotts Valley Water District

Date: 03/09/23
To: Board of Directors
From: General Manager
Item: Staff Reports 7.3
Subject: **Financial Reports 07/01/22 through 01/31/23**

Summary

Fiscal Year-to-Date (YTD) preliminary figures reflect the period of 07/01/22 through 01/31/23. YTD revenues total \$6.4M and expenses total \$5.5M.

Revenue

January is the seventh month of the fiscal year. YTD potable water sales revenue is \$2.9M, water services revenue is \$1.5M and new connections revenue is \$958K. Total YTD revenue in the potable water fund is \$6.1M, equal to 67% of the budget and 28% higher than the same period last year due to significant one-time revenue from new connections.

YTD recycled water sales revenue is \$280K, water services revenue is \$53K, and \$10K in revenue from new connections for the period. Total YTD revenue of \$345K in the recycled water fund equals 54% of the budget, which is 23% lower than for the same period of last fiscal year.

Expenses

Combined YTD operating expenses are in-line with the budget, with expenses of \$3.7M representing 58% of the budget. Project expenditures total \$1.19M and the debt service principal payments of \$567K have been made.

Fund Balance

At the end of January, cash reserves were approximately \$10.0M with another \$0.8M booked in Accounts Receivable.

Enclosed

Budget Status Balance 07/01/22 – 01/31/23
Budget Status Revenue 07/01/22 – 01/31/23
Budget Status Expense 07/01/22 – 01/31/23
Projects Expense 07/01/22 – 01/31/23
Balance Sheet 01/31/23
Check Register 01/01/23 – 01/31/23

Budget Status - Balance



Period: 07/01/22 - 01/31/23

FY Remain: 42%

	FY 2022 YTD Actual	FY 2023 YTD Actual	FY 2023 vs. FY 2022	YOY % change	FY 2023 Budget	FY 2023 Remaining Balance	%
Period: 07/01/22 - 01/31/23 (7 months)							
Potable Water - Fund 01							
Water Sales & Services (R10, R20)	\$ 3,932,438	\$ 4,390,760	\$ 458,322	12%	\$ 7,167,900	\$ 2,777,140	39%
New Connections (R25)	\$ 204,988	\$ 976,589	\$ 771,601	376%	\$ 720,200	\$ (256,389)	-36%
Other Revenue (R30, R40)	\$ 637,712	\$ 734,916	\$ 97,204	15%	\$ 1,161,994	\$ 427,078	37%
Potable Water Total	\$ 4,775,138	\$ 6,102,265	\$ 1,327,127	28%	\$ 9,050,094	\$ 2,947,829	33%
Recycled Water - Fund 02							
Water Sales & Services (R10, R20)	\$ 392,655	\$ 333,413	\$ (59,242)	-15%	\$ 621,600	\$ 288,187	46%
New Connections (R25)	\$ 51,684	\$ 10,321	\$ (41,363)	-80%	\$ -	\$ (10,321)	#DIV/0!
Other Revenue (R30, R40)	\$ 1,992	\$ 1,756	\$ (236)	-12%	\$ 21,800	\$ 20,044	92%
Recycled Water Total	\$ 446,331	\$ 345,491	\$ (100,840)	-23%	\$ 643,400	\$ 297,910	46%
TOTAL REVENUE	\$ 5,221,469	\$ 6,447,755	\$ 1,226,286	23%	\$ 9,693,494	\$ 3,245,739	33%
Expenses - Fund 01 and Fund 02 Combined							
Salaries & Benefits (E01)	\$ 1,770,346	\$ 1,808,711	\$ 38,364	2%	\$ 3,142,082	\$ 1,333,371	42%
Services & Supplies (E03-E80)	\$ 1,356,661	\$ 1,932,177	\$ 575,516	42%	\$ 3,063,775	\$ 1,131,598	37%
Project Expenses	\$ 685,561	\$ 1,186,639	\$ 501,078	73%	\$ 2,603,968	\$ 1,417,329	54%
Debt Service - Principal	\$ 460,030	\$ 567,298	\$ 107,268	23%	\$ 567,298	\$ -	0%
TOTAL EXPENSES *	\$ 4,272,598	\$ 5,494,825	\$ 1,222,227	29%	\$ 9,377,123	\$ 3,882,298	41%
NET REVENUE	\$ 948,871	\$ 952,930	\$ 4,059		\$ 316,371	\$ (636,559)	
Period: 07/01/22 - 01/31/23 (7 months)							
Total Revenue	\$ 5,221,469	\$ 6,447,755	\$ 1,226,286	23%	\$ 9,693,494	\$ 3,245,739	33%
Total Expenses *	\$ 4,272,598	\$ 5,494,825	\$ 1,222,227	29%	\$ 9,377,123	\$ 3,882,298	41%
Net Revenue	\$ 948,871	\$ 952,930	\$ 4,059		\$ 316,371		
Period: 07/01/22 - 12/31/22 (6 months)							
Total Revenue	\$ 4,147,485	\$ 5,263,859	\$ 1,116,374	27%	\$ 9,693,494	\$ 4,429,635	46%
Total Expenses *	\$ 3,630,406	\$ 4,065,474	\$ 435,068	12%	\$ 9,377,123	\$ 5,311,649	57%
Net Revenue	\$ 517,079	\$ 1,198,385	\$ 681,306		\$ 316,371		

* Expense totals do not include depreciation expense

Budget Status - Revenue



Period: 07/01/22 - 01/31/23

FY Remain: 42%

		FY 2022 YTD Actual	FY 2023 YTD Actual	FY 2023 vs. FY 2022	YOY % change	FY 2023 Budget	FY 2023 Remaining Balance	%
Fund 02	Recycled Water							
R10	Operating Revenue - Water Sales							
02-000-41105	Irrigation Consumption	\$ 314,311	\$ 275,829	\$ (38,482)	-12%	\$ 534,900	\$ 259,071	48%
02-000-41200	Other - Bulk Water	\$ 33,520	\$ 4,565	\$ (28,955)	-86%	\$ -	\$ (4,565)	
	R10 Sub Totals:	\$ 347,830	\$ 280,394	\$ (67,437)	-19%	\$ 534,900	\$ 254,506	48%
R20	Operating Revenue - Water Services							
02-000-42100	Standby Basic Meter Charge	\$ 44,749	\$ 53,019	\$ 8,270	18%	\$ 86,700	\$ 33,681	39%
02-000-43300	Other Operating Revenue	\$ 75	\$ -	\$ (75)	-100%	\$ -	\$ -	
	R20 Sub Totals:	\$ 44,824	\$ 53,019	\$ 8,195	18%	\$ 86,700	\$ 33,681	39%
R25	Operating Revenue - New Connections							
02-000-42101	Other Meter Fee	\$ 797	\$ 266	\$ (531)	33%	\$ -	\$ (266)	
02-000-42102	Other Capacity Fee	\$ 50,887	\$ 10,055	\$ (40,832)	-80%	\$ -	\$ (10,055)	
	R25 Sub Totals:	\$ 51,684	\$ 10,321	\$ (41,363)	-80%	\$ -	\$ (10,321)	
R30	Non-Operating Revenue - Other							
02-000-47110	Interest & Dividend	\$ 1,992	\$ 1,756	\$ (236)	-12%	\$ 6,800	\$ 5,044	74%
02-000-47560	Notes Receivable Payments	\$ -	\$ -	\$ -		\$ 15,000	\$ 15,000	100%
	R30 Sub Totals:	\$ 1,992	\$ 1,756	\$ (236)	-12%	\$ 21,800	\$ 20,044	92%
	Fund 02 Revenue:	\$ 446,331	\$ 345,491	\$ (100,840)	-23%	\$ 643,400	\$ 297,910	46%
	Fund 02 Rev Excl Grants & Cap Contributions	\$ 446,331	\$ 345,491	\$ (100,840)	-23%	\$ 643,400	\$ 297,910	46%
	Revenue Totals:	\$ 5,221,469	\$ 6,447,755	\$ 1,225,040	23%	\$ 9,693,494	\$ 3,255,739	34%
	Revenue Total Excl Grants & Cap Contributions	\$ 5,221,469	\$ 6,434,706	\$ 1,211,991	23%	\$ 9,693,494	\$ 3,268,788	34%

Budget Status - Expense



Period: 07/01/22 - 01/31/23

FY Remain: 42%

		FY 2022 YTD Actual	FY 2023 YTD Actual	FY 2023 vs. FY 2022	YOY % change	FY 2023 Budget	FY 2023 Remaining Balance	%
Fund 01 and Fund 02 Combined								
Dept	Administration							
E01	Salaries & Benefits	\$ 400,473	\$ 407,696	\$ 7,223	2%	\$ 816,906	\$ 409,210	50%
E03	General & Admin - Services	\$ 238,136	\$ 192,545	\$ (45,591)	-19%	\$ 414,770	\$ 222,225	54%
E05	General & Admin - Supplies	\$ 12,152	\$ 7,638	\$ (4,514)	-37%	\$ 16,900	\$ 9,262	55%
E10	Source of Supply	\$ 86,975	\$ 224,054	\$ 137,079	158%	\$ 250,000	\$ 25,946	10%
E70	Other	\$ -	\$ -	\$ -	-	\$ 5,000	\$ 5,000	100%
	Dept 100 Sub Totals:	\$ 737,736	\$ 831,933	\$ 94,197	13%	\$ 1,503,576	\$ 671,643	45%
Dept	Finance/Customer Service							
E01	Salaries & Benefits	\$ 361,573	\$ 332,277	\$ (29,296)	-8%	\$ 553,829	\$ 221,552	40%
E03	General & Admin - Services	\$ 122,106	\$ 121,011	\$ (1,095)	-1%	\$ 150,242	\$ 29,231	19%
E05	General & Admin - Supplies	\$ 3,036	\$ 900	\$ (2,136)	-70%	\$ 4,000	\$ 3,100	78%
E35	Customer Accounts	\$ 157,741	\$ 164,401	\$ 6,660	4%	\$ 291,764	\$ 127,363	44%
E70	Other	\$ 921	\$ 951	\$ 29	3%	\$ 1,100	\$ 149	14%
E80	Debt Service - Interest	\$ 31,800	\$ 25,550	\$ (6,250)	-20%	\$ 141,100	\$ 115,550	82%
	Dept 200 Sub Totals:	\$ 677,178	\$ 645,089	\$ (32,089)	-5%	\$ 1,142,035	\$ 496,946	44%
Dept	Operations							
E01	Salaries & Benefits	\$ 905,913	\$ 957,460	\$ 51,547	6%	\$ 1,680,391	\$ 722,931	43%
E03	General & Admin - Services	\$ 106,188	\$ 100,644	\$ (5,545)	-5%	\$ 269,200	\$ 168,556	63%
E05	General & Admin - Supplies	\$ 24,060	\$ 28,150	\$ 4,091	17%	\$ 40,000	\$ 11,850	30%
E07	General Production	\$ 65,159	\$ 98,495	\$ 33,336	51%	\$ 129,300	\$ 30,805	24%
E10	Source of Supply	\$ 43,479	\$ 105,238	\$ 61,759	142%	\$ 120,000	\$ 14,762	12%
E15	Pumping	\$ 220,565	\$ 282,740	\$ 62,175	28%	\$ 542,300	\$ 259,560	48%
E20	Water Treatment	\$ 164,549	\$ 299,270	\$ 134,721	82%	\$ 510,700	\$ 211,430	41%
E25	Transmission & Distribution	\$ 45,136	\$ 240,678	\$ 195,542	433%	\$ 146,600	\$ (94,078)	-64%
E35	Conservation	\$ 1,561	\$ 1,259	\$ (303)	-19%	\$ 5,000	\$ 3,741	75%
E70	Other	\$ 22,428	\$ -	\$ (22,428)	-100%	\$ -	\$ -	-
	Dept 300 Sub Totals:	\$ 1,599,038	\$ 2,113,933	\$ 514,895	32%	\$ 3,443,491	\$ 1,329,558	39%
Dept	Engineering							
E01	Salaries & Benefits	\$ 60,384	\$ 63,990	\$ 3,606	6%	\$ 120,368	\$ 56,378	47%
E03	General & Admin - Services	\$ 6,800	\$ 34,924	\$ 28,125	414%	\$ 116,400	\$ 81,476	70%
E05	General & Admin - Supplies	\$ -	\$ 781	\$ 781	-	\$ 600	\$ (181)	-30%
	Dept 400 Sub Totals:	\$ 67,184	\$ 99,695	\$ 32,512	48%	\$ 237,368	\$ 137,673	58%
Dept	Board of Directors							
E01	Salaries & Benefits	\$ 42,003	\$ 47,288	\$ 5,284	13%	\$ 101,623	\$ 54,335	53%
E03	General & Admin - Services	\$ 3,868	\$ 2,949	\$ (920)	-24%	\$ 28,300	\$ 25,351	90%
E05	General & Admin - Supplies	\$ -	\$ -	\$ -	-	\$ 800	\$ 800	100%
	Dept 900 Sub Totals:	\$ 45,872	\$ 50,237	\$ 4,365	10%	\$ 130,723	\$ 80,486	62%

Budget Status - Expense



Period: 07/01/22 - 01/31/23

FY Remain: 42%

		FY 2022 YTD Actual	FY 2023 YTD Actual	FY 2023 vs. FY 2022	YOY % change	FY 2023 Budget	FY 2023 Remaining Balance	%
Summary								
E01	Salaries & Benefits	\$ 1,770,346	\$ 1,808,711	\$ 38,364	2%	\$ 3,273,117	\$ 1,464,406	45%
E03	General & Admin - Services	\$ 477,098	\$ 452,072	\$ (25,026)	-5%	\$ 978,912	\$ 526,840	54%
E05	General & Admin - Supplies	\$ 39,248	\$ 37,469	\$ (1,778)	-5%	\$ 62,300	\$ 24,831	40%
E07	General Production	\$ 65,159	\$ 98,495	\$ 33,336	51%	\$ 129,300	\$ 30,805	24%
E10	Source of Supply	\$ 130,454	\$ 329,293	\$ 198,839	152%	\$ 370,000	\$ 40,707	11%
E15	Pumping	\$ 220,565	\$ 282,740	\$ 62,175	28%	\$ 542,300	\$ 259,560	48%
E20	Water Treatment	\$ 164,549	\$ 299,270	\$ 134,721	82%	\$ 510,700	\$ 211,430	41%
E25	Transmission & Distribution	\$ 45,136	\$ 240,678	\$ 195,542	433%	\$ 146,600	\$ (94,078)	-64%
E35	Customer Accounts	\$ 181,730	\$ 165,659	\$ (16,071)	-9%	\$ 292,864	\$ 127,512	44%
E70	Other	\$ 921	\$ 951	\$ 29	3%	\$ 6,100	\$ -	0%
E80	Debt Service - Interest	\$ 31,800	\$ 25,550	\$ (6,250)	-20%	\$ 141,100	\$ 115,550	82%
	Purchase Order Carryover					\$ 14,000		
District Expense Total:		\$ 3,127,007	\$ 3,740,888	\$ 613,880	20%	\$ 6,467,293	\$ 2,707,564	42%
Fund 01 and 02 Combined								
E01	Salaries & Benefits	\$ 1,770,346	\$ 1,808,711	\$ 38,364	2%	\$ 3,273,117	\$ 1,464,406	45%
E03-E80	Services & Supplies	\$ 1,356,661	\$ 1,932,177	\$ 575,516	42%	\$ 3,180,176	\$ 1,247,999	39%
	Purchase Order Carryover					\$ 20,000		
District Expense Total:		\$ 3,127,007	\$ 3,740,888	\$ 613,880	20%	\$ 6,473,293	\$ 2,712,405	42%

Projects - Expense



Period: 07/01/22 - 01/31/23

FY Remain: 42%

		FY 2023 YTD Actual	FY 2023 Budget *	FY 2023 Remaining Balance	%
Fund 01 and Fund 02 Combined					
Project	Description				
C15007	Lompico Formation Production Well (Well 9)	\$ 889,865	\$ 286,488	\$ (603,377)	-211%
---	<i>SVWD Production Well- Grant Reimb</i>	\$ (11,063)	\$ (286,488)	\$ (275,425)	96%
C16024	Bethany Tank Rehabilitation	\$ 7,755	\$ 192,925	\$ 185,170	96%
M17011	Meters with AMI	\$ 27,501	\$ 25,000	\$ (2,501)	-10%
C17011	AMI Technology for Meters		\$ 5,000	\$ 5,000	100%
C17018	Specialized Operations Vehicle		\$ 50,000	\$ 50,000	100%
C19020	El Pueblo WTP Improvements		\$ 150,000	\$ 150,000	100%
C19030	Hacienda Pump Station Improvements	\$ 50,322	\$ 54,035	\$ 3,713	7%
C20010	Main Replacement Program - PW	\$ 210,828	\$ 289,867	\$ 79,039	27%
C20040	Administrative Building Improvements		\$ 90,290	\$ 90,290	100%
C22010	Well 3B Replacement	\$ 11,431	\$ 1,431,851	\$ 1,420,420	99%
C23010	SCWD-SVWD System Intertie	\$ 1,986	\$ 500,000	\$ 498,014	100%
---	<i>SCWD-SVWD System Intertie - Grant Reimb</i>	\$ (1,986)	\$ (500,000)	\$ (498,014)	100%
TBD	Monte Fiore Pump Station Rehab		\$ 75,000	\$ 75,000	100%
TBD	Purified Recycled Water Recharge		\$ 50,000	\$ 50,000	100%
TBD	Pressure Regulator Station - Granite Creek		\$ 15,000	\$ 15,000	100%
TBD	Service Line Replacement - Montevalle		\$ 150,000	\$ 150,000	100%
TBD	Corp Yard Improvements		\$ 25,000	\$ 25,000	100%
Projects Expense Totals:		\$ 1,186,639	\$ 2,603,968	\$ 1,417,329	54%

Balance Sheet



Fund 01, Fund 02 and Fund 03 Combined

	1/31/22	1/31/23
Assets		
Cash	\$5,281,243	\$10,034,122
Accrued Interest	\$4	\$1,673
A/R Customer-Water	\$772,251	\$831,913
A/R - Other	\$98,278	\$201
Interfund Loan Receivable	\$888,039	\$888,040
Inventory	\$229,227	\$213,404
Prepaid Expense	\$80,346	\$32,131
Note Receivable	\$0	\$67,500
JPA Investment	\$387,112	\$398,572
Land & Right-of-ways	\$650,696	\$650,697
Construction-in-progress	\$1,367,492	\$1,627,550
Water Rights / Intangible Assets	\$5,267,832	\$5,267,833
Plant & Equipment	\$42,572,708	\$44,102,981
Depreciation/Amortization	(\$24,663,015)	(\$25,834,981)
Deferred Pension Outflows	\$1,691,330	\$2,441,687
Unfunded OPEB Liability	\$140,200	\$121,850
	\$34,763,743	\$40,845,172
Liabilities		
A/P & Accrued Expenses	\$154,421	\$173,534
Accrued Salaries & Wages	\$0	(\$103)
Customer Deposits	\$255,210	\$305,210
Interfund Loans	\$888,039	\$888,040
LT Liabilities Due in 1 Yr	\$38,251	\$38,838
Unearned Revenue	\$55,392	\$79,743
Long-term Liabilities	\$10,730,174	\$12,243,360
Deferred Pension Inflows	\$116,480	\$1,263,330
	\$12,237,967	\$14,991,951
Fund Balance		
Investment in Capital Assets	\$17,684,486	\$20,391,522
Unrestricted Net Position	\$2,934,498	\$2,826,213
	\$20,618,984	\$23,217,735
Total Liabilities and Fund Balance:	\$32,856,951	\$38,209,686
Total Retained Earnings:	\$1,906,792	\$2,635,486
Total Fund Balance and Retained Earnings:	\$22,525,776	\$25,853,221
Total Liabilities, Fund Balance, and Retained Earnings:	\$34,763,743	\$40,845,172

Scotts Valley Water District
AP Check Register
January 2023

Vendor Name	Check Date	Check No.	Check Amount	Description
ACWA/JPIA	1/23/2023	31704	35,257.87	EE & Retiree Benefits
AFLAC	1/9/2023	31665	334.08	EE Self-Funded Supplemental Benefits - Dec 2022
ALLQUIP UNIVERSAL	1/9/2023	31667	1,682.96	Skid Mount Maintenance
ALLYSON VIOLANTE	1/23/2023	31742	50.00	Community Committee Members Fees - Oct - Dec 2022
ALPHA LAND SURVEYS, INC	1/23/2023	31705	5,600.00	Ridgecrest-Cathy Easement Delineation
ANDREW HOWARD	1/23/2023	31722	200.00	Bulk Recycled Water Permit Deposit Refund
AUTOMATIONDIRECT.COM, INC	1/9/2023	31668	164.63	Hacienda PS Improvements - Relays
BADGER METER	1/9/2023	31669	6,783.41	Cell Charge for PW/RW Meter Reads, AMI Endpoints - Qty:24
BARBARA CALLAHAN	1/23/2023	31711	25.00	Community Committee Members Fees - Oct - Dec 2022
BATTERIES PLUS BULBS #314	1/23/2023	31706	39.77	Tanks - Battery Weather Box
BAYWORK	1/9/2023	31670	446.25	Membership Fee - Regional Workforce Consortium - FY 2023
BENDER ROSENTHAL INC	1/23/2023	31707	704.00	Intertie Project - Project Management Services
BRAD DIXON	1/23/2023	31716	200.00	Bulk Recycled Water Permit Deposit Refund
BRADLEY SOOTER	1/9/2023	31693	50.00	Customer Rebates - PRV Replacement
BRENNTAG PACIFIC, INC	1/9/2023	31672	3,167.88	Water Treatment Chemicals
BRENNTAG PACIFIC, INC	1/23/2023	31708	5,906.26	Water Treatment Chemicals
BUSINESS WITH PLEASURE	1/23/2023	31710	13.16	Printer Cartridge
CENTRAL HOME SUPPLY	1/23/2023	31712	58.72	Empty Sandbags
CHESTNUT IDENTITY APPAREL	1/23/2023	31713	1,312.31	Safety Clothing w/ District Logos
CITY OF SANTA CRUZ WATER DEPT	1/9/2023	31673	1,986.25	Grant Funds Payable to City of Santa Cruz - Period Ended 9/30/22
CIVIL CONSULTANTS GROUP, INC	1/23/2023	31714	2,115.00	Update Site Facility Elevations/GPS Systems/Schematic Maps
DAN DE LEUW & SUSAN STEELE	1/9/2023	31674	1,268.00	Customer Rebates - Special Lawn / Turf Rebate
DASSELS PETROLEUM	1/9/2023	31675	2,118.53	Vehicle Fuel - Dec 2022
DEBORAH BRADY	1/9/2023	31671	2,148.00	Customer Rebates - Special Lawn / Turf Rebate
ERIC BRUNE	1/23/2023	31709	200.00	Bulk Recycled Water Permit Deposit Refund
ERIC TAYLOR	1/23/2023	31740	200.00	Bulk Recycled Water Permit Deposit Refund
EUROFINS EATON ANALYTICAL	1/9/2023	31677	295.00	Lab Testing for Water Quality
EUROFINS EATON ANALYTICAL	1/23/2023	31719	3,120.00	Lab Testing for Water Quality
EXCEEDIO	1/9/2023	31678	217.13	Replace Power Supply
EXCEEDIO	1/23/2023	31720	210.00	Project - Transfer Ownership of smgwa.org from SLVWD to SVWD
GOVERNMENT FINANCE OFFICERS ASSOC	1/9/2023	31679	460.00	FY 2022 ACFR Award Application Fee
GRAINGER	1/9/2023	31680	475.34	Site Maint - Track Wheel
GREEN WASTE RECOVERY, INC	1/9/2023	31681	400.19	Monthly - Trash Svc - El Pueblo
GREEN WASTE RECOVERY, INC	1/23/2023	31721	162.24	Quarterly Trash Service - 2 Civic Center
GUTTERPATROL & WINDOWSHINE	1/9/2023	31682	500.00	Roof / Gutter Cleaning - 2 Civic Center
HARRINGTON INDUSTRIAL PLASTICS, LLC	1/9/2023	31683	539.53	Injector Rebuild Kit
ICONIX WATERWORKS (US), INC	1/9/2023	31684	1,241.12	Orchard Run Manifold
ICONIX WATERWORKS (US), INC	1/23/2023	31723	1,008.32	Valve
INFOSEND	1/23/2023	31724	1,721.80	RW/PW Billing Statements Printing & Mailing - Dec 2022
INTEGRITY AUTOMOTIVE	1/9/2023	31685	5,303.26	Truck 12 - Fuel Pump/Injector Replace
JAMES DESMOND	1/9/2023	31676	1,100.00	Customer Rebates - Special Lawn / Turf Rebate
JAMES DUSENBERG	1/23/2023	31718	198.10	Bulk Recycled Water Permit Deposit Refund
JAMES JOSSELYN	1/23/2023	31725	200.00	Bulk Recycled Water Permit Deposit Refund
JEANETTE CONNER	1/23/2023	31715	200.00	Bulk Recycled Water Permit Deposit Refund
LAW OFFICE OF ROBERT E BOSSO	1/23/2023	31726	3,500.00	Legal Counsel Services - December 2023
LYNN JACKSON	1/9/2023	31686	357.50	Landscape Maint -2 Civic Ctr - Dec 2022
MICHAEL SHULMAN	1/23/2023	31737	50.00	Community Committee Members Fees - October - Dec 2022
MILLER MAXFIELD, INC	1/23/2023	31727	3,746.25	Communication & Public Outreach Services - December 2022
MISCOWATER	1/23/2023	31728	525.82	Chemical Metering Pump/Parts
MISSION UNIFORM SERVICE	1/9/2023	31687	481.72	Uniform Laundering / Rental Service - Dec 2022
MONTGOMERY & ASSOCIATES, INC	1/23/2023	31729	6,521.00	Well 11 Destruction - Tech Specs, Task 3: SGMA Support
NATIONWIDE RETIREMENT SOLUTIONS	1/9/2023	31688	2,771.49	IRS 457 Plan - Payroll Date 12/30/2022
NATIONWIDE RETIREMENT SOLUTIONS	1/23/2023	31731	2,577.64	IRS 457 Plan - Payroll Date 01/13/2023
NOELLE DOWNING	1/23/2023	31717	50.00	Community Committee Members Fees - Oct - Dec 2022
O'REILLY AUTOMOTIVE, INC	1/23/2023	31732	49.38	Trailer Hitch Lock
PACIFIC GAS & ELECTRIC	1/9/2023	31689	863.31	Electricity - Polo Ranch - Dec 2022
PALACE BUSINESS SOLUTIONS	1/9/2023	31690	29.62	Office Supplies - Calendar
RED WING BUSINESS ADVANTAGE ACCOUNT	1/23/2023	31733	267.91	Work Boots - Rivera
REGIONAL WATER MGMNT FOUNDATION	1/23/2023	31734	5,005.56	New Production Well - Grant Admin
ROHRBOUGHS TREE SERVICE	1/9/2023	31691	3,000.00	Tree Clearing - Mac Dorsa Tank Easement
ROSS ALBERT	1/9/2023	31666	380.00	Employee Reimbursement - SWRCB D4 Cert
SANTA CRUZ RECORDS MANAGEMENT	1/9/2023	31692	50.00	Document Destruction - Dec 2022
SCARBOROUGH LUMBER & BUILDING SUPPLY	1/23/2023	31735	445.18	Truck Supplies - Batteries, Trashbags, Flashlight
SCOTTS VALLEY SPRINKLER	1/23/2023	31736	128.89	PVC Fittings
SPRINGBROOK HOLDING COMPANY, LLC	1/9/2023	31694	2,488.00	Civic Pay Transaction Fees - Dec 2022

AP Check Register cont.
January 2023

Vendor Name	Check Date	Check No.	Check Amount	Description
STEPHANIE MUCCIA	1/23/2023	31730	200.00	Bulk Recycled Water Permit Deposit Refund
STEVE SNELL	1/23/2023	31738	200.00	Bulk Recycled Water Permit Deposit Refund
SWRCB	1/9/2023	31695	25,538.36	Large Water System Fees - FY2023
SYCAL ENGINEERING, INC	1/9/2023	31696	5,380.74	Bethany Tank Rehab - Engineering Svcs
SYCAL ENGINEERING, INC	1/23/2023	31739	695.00	Engineering for SCADA
THE NEW YORK BLOWER CO	1/9/2023	31697	1,627.74	Shaft Seal Assy
U.S. BANK EQUIPMENT FINANCE	1/9/2023	31698	372.14	Copier Lease - Jan 2023
UNITED SITE SERVICES	1/9/2023	31699	297.40	Portable Toilet Rental - ORWTP - Jan 2023
UNIVERSAL BUILDING SERVICES	1/9/2023	31700	964.00	Janitorial Service - 2 Civic - Dec 2022, Janitorial Service - El Pueblo - Dec 20
USABLUBOOK	1/9/2023	31701	131.59	Sample Bottles
USABLUBOOK	1/23/2023	31741	882.72	Xducer - Orchard Clear Well
VALERO FLEET	1/9/2023	31702	64.83	Vehicle Fuel - Dec 2022
WATERSYSTEMS CLEANING	1/9/2023	31703	6,410.00	Fume Scrubber Cleaning & Svc

165,437.90

Wire / ACH Payments
January 2023

Vendor Name	Trans Date	Check No.	Trans Amount	Description
ADP	1/6/2023	n/a	438.35	ADP Workforce Now / Time & Attendance Fees - Dec 2022
ADP	1/6/2023	n/a	419.73	ADP PW50, PW52
BlueFin	1/3/2023	n/a	93.38	Bluefin Civic PayPad Fees - Dec 2022
BlueFin	1/3/2023	n/a	7,260.45	Bluefin CC Processing Fees - Dec 2022
CalPERS	1/13/2023	n/a	14,620.92	CalPERS Unfunded Liability Payment - Dec 2022
CalPERS	1/13/2023	n/a	12,399.61	CalPERS Retirement PW 02
CalPERS	1/30/2023	n/a	12,411.50	CalPERS Retirement PW 04
Wells Fargo CC	1/27/2023	n/a	9,202.92	WFB CC Payment - Jan 2022
Wire Transfer to First American Title Co	1/19/2023	n/a	875,491.05	Well Site Purchase
Wire Transfer to LAIF	1/10/2023	n/a	500,000.00	Cash to LAIF
Wire Transfer to SMGWA	1/27/2023	n/a	219,786.00	SVWD FY2023 SMGWA Contribution

1,652,123.91

WFB Credit Card Payment
January 2023

Vendor Name	Trans Date	Check No.	Trans Amount	Description
Amazon	12/6/2022		16.45	Prime Membership Fee
Amazon	12/30/2022		38.36	Batteries
Amazon	1/3/2023		24.54	Batteries
AT&T	12/5/2022		69.55	Backup Internet - El Pueblo
AT&T	12/5/2022		85.60	Backup Internet - 2 Civic Center
AT&T	12/8/2022		33.97	AT&T Circuits - Nov 2022
AT&T	12/16/2022		478.03	SCADA Auto Dialer Modem / Alarm - Nov 2022
Buttery - Santa Cruz	12/20/2022		67.00	Gift for Departing Manager - Cake
Capitola Village Produce	12/11/2022		15.95	Suspense Account - TBD
Chestnut Identity Apparel	12/14/2022		656.16	Partial Payment for Uniform Cloting with Logos
Comcast	12/6/2022		435.80	Internet - 2 Civic Center
Comcast	12/23/2022		435.80	Internet - El Pueblo
Cost Plus - Santa Cruz	12/23/2022		10.38	Beverages
CSMFO	12/4/2022		300.00	CSMFO Conference Registration - Kurns
DocuSign	12/9/2022		891.70	Subscription - Dec 2022 - Sep 2023
EGIFTEREGIFTER.COM	12/11/2022		105.95	Gift for Departing Associate Board Member
El Buen Taco - Scotts Valley	12/8/2022		941.93	Staff Holiday Party Catering
Evo Studios	12/23/2022		75.00	Website Hosting & Support
First Alarm	12/4/2022		318.75	Alarm Service - 2 Civic Center
Icon Cloud Solutions	12/6/2022		342.49	Phone Service - 2 Civic Ctr - Oct 2022
Icon Cloud Solutions	12/6/2022		120.33	Phone Service - El Pueblo - Oct 2022
Icon Cloud Solutions	1/3/2023		342.49	Phone Service - 2 Civic Ctr - Oct 2022
Icon Cloud Solutions	1/3/2023		120.33	Phone Service - El Pueblo - Oct 2022
Indian Wells Resort Hotel	12/4/2022		187.23	ACWA Fall Conference - Lodging - McNair
La Bufala Pizzeria	12/7/2022		24.56	Business Lunch
Ladd's Autobody & Towing	1/2/2023		200.00	Truck #12 Towing
Mailchimp	12/4/2022		69.99	Monthly Mailchimp Digital Marketing / Promotional Services
Mountain Mike's - Scotts Valley	12/3/2022		96.27	Employee Lunch - Bean Creek Main Break
Nob Hill - Scotts Valley	12/3/2022		6.54	Bottled Water for Customers - Bean Creek Main Break
Nob Hill - Scotts Valley	12/25/2022		7.18	Cups/Ice
Office Depot	12/14/2022		173.25	OPS Printer Ink

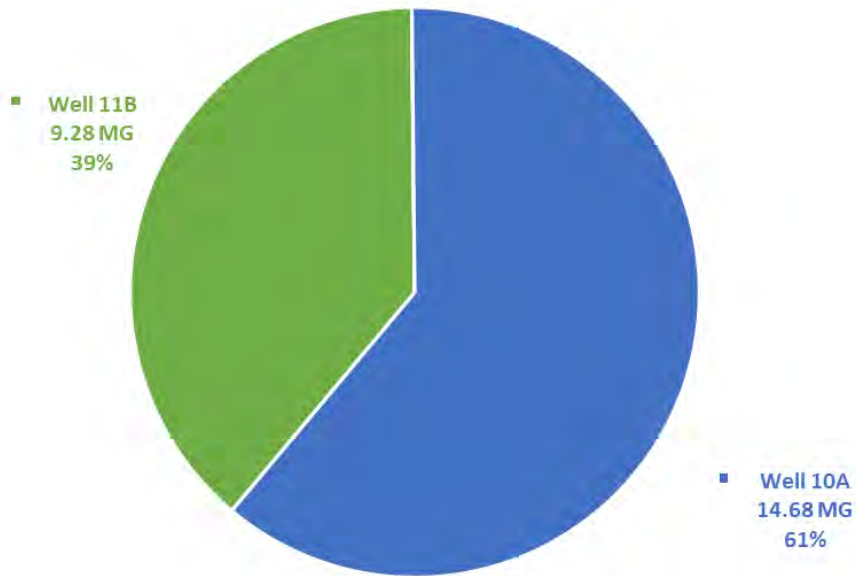
WFB Credit Card Payment cont.

GRAINGER

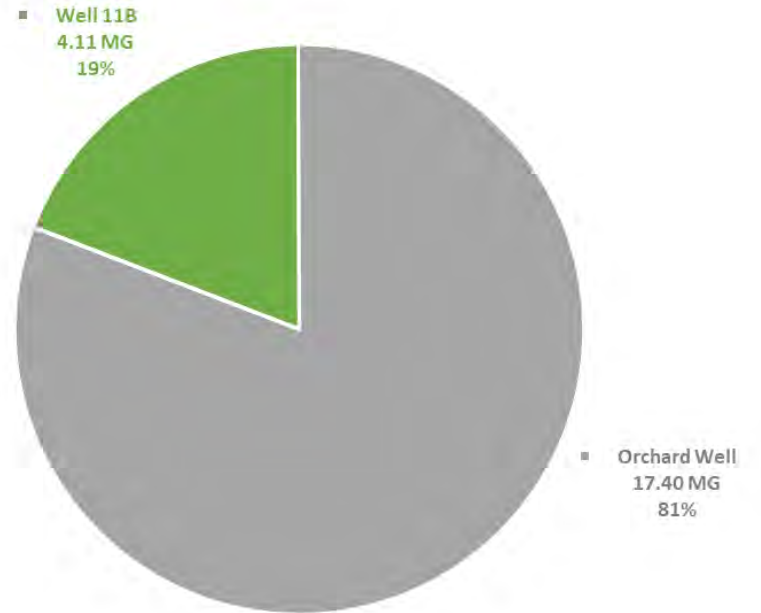
Vendor Name	Trans Date	Check No.	Trans Amount	Description
Planet Orange	12/14/2022		69.00	Pest Control - El Pueblo
Planet Orange	12/14/2022		104.00	Pest Control - 2 Civic Center
Press Banner	12/4/2022		293.00	Monthly Advertising
Rennaisance Esmeralda Resort - Indian Wells	12/4/2022		967.12	ACWA Fall Conference - Lodging - Harmon
Saferite Solutions	12/28/2022		311.74	Calibration Kit for Confined Space Monitor
Safeway - Scotts Valley	12/3/2022		35.48	Bottled Water for Customers - Bean Creek Main Break
Safeway - Scotts Valley	12/3/2022		4.93	Ice - Bean Creek Main Break
San Jose Intl Airport	12/4/2022		54.00	ACWA Fall Conference - Parking - McNair
Santa Cruz Real Estate Media	12/21/2022		225.00	Manager Photo
Santa Cruz Sentinel	12/31/2022		12.00	Monthly Subscription
UPS Store - Scotts Valley	12/8/2022		11.68	OPS Shipping - Brenntag
Verizon	1/2/2023		383.39	Cell Phones / Tablets
Zoom	12/26/2022		40.00	Zoom Cloud Recording Fees
			9,202.92	

Well Production

January 2023



February 2023

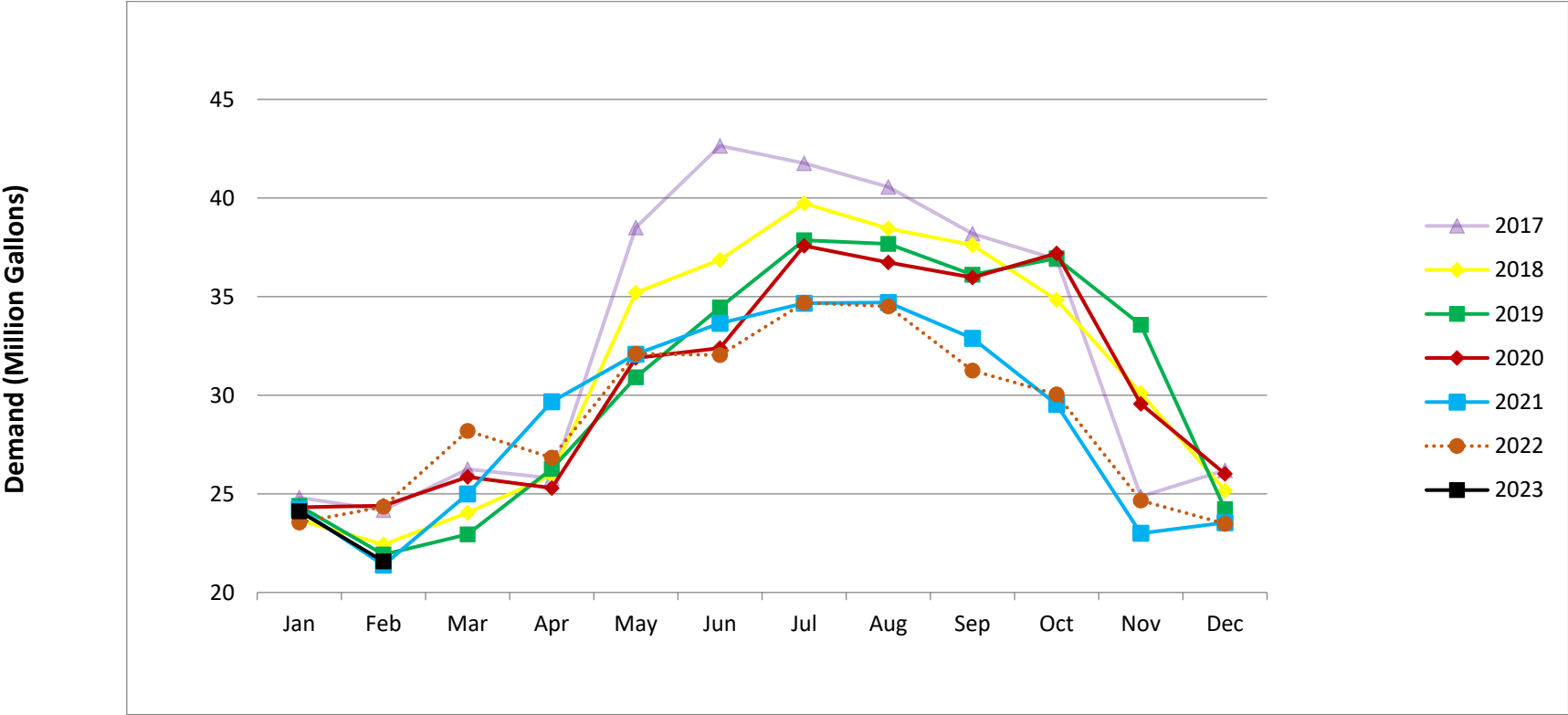


Total Production (Million Gallons)

January 2023	23.96 MG	1.79 % increase from December
February 2023	21.51 MG	11.40 % decrease from January

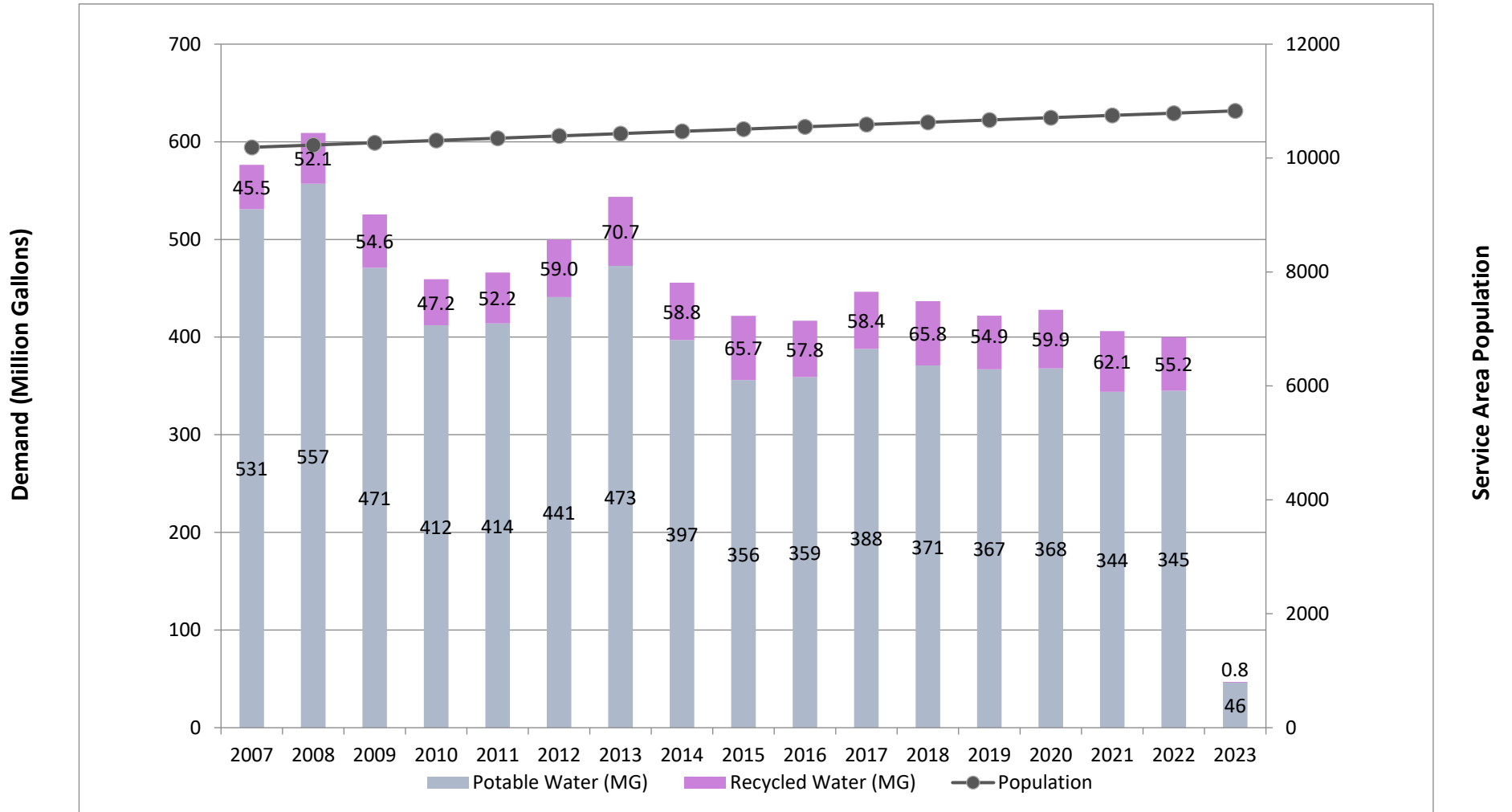
Production is Water Pumped +/- Water used for Well Maintenance Activities

Potable Water Demand



Demand is Production +/- Change in Storage

Potable and Recycled Water Demand vs. Population



Demand is Production +/- the Change in Storage

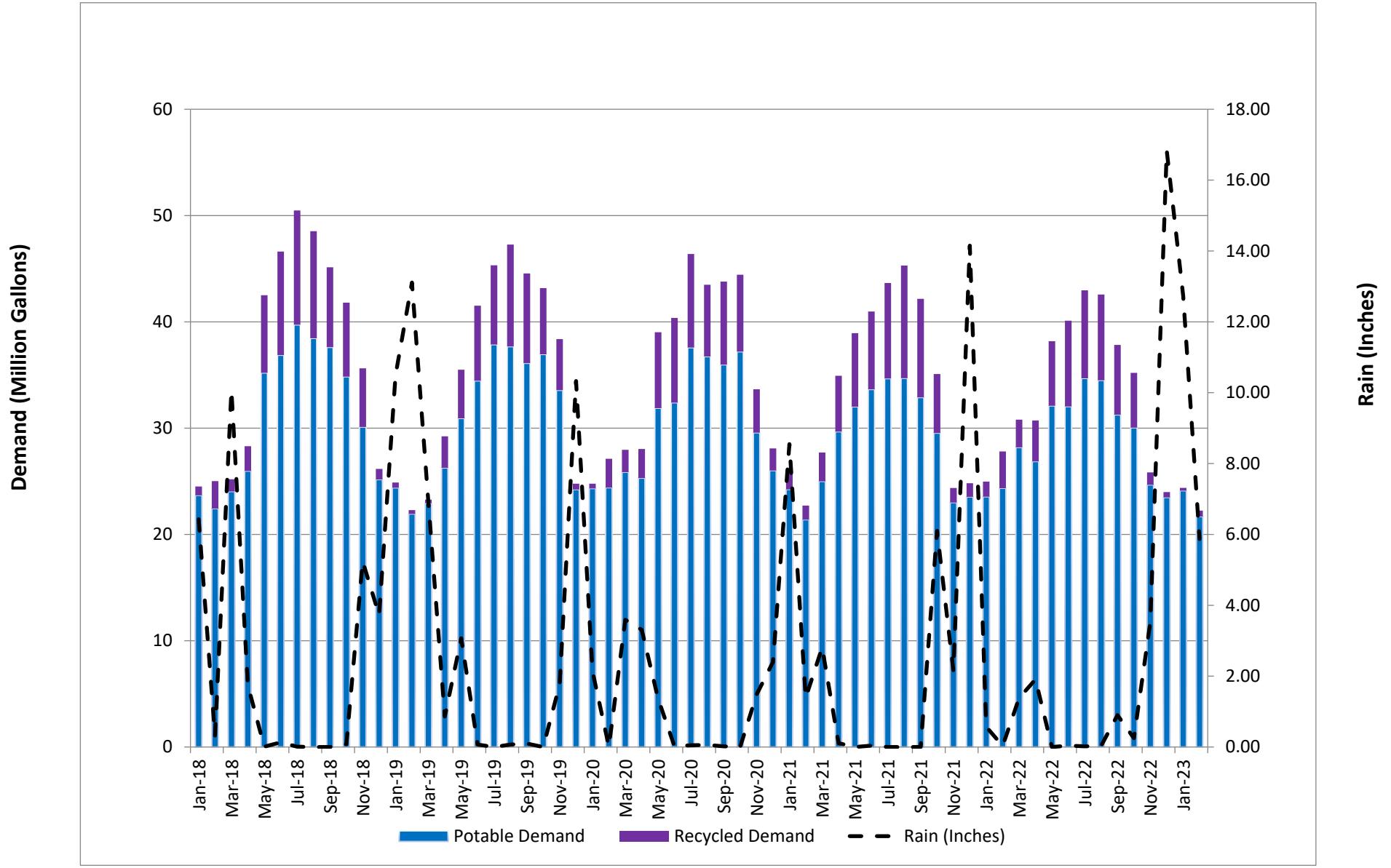
Potable and Recycled Water Demand

Potable Water Demand												
	2013	2014	2015	2016	2017	2018	2019	2020	2021	2022	2023	Average
Jan.	27,764,580	33,252,872	24,822,615	23,085,736	24,789,618	23,674,051	24,378,894	24,319,853	24,231,996	23,549,899	24,119,305	25,762,915
Feb.	26,124,132	24,779,862	23,217,640	21,968,896	23,490,314	22,427,754	21,923,206	24,323,667	21,387,258	24,348,603	21,575,598	23,531,731
March	31,559,240	27,946,154	30,953,420	23,910,892	25,837,232	24,042,754	22,954,225	25,855,924	24,995,557	28,195,901		26,909,392
April	35,621,370	28,875,831	29,909,260	28,400,861	25,477,561	25,992,670	26,027,391	25,297,107	29,671,141	26,838,945		28,304,251
May	49,525,756	38,675,936	30,478,823	31,995,591	38,043,826	33,751,004	30,912,986	31,885,131	32,077,872	32,099,180		35,729,827
June	47,432,970	39,525,236	32,726,825	36,842,416	42,310,983	36,786,677	34,451,155	32,393,746	33,647,606	32,036,135		37,700,691
July	49,192,762	41,957,386	34,544,613	38,892,200	41,757,891	39,648,922	37,857,926	38,411,455	34,662,207	34,689,147		40,022,677
Aug.	50,820,800	41,020,790	35,765,167	38,541,952	39,982,246	38,720,060	37,666,598	36,637,898	34,701,240	34,501,423		39,754,306
Sept.	45,489,360	36,533,116	33,498,030	35,653,167	38,190,535	35,202,216	36,106,611	35,968,389	32,885,092	31,253,961		36,701,517
Oct.	42,248,672	34,840,142	32,589,534	30,517,556	36,888,905	34,746,760	36,940,853	37,193,525	29,533,005	30,045,717		34,866,103
Nov.	34,868,300	25,524,197	24,110,286	24,388,656	24,864,436	30,389,575	33,566,905	29,565,349	23,000,320	24,666,665		27,605,357
Dec.	32,013,140	24,261,522	23,866,862	24,379,124	26,194,926	25,160,789	24,225,007	26,013,773	23,538,533	23,479,712		25,414,676
Total	472,661,082	397,193,044	356,483,075	358,577,047	387,828,472	370,543,233	367,011,756	367,865,818	344,331,827	345,705,288	45,694,903	382,630,692

Recycled Water Demand												
	2013	2014	2015	2016	2017	2018	2019	2020	2021	2022	2023	Average
Jan.	620,000	3,019,613	635,420	862,984	156,267	838,172	493,100	450,147	1,560,234	1,416,939	257,000	1,037,406
Feb.	2,268,000	1,248,862	1,545,957	1,813,868	94,521	2,589,717	366,055	2,714,767	1,331,033	3,460,316	556,474	1,695,131
March	2,723,665	1,579,882	4,231,231	972,360	544,666	1,141,831	322,464	2,109,739	2,709,295	2,600,242		1,817,216
April	5,436,705	4,163,175	4,720,887	4,381,911	713,802	2,333,176	2,969,672	2,737,245	5,249,782	3,856,106		3,457,496
May	9,248,455	8,409,175	6,686,359	6,909,436	7,908,386	7,306,666	4,584,239	7,142,605	6,914,742	6,081,095		7,184,923
June	9,801,903	9,135,056	7,488,534	9,639,221	8,940,094	9,739,276	7,067,867	7,971,453	7,319,935	8,066,685		8,599,093
July	9,394,766	9,911,697	9,935,422	10,841,389	10,981,309	10,744,706	9,461,005	8,810,329	8,995,659	8,277,840		9,724,011
Aug.	9,875,446	8,542,111	10,471,389	8,767,020	9,618,897	10,078,073	9,594,307	6,760,659	10,595,314	8,072,792		9,325,001
Sept.	8,288,391	6,176,224	9,092,727	8,287,511	7,957,562	7,522,571	8,451,961	7,814,358	9,281,685	6,569,246		7,920,203
Oct.	6,537,840	5,282,253	7,233,408	3,956,097	7,557,695	6,967,548	6,228,883	7,236,784	5,554,683	5,155,789		6,060,998
Nov.	4,029,769	1,131,988	2,817,778	1,053,779	2,234,592	5,514,338	4,805,871	4,087,453	1,364,789	1,171,421		2,739,253
Dec.	2,453,395	236,228	1,119,017	529,158	1,670,966	994,336	544,650	2,075,116	1,282,474	504,442		1,068,253
Total	70,678,335	58,836,264	65,978,129	58,014,734	58,378,757	65,770,410	54,890,074	59,910,655	62,159,624	55,232,913	813,474	60,803,445

Demand is Production +/- the Change in Storage

Potable and Recycled Water Demand vs. Rainfall



Demand is Production +/- the Change in Storage

Rainfall
El Pueblo Weather Station

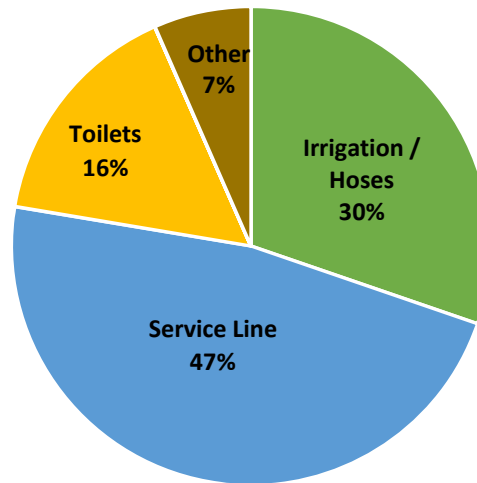
WATER YEAR		Oct	Nov	Dec	Jan	Feb	Mar	Apr	May	June	Jul	Aug	Sep	TOTAL	% of Avg.
High Year	1981-82	0.14	11.20	5.90	28.80	6.88	8.26	8.40	0.03	0.00	0.00	0.04	1.28	70.93	174%
	1982-83	5.35	10.50	7.74	13.90	18.00	19.90	7.80	0.98	0.00	0.00	0.17	1.91	86.25	211%
	1983-84	1.70	12.70	12.90	0.54	2.49	2.62	1.13	0.02	0.18	0.01	0.00	0.25	34.54	84%
	1984-85	2.80	13.80	2.95	1.72	4.20	7.92	0.73	0.11	0.15	0.09	0.02	0.54	35.03	86%
	1985-86	1.12	7.14	2.62	7.38	22.40	15.00	0.48	0.83	0.00	0.00	0.00	1.30	58.27	143%
	1986-87	0.03	0.05	2.47	4.51	9.06	6.31	0.70	0.00	0.02	0.00	0.00	0.00	23.15	57%
	1987-88	1.19	2.30	10.70	4.58	0.68	0.00	3.13	1.07	0.16	0.00	0.00	0.00	23.81	58%
	1988-89	0.19	5.90	8.89	2.06	1.39	10.60	0.67	0.08	0.03	0.00	0.03	0.83	30.67	75%
	1989-90	3.53	1.58	0.01	3.42	3.69	2.13	0.16	5.79	0.00	0.00	0.12	0.15	20.58	50%
	1990-91	0.50	0.24	1.65	0.61	5.39	17.19	0.51	0.06	0.40	0.00	0.02	0.07	26.64	65%
	1991-92	2.37	1.46	5.42	3.03	15.30	4.65	0.45	0.00	0.82	0.00	0.05	0.00	33.55	82%
	1992-93	3.41	0.20	11.54	18.51	10.22	3.17	1.37	0.96	0.68	0.00	0.00	0.00	50.06	122%
	1993-94	0.73	2.74	5.52	3.51	9.72	0.68	2.75	2.10	0.01	0.00	0.00	0.05	27.81	68%
	1994-95	1.79	8.29	4.78	23.88	0.65	13.62	3.79	0.89	1.04	0.01	0.00	0.00	58.74	144%
	1995-96	0.00	0.32	10.03	13.52	11.35	5.14	2.38	4.31	0.03	0.00	0.00	0.00	47.08	115%
	1996-97	2.89	6.95	22.43	12.33	0.17	1.50	0.58	0.16	0.12	0.00	0.54	0.00	47.67	117%
	1997-98	0.68	10.12	4.06	14.21	21.81	6.17	2.85	3.65	0.01	0.00	0.01	0.17	63.74	156%
	1998-99	1.02	9.11	1.85	9.25	11.08	5.22	2.58	0.03	0.36	0.00	0.02	0.14	40.66	99%
	1999-00	0.35	5.69	0.53	18.02	17.57	2.77	2.69	1.01	0.18	0.00	0.20	0.40	49.41	121%
	2000-01	5.14	1.38	0.94	8.68	10.65	4.05	2.67	0.00	0.07	0.00	0.00	0.16	33.74	83%
	2001-02	1.13	9.93	16.45	4.97	2.69	4.66	0.52	0.90	0.00	0.00	0.05	0.00	41.30	101%
	2002-03	0.00	5.80	21.40	2.77	2.95	2.54	5.75	1.09	0.16	0.00	0.00	0.00	42.46	104%
	2003-04	0.19	3.93	17.55	4.44	9.69	1.19	0.65	0.07	0.00	0.06	0.00	0.11	37.88	93%
	2004-05	7.24	3.25	14.39	8.30	7.20	10.01	3.79	2.13	0.94	0.02	0.00	0.08	57.35	140%
	2005-06	0.19	2.84	21.73	6.55	5.26	15.29	10.44	1.01	0.01	0.00	0.01	0.00	63.33	155%
	2006-07	0.25	3.30	5.67	0.89	9.24	0.30	2.17	0.46	0.00	0.10	0.01	0.33	22.72	56%
	2007-08	1.93	0.52	5.50	17.59	6.96	0.36	0.35	0.00	0.00	0.01	0.00	0.04	33.26	81%
	2008-09	1.59	4.80	4.38	1.80	15.28	3.47	0.52	1.42	0.01	0.00	0.00	0.26	33.53	82%
	2009-10	9.70	0.33	5.21	11.37	8.66	4.35	5.41	1.17	0.00	0.01	0.07	0.00	46.28	113%
	2010-11	3.92	5.13	15.36	1.97	10.59	13.40	0.75	3.42	3.40	0.00	0.04	0.02	58.00	142%
	2011-12	2.93	3.41	0.15	6.80	2.75	11.97	4.09	0.02	0.20	0.02	0.00	0.02	32.36	79%
	2012-13	1.61	11.32	13.25	1.31	0.47	2.66	0.43	0.01	0.11	0.00	0.00	0.70	31.87	78%
	2013-14	0.01	0.87	0.78	0.05	11.52	4.02	2.02	0.01	0.02	0.09	0.01	0.92	20.32	50%
	2014-15	0.44	4.36	16.52	0.00	4.69	0.47	2.13	0.19	0.04	0.00	0.03	0.02	28.89	71%
	2015-16	0.07	2.54	6.67	16.20	1.16	14.26	1.18	0.35	0.00	0.00	0.00	0.22	42.65	104%
	2016-17	8.66	3.29	10.77	26.13	19.56	7.09	4.47	0.06	0.07	0.00	0.00	0.04	80.14	196%
	2017-18	0.10	4.02	0.08	6.43	0.56	10.07	2.85	0.01	0.13	0.01	0.00	0.00	24.26	59%
	2018-19	0.08	5.24	3.72	10.49	13.11	6.91	0.86	3.07	0.07	0.00	0.07	0.10	43.72	107%
Low Year	2019-20	0.00	1.76	8.57	2.14	0.01	3.59	3.31	1.37	0.02	0.05	0.06	0.02	20.90	51%
	2020-21	0.00	1.48	2.40	8.55	1.39	2.81	0.11	0.00	0.04	0.00	0.00	0.00	16.78	41%
	2021-22	6.10	2.15	14.15	0.57	0.03	1.37	1.91	0.00	0.04	0.02	0.03	0.90	27.27	67%
	2022-23	0.25	3.53	16.83	12.74	5.87	-	-	-	-	-	-	-	39.22	96%
Cumulative 2022-2023		0.25	3.78	20.61	33.35	39.22	-	-	-	-	-	-	-		
Monthly Avg. 1981-2023		1.94	4.65	8.20	8.20	7.67	6.29	2.43	0.95	0.23	0.01	0.04	0.27	40.88	
Cumulative Avg. 1981-2023		1.94	6.59	14.79	22.99	30.67	36.95	39.38	40.33	40.56	40.57	40.61	40.88	40.88	

*November 8th daily total was adjusted by an additional 0.9" due to equipment under reporting

Leak Adjustment Program Report FY 2023

	RES Requests	CII Requests	Approved	Denied	Appeals	Reason Denied	Total Adjust Credit	Total Excess Use (gallons)
JUL	4	0	3	1	0	5 years, Declined	\$233	51,578
AUG	12	3	14	1	0	5 years, Declined	\$4,827	300,938
SEPT	14	0	13	1	1	Less use this year	\$5,258	228,323
OCT	10	2	12	0	0	N/A	\$6,105	283,031
NOV	5	0	2	3	0	5 years, 5 years, 5 years/too old	\$1,307	222,362
DEC	6	0	5	1	0	Older than 2 billing cycles	\$949	45,220
JAN	13	1	12	2	0	<2 billing cycles, less use	\$4,148	235,240
FEB								
MAR								
APR								
MAY								
JUN								
FY 2023 YTD	64	6	61	9	1		\$22,826	1,366,692
FY 2022	41	2	39	4	2		\$17,516	978,552
FY 2021	82	2	76	8	0		\$24,758	1,839,190
FY 2020	82	9	79	9	2		\$31,897	2,277,000


Sources of Leaks





Board of Directors votes to end drought rates

Thanks to the heavy winter rains, the District's Board of Directors voted at its February meeting to end Stage 2 water supply conditions and move to Stage 1, which ends the drought surcharge customers have been paying since June of 2022.



In addition to lowering the cost of water, the shift back to Stage 1 loosens restrictions on outdoor irrigation.

Regardless of the stage level, all customers are encouraged to continue practicing water-efficient habits that prevent water waste:

- Fix leaks or faulty sprinklers promptly.
- Watering vegetated areas in a manner that causes excessive water flow or runoff onto an adjoining sidewalk, driveway, street, alley, gutter, or ditch is prohibited.
- All decorative water features must re-circulate water or users must secure a waiver from the supplier.
- Irrigating ornamental turf on public street medians is prohibited.
- No landscape watering shall occur within 48 hours after measurable precipitation.

Learn more in the [Water Shortage Contingency Plan](#) (jump to page 11 for actions).

Struggling to pay your water bill? Get help

The Low Income Home Water Assistance Program (LIHWAP) can help people who are having a hard time paying their water bills! LIHWAP offers a one-time payment of up to \$2,000 to help you pay your water bills which accrued during any time frame.

[Apply online](#) or call (888) 728-3637 for information.

Sign up for WaterSmart to manage water use

Managing and keeping track of your overall water use is available at the tip of your

**HOW CAN YOU
MONITOR WATER USE
AT YOUR HOME OR
BUSINESS?**



Use WaterSmart - It's Free!

fingers with [WaterSmart](#). WaterSmart is a free online platform where customers can track their water usage and learn ways to be more water efficient!

Customers can view their hourly usage history, set up usage and high bill alerts, compare their consumption to similar households and more! Do your friends and family live in the District's service area? Encourage them to sign up for WaterSmart too!



Facebook

Website

Instagram

Twitter

Copyright © 2023 Scotts Valley Water District, All rights reserved.

[unsubscribe from this list](#) [update subscription preferences](#)

