



SCOTTS VALLEY WATER DISTRICT

AGENDA PACKET

REGULAR BOARD MEETING

10/12/23 at 6:00 p.m.

Santa Margarita Community Room
2 Civic Center Drive, Scotts Valley, California

This meeting is conducted in a hybrid setting.

Public participation is encouraged. Members of the public may attend in person or remotely through this link <https://us06web.zoom.us/j/86757235890> or by phone: 253-215-8782 Meeting ID: 867 5723 5890.

The public has opportunities to make comments throughout the meeting: to comment online, use the raise hand option, by phone press *9.

BOARD OF DIRECTORS

Chris Perri, President

Wade Leishman, Vice President

Bill Ekwall, Director

Danny Reber, Director

Ruth Stiles, Director

David McNair, General Manager

Water Industry Acronyms

AF – Acre Foot

AFY – Acre Foot per Year

ACWA – Association of California Water Agencies

ACWA JPIA – ACWA Joint Powers Insurance Authority

AWWA – American Water Works Association

BMP – Best Management Practices

CCR – Consumer Confidence Report

CD – Certificate of Deposit

CEQA - California Environmental Quality Act

CSDA – California Special District Association

DHS – Department of Health Services

DWR – Department of Water Resources

EIR – Environmental Impact Report

EPA – Environmental Protection Agency

FY – Fiscal Year

GASB – Governmental Accounting Standards Board

IRWM – Integrated Regional Water Management

JPA – Joint Powers Agreement

LAIF – Local Agency Investment Fund

LAFCO – Local Agency Formation Commission

LID – Low Impact Development

MCL – Maximum Containment Level

MGD – Million Gallons per Day

MGY – Million Gallons per Year

MOU – Memorandum of Understanding

O&M – Operations and Maintenance

PERS – Public Employees Retirement System

PHG – Public Health Goal

PPB – Parts Per Billion

PRV – Pressure Relief Valve

PVC Pipe – Polyvinyl Chloride Pipe

RWMF – Regional Water Management Foundation

RFP – Request for Proposals

ROW – Right-of-way

RWQCB – Regional Water Quality Control Board

SCWD – Santa Cruz Water Department (City of)

SDWA – Safe Drinking Water Act

SGMA – Sustainable Groundwater Management Act

SLVWD – San Lorenzo Valley Water District

SMGWA – Santa Margarita Groundwater Agency

SqCWD – Soquel Creek Water District

SWRCB – State Water Resources Control Board

TP – Treatment Plant

WY – Water Year



SCOTTS VALLEY WATER DISTRICT

BOARD OF DIRECTORS
PRESIDENT Chris Perri
VICE PRESIDENT Wade Leishman
Bill Ekwall
Danny Reber
Ruth Stiles
GENERAL MANAGER
David McNair

Board of Directors

Regular Meeting

10/12/23 at 6:00 p.m.

Santa Margarita Community Room
2 Civic Center Drive, Scotts Valley, California

Agenda

This meeting is conducted in a hybrid setting. Public participation is encouraged, members of the public may attend in person, remotely through this link <https://us06web.zoom.us/j/86757235890> or by phone: 253-215-8782 Meeting ID: 867 5723 5890. The public has opportunities to make comments throughout the meeting. To comment online, use the raise hand option, by phone press *9. If experiencing technological difficulties online, join the meeting via phone.

1. Convene

- 1.1. Call to Order and Roll Call
- 1.2. Pledge of Allegiance and Invocation
- 1.3. Closed Session Report 08/10/23
- 1.4. Additions/Deletions to the Agenda
- 1.5. Oral Communications

2. Presentation

Communications and Community Outreach Update
Jennifer Murray, Miller Maxfield

3. Administrative

Items are informational in nature and do not include an agenda report.

- 3.1. Committee and Other Agency Meeting Reports
Engineering and Water Resources Committee 09/25/23
Finance & Personnel Committee 09/27/23
Executive & Public Affairs Committee (none)
Santa Margarita Groundwater Agency Board (none)

4. Consent

Items are routine in nature, may include agenda reports and be approved by one motion.

- 4.1. Approval of Minutes – Regular Board Meeting 08/10/23

Recommendation: Approve the minutes of the 08/10/23 Regular Board Meeting.

5. Public Hearings (none)

Items include an agenda report with recommendation, an oral staff report or presentation.

6. Business

Items are complex in nature, considered individually, and each item includes an agenda report with recommendation and an oral staff report or presentation.

6.1. Annual Reimbursements Disclosure

Recommendation: Accept the Fiscal Year (FY) 2023 Reimbursements Disclosure Report.

7. Staff Reports

7.1. Legal

District Counsel - oral

7.2. Administrative

General Manager – oral

7.3. Finance

Financial Reports 07/01/23 through 08/31/23

7.4. Operations

Operations Report - oral

Production, Demand and Rainfall Data

8. Directors Reports

Travel and Meetings

9. Written Correspondence

AB 1594 Support CARB Advanced Clean Fleets Regulation

ACWA Advisory, State Water Board Releases Draft Regulation for Making Conservation a California Way of Life

Certificate of Completion, Scotts Valley Water District Sphere Annexation Project No. DA-13-22

10. Community Relations

August and September Newsletters

11. Closed Session (none)

12. Report on Closed Session and Additional Items

13. Future Items

Award Contract Water Main Replacement Project (November)
Annual Comprehensive Financial Report (November/December)
Election of Officers (December)

14. Meetings and Event Calendar

Board Meetings	Committee Meetings
11/09/23	10/25/23 Finance & Personal
12/14/23	10/23/23 Engineering & Water Resource
01/11/23	10/25/23 Executive & Public Affairs

Santa Margarita Groundwater Agency

Board Meeting 10/26/23

15. Events

ACWA Fall Conference 11/28/23 – 11/30/23, Indian Wells

16. Adjourn

AVAILABILITY OF PUBLIC RECORDS PROVIDED TO THE BOARD OF DIRECTORS: THE DISTRICT MAKES ANY PUBLIC RECORD PROVIDED TO THE BOARD OF DIRECTORS AVAILABLE FOR PUBLIC REVIEW AT WWW.SVWD.ORG AND AT THE DISTRICT OFFICE DURING NORMAL BUSINESS HOURS AT THE SAME TIME IT IS PROVIDED TO THE BOARD OF DIRECTORS.

PUBLIC ACCESS – ACCOMMODATIONS UNDER THE ADA: PURSUANT TO TITLE II OF THE AMERICANS WITH DISABILITIES ACT OF 1990, THE DISTRICT REQUESTS THAT ANY PERSON IN NEED OF ANY TYPE OF SPECIAL EQUIPMENT, ASSISTANCE OR ACCOMMODATION(S) IN ORDER TO EFFECTIVELY COMMUNICATE AT THIS MEETING MAKE A REQUEST AT THE ABOVE ADDRESS OR BY CALLING (831) 438-2363 AT LEAST THREE (3) WORKING DAYS BEFORE THE MEETING TO ALLOW TIME TO MAKE ARRANGEMENTS.

Engineering and Water Resources Committee
Santa Margarita Community Room
2 Civic Center Drive, Scotts Valley, California
09/25/23 at 4:00 p.m.
Meeting Report

1. Convene
The meeting convened at 4:05 p.m. in the Santa Margarita Community Room. It was conducted in a hybrid format.

Present: Committee Members Danny Reber, Michael Shulman and Ruth Stiles.
Staff: General Manager David McNair and Assistant to General Manager Donna Paul
2. Oral Communications
None.
3. Business Items
None.
4. Discussion Items
 - 4.1 Project Update: Bethany Tank and Glenwood Tank
General Manager McNair updated the committee on the results of the condition assessment of the Bethany Tank and moving forward on the slide below the Glenwood Tank the City of Scotts Valley will be the lead since the slide is on City property.
 - 4.2 Project Update: Sucinto Well and Grace Way Well
General Manager McNair updated the committee on the status of the drilling of Sucinto Well and the completion of the Grace Way Well borehole.
5. District Updates
None.
6. Committee Member Reports
None.
7. Future Agenda Items
Water Main Replacement Project, Bethany Circle and Belair Court
8. Adjourn
The meeting adjourned at 5:00 p.m.

Finance and Personnel Committee
District Conference Room
2 Civic Center Drive, Scotts Valley, California

09/27/23 4:00 p.m.

Meeting Report

1. Convene
The meeting convened at 4:00 p.m. in the District Conference Room and was conducted in a hybrid setting.

Present: Committee Members Callahan, Ekwall and Leishman.
Staff: General Manager McNair, Finance and Customer Service Manager Kurns and Assistant to General Manager Paul.
Guests: Director Stiles (observer)
2. Oral Communications (none)
3. Business Items (none)
4. Discussion Items
 - 4.1 Report on Rate Assistance Program
The committee discussed the rate assistance program.
 - 4.2 Investments Activities Update
Finance and Customer Service Manager Kurns reported that the district has opened an investment account with US Bank and provided rate returns on CDs.
 - 4.3 Financial Reports 07/01/23 through 08/31/23
The committee discussed the financial reports.
5. District Updates
2024 Health Benefits
Sucinto Well Drilling
6. Reports or Information from Committee Members
Director Leishman reported that he will be absent for the 10/12/23 Board meeting.
7. Future Agenda Items
Water Rate Increase Review and Implementation (October)
Draft Annual Comprehensive Financial Report (October/November)
8. Adjourn: The meeting adjourned at 4:47.

Board of Directors
Regular Meeting
08/10/23 at 6:00 p.m.

Santa Margarita Community Room
2 Civic Center Drive, Scotts Valley, California

Minutes

1. Convene

1.1. Call to Order and Roll Call

President Perri called the meeting to order at 6:00 p.m. in the Santa Margarita Community Room. The meeting was conducted in a hybrid setting.

Directors

Bill Ekwall

Wade Leishman

Chris Perri

Danny Reber

Ruth Stiles

Staff

Nate Gillespie, Operations Manager

Nick Kurns, Finance and Customer Service Manager

David McNair, General Manager

Guests

Rosemary Menard, Water Director City of Santa Cruz Water Department (SCWD)

Heidi Luckenbach, Deputy Director / Engineering Manager SVWD

Doug Engfer, City of Santa Cruz Water Commission

1.2. Pledge of Allegiance and Invocation

Vice President Leishman led the pledge and Directory Reber the invocation.

1.3. Closed Session Report (none)

1.4. Additions/Deletions to the Agenda

None.

1.5. Oral Communications

None.

2. Presentation

City of Santa Cruz Water Department Water Supply Alternatives Update

Rosemary Menard, the Water Director, City of Santa Cruz Water Department presented an update on its Water Supply Alternatives. The presentation is available at www.svwd.org/meetings.

3. Administrative

Items are informational in nature and do not include an agenda report.

3.1. Committee and Other Agency Meeting Reports

Engineering and Water Resources Committee (none)

Finance & Personnel Committee 07/26/23

There was nothing further to add to the written report.

Executive & Public Affairs Committee 07/26/23

There was nothing further to add to the written report.

3.2. Associate Board Member Discussion

The Board discussed additional methods to recruit Associate Board Members.

4. Consent

Items are routine in nature, may include agenda reports and be approved by one motion.

4.1. Approval of Minutes – Regular Board Meeting 06/08/23

Approved the minutes of the 06/08/23 Regular Board Meeting.

4.2. Grace Way Well Exploratory Borehole

Ratified award of the public works contract with Maggiora Brothers Drilling, Inc. in the amount of \$139,000 for the construction of an exploratory borehole in support of the Grace Way Well Project.

MOTION Stiles/Ekwall carried to approve the Consent agenda as submitted by unanimous voice vote.

5. Public Hearings (none)

Items include an agenda report with recommendation, an oral staff report or presentation.

6. Business

Items are complex in nature, considered individually, and each item includes an agenda report with recommendation and an oral staff report or presentation.

6.1. Compensation Adjustments for Exempt Employees

MOTION Leishman/Reber carried to approve the compensation adjustments for Finance and Customer Service Manager, Operations Manager and Assistant to General Manager classifications by unanimous voice vote.

6.2. Association of California Water Agencies (ACWA) Region 5 Board Elections for the 2024-2025 Term

MOTION Ekwall/Stiles carried to direct the General Manager to submit the ballot for the recommended slate of candidates for the ACWA Region 5 Board Elections for the 2024-2025 term by unanimous voice vote.

7. Staff Reports

7.1. Legal

District Counsel – (none)

7.2. Administrative

General Manager McNair reported that the Scotts Valley Water District / Soquel Creek Water District Efficiency Study is being paused and may resume at a future date, attending Scotts Valley Leadership quarterly breakfast, speaking at the State of City event and the Scotts Valley City Plan is available for review.

7.3. Finance

Financial Reports 07/01/22 through 06/30/23

There was nothing further to add to the written report.

7.4. Operations

Operations Report

Production, Demand and Rainfall Data (none)

Development Project Status Report 07/31/23

Operations Manager Gillespie reported on Glenwood Tank slide, Bethany Tank replacement, Sucinto Well drilling, Grace Way Well borehole, Hacienda Pump Station completion, Sanitary Survey, Sequoia Tank roof, MacDorsa Tank drainage and 9 service line breaks since June 2023.

8. Directors Reports

President Perri reported that he cannot attend the September meeting.

Vice President Leishman reported that he cannot attend the September meeting and is attending Leadership Santa Cruz Class 37.

9. Written Correspondence (none)

10. Community Relations

June and July Newsletters

At 8:25 p.m. President Perri recessed open session and announced the closed session item Performance Evaluation General Manager.

At 8:30 pm. President Perri convened closed session.

11. Closed Session

- 11.1. Pursuant to Government Code Section §54957
Public Employee Performance Evaluation
Title: General Manager

At 8:35 p.m., President Perri adjourned closed session and returned to open session

12. Report on Closed Session and Additional Items

- 12.1 Report -oral

President Perri reported that the Board conducted a performance evaluation for the General Manager.

- 12.2 Approve the terms and conditions of the agreement with the General Manager.

MOTION carried to approve the terms and conditions of the agreement with the General Manager.

13. Future Items

14. Meetings and Event Calendar

Board Meetings

09/14/23

10/12/23

11/09/23

Committee Meetings

08/23/23 Finance & Personnel

08/28/23 Engineering & Water Resources

TBD Executive & Public Affairs

Santa Margarita Groundwater Agency

Board Meeting 08/24/23

15. Events

ACWA Fall Conference 11/28/23 – 11/30/23, Indian Wells

16. Adjourn

The meeting adjourned at 8:37 p.m.

Approved:

Attest:

Chris Perri, Board President

David McNair, Board Secretary

AGENDA REPORT

Scotts Valley Water District

Date: 10/12/23
To: Board of Directors
Item: Business 6.1
Subject: **Annual Reimbursement Disclosure**
Reason: Complies with Government Code

SUMMARY

Recommendation: Accept the Fiscal Year (FY) 2023 Reimbursements Disclosure Report

Fiscal Impact: None from this action.

Previous Related Action: On 11/10/22 the Board accepted the FY 2022 Reimbursements Disclosure Report.

BACKGROUND

Per California Government Code Section 53065.5 each special district shall, at least annually, disclose any reimbursement paid by the district within the immediately preceding fiscal year of at least one hundred dollars (\$100) for each individual charge for services or product received. "Individual charge" includes, but is not limited to, one meal, lodging for one day, transportation, or a registration fee paid to any employee or member of the governing body of the district. The disclosure statement shall be fulfilled by including the reimbursement information in a document published or printed at least annually by a date determined by that district and shall be made available for public inspection.

DISCUSSION

In prior years, the annual disclosure reports had been included in the Staff Reports/Finance section of the board meeting agenda packet. For enhanced transparency, the report is presented as a separate agenda item. The report is produced and presented as soon as practicable after the end of each fiscal year but no later than December following the year end close.

Submitted,

David McNair
General Manager

Enclosed: FY 2023 Reimbursements Disclosure Report

**SCOTTS VALLEY WATER DISTRICT
REIMBURSEMENT DISCLOSURE REPORT
FYE 6/30/2023**

DATE PAID	DIRECTOR / EMPLOYEE	EVENT DATES	DESCRIPTION	TOTAL
1/9/2023	Ross Albert	12/27/2022	Training - Continuing Education for D4 Certification	\$275.00
1/9/2023	Ross Albert	12/27/2022	Training - SWRCB D4 Certification	\$105.00
11/23/2022	Alan Bainbridge	10/23/22-10/26/22	Travel Reimbursement - 2022 AWWA Conference	\$353.75
11/23/2022	Rhett Beaton	10/23/22-10/26/22	Travel Reimbursement - 2022 AWWA Conference	\$353.75
5/25/2023	Bill Ekwall	05/09/23-05/11/23	Travel Reimbursement - ACWA Spring 2023 Conference	\$109.87
6/22/2023	Bill Ekwall	05/09/23-05/11/23	Travel Reimbursement - ACWA 2023 Spring Conference	\$653.62
4/27/2023	Nate Gillespie	10/23/22-10/26/22	Travel Reimbursement - AWWA Conference	\$421.71
8/18/2022	Piret Harmon	7/7/22-7/8/22	Travel Reimbursement - ACWA Region 1 Program	\$491.00
10/13/2022	Piret Harmon	9/27/22-9/29/22	Travel Reimbursement - World Water Tech NA Conference	\$180.98
12/8/2022	Piret Harmon	11/28/22-12/01/22	Travel Reimbursement - ACWA Fall 2022 Conference	\$703.87
2/16/2023	Nick Kurns	2/15/23-2/18/23	Travel Reimbursement - 2023 CSMFO Annual Conference	\$849.16
7/15/2022	Wade Leishman	7/1/2022	Director Medical - July 2022	\$185.51
9/15/2022	Wade Leishman	8/1/2022	Director Medical - August 2022	\$185.51
9/29/2022	Wade Leishman	9/1/2022	Director Medical - September 2022	\$185.51
12/8/2022	Wade Leishman	10/1/2022	Director Medical - October 2022	\$185.51
12/8/2022	Wade Leishman	11/1/2022	Director Medical - November 2022	\$185.51
12/8/2022	Wade Leishman	12/1/2022	Director Medical - December 2022	\$185.51
2/2/2023	Wade Leishman	1/1/2023	Director Medical - January 2023	\$196.63
3/2/2023	Wade Leishman	2/1/2023	Director Medical - February 2023	\$196.63
3/30/2023	Wade Leishman	3/1/2023	Director Medical - March 2023	\$196.63
4/27/2023	Wade Leishman	4/1/2023	Director Medical - April 2023	\$196.63
5/25/2023	Wade Leishman	5/1/2023	Director Medical - May 2023	\$196.63
6/22/2023	Wade Leishman	6/1/2023	Director Medical - June 2023	\$196.63
7/15/2022	Christopher Perri	7/1/2022	Director Medical - July 2022	\$1,168.83
9/15/2022	Christopher Perri	8/1/2022	Director Medical - August 2022	\$1,168.83
9/29/2022	Christopher Perri	9/1/2022	Director Medical - September 2022	\$1,168.83
11/10/2022	Christopher Perri	10/15/2022	Supplies - Employee Party	\$332.12
12/8/2022	Christopher Perri	10/1/2022	Director Medical - October 2022	\$1,168.83
12/8/2022	Christopher Perri	11/1/2022	Director Medical - November 2022	\$1,168.83
12/8/2022	Christopher Perri	11/28/22-12/01/22	Travel Reimbursement -ACWA Fall 2022 Conference	\$1,343.61
12/8/2022	Christopher Perri	12/1/2022	Director Medical - December 2022	\$1,168.83
2/2/2023	Christopher Perri	1/1/2023	Director Medical - January 2023	\$920.25
3/2/2023	Christopher Perri	2/1/2023	Director Medical - February 2023	\$920.25
3/30/2023	Christopher Perri	3/1/2023	Director Medical - March 2023	\$920.25
4/27/2023	Christopher Perri	4/1/2023	Director Medical - April 2023	\$920.25
5/25/2023	Christopher Perri	5/1/2023	Director Medical - May 2023	\$920.25
5/25/2023	Christopher Perri	05/09/23-05/11/23	Travel Reimbursement - ACWA Spring 2023 Conference	\$896.49
6/22/2023	Christopher Perri	6/1/2023	Director Medical - June 2023	\$920.25
8/4/2022	Daniel Reber	7/1/2022	Director Medical - July 2022	\$1,356.17
9/15/2022	Daniel Reber	8/1/2022	Director Medical - August 2022	\$1,356.17
9/29/2022	Daniel Reber	9/1/2022	Director Medical - September 2022	\$1,356.17
12/8/2022	Daniel Reber	10/1/2022	Director Medical - October 2022	\$1,356.17
12/8/2022	Daniel Reber	11/1/2022	Director Medical - November 2022	\$1,356.17
12/8/2022	Daniel Reber	12/1/2022	Director Medical - December 2022	\$1,356.17
2/2/2023	Daniel Reber	1/1/2023	Director Medical - January 2023	\$1,279.88
3/2/2023	Daniel Reber	2/1/2023	Director Medical - February 2023	\$1,279.88
3/30/2023	Daniel Reber	3/1/2023	Director Medical - March 2023	\$1,279.88
4/27/2023	Daniel Reber	4/1/2023	Director Medical - April 2023	\$1,279.88
5/25/2023	Daniel Reber	5/1/2023	Director Medical - May 2023	\$1,279.88
6/22/2023	Daniel Reber	6/1/2023	Director Medical - June 2023	\$1,279.88
7/15/2022	Ruth Stiles	7/1/2022	Director Medical - July 2022	\$585.52
9/15/2022	Ruth Stiles	8/1/2022	Director Medical - August 2022	\$377.42
9/29/2022	Ruth Stiles	9/1/2022	Director Medical - September 2022	\$377.42
10/13/2022	Ruth Stiles	09/11/22-09/13/22	Travel Reimbursement - 2022 CA WateReuse Conference	\$910.34
12/8/2022	Ruth Stiles	10/1/2022	Director Medical - October 2022	\$377.42
12/8/2022	Ruth Stiles	11/1/2022	Director Medical - November 2022	\$377.42

**SCOTTS VALLEY WATER DISTRICT
REIMBURSEMENT DISCLOSURE REPORT
FYE 6/30/2023**

DATE PAID	DIRECTOR / EMPLOYEE	EVENT DATES	DESCRIPTION	TOTAL
12/8/2022	Ruth Stiles	12/1/2022	Director Medical - December 2022	\$377.42
2/2/2023	Ruth Stiles	1/1/2023	Director Medical - January 2023	\$377.42
3/2/2023	Ruth Stiles	2/1/2023	Director Medical - February 2023	\$377.42
3/30/2023	Ruth Stiles	3/1/2023	Director Medical - March 2023	\$377.42
4/27/2023	Ruth Stiles	4/1/2023	Director Medical - April 2023	\$372.22
5/25/2023	Ruth Stiles	5/1/2023	Director Medical - May 2023	\$372.22
6/6/2023	Ruth Stiles	05/09/23-05/11/23	Travel Reimbursement - ACWA Spring 2023 Conference	\$714.27
6/22/2023	Ruth Stiles	6/1/2023	Director Medical - June 2023	\$372.22
				\$44,059.70

STAFF REPORT - Finance

Scotts Valley Water District

Date: 10/12/2023

To: Board of Directors

From: General Manager

Item: Staff Reports 7.3

Subject: **Preliminary Financial Reports 07/01/23 through 08/31/23**

Summary

Fiscal Year-to-Date (YTD) preliminary figures reflect the period of 07/01/23 through 08/31/23. YTD revenues total \$1.7M and expenses total \$2.2M.

Revenue

August is the second month of the fiscal year. YTD potable water sales revenue is \$1.0M, water services revenue is \$0.4M and new connections revenue is \$52K. Property tax revenue totals \$9K and grant revenue has not yet been recognized. Total YTD revenue in the potable water fund is \$1.5M, equal to 12% of the budget and 21% higher than the same period last year due to significant one-time revenue from new connections and grant revenue.

YTD recycled water sales revenue is \$167K, water services revenue is \$16K, and no revenue from new connections for the period. Total YTD revenue of \$183K in the recycled water fund equals 28% of the budget, which is 5% higher than for the same period of last fiscal year.

Expenses

Combined YTD operating expenses are in-line with the budget, with expenses of \$1.2M representing 19% of the budget. Grant expense for payments to the City of Santa Cruz have not yet been recognized. Net project expenditures total \$120K and the debt service principal payments of \$931K have been made.

Fund Balance

At the end of August, cash reserves were approximately \$10.9M with another \$1.1M booked in Accounts Receivable.

Enclosed

Budget Status Balance 07/01/23 – 08/31/23

Budget Status Revenue 07/01/23 – 08/31/23

Budget Status Expense 07/01/23 – 08/31/23

Projects Expense 07/01/23 – 08/31/23

Balance Sheet 08/31/23

Check Register 07/01/23 – 08/31/23

Budget Status - Balance



Period: 07/01/23 - 08/31/2023

FY Remain: 83%

	FY 2023 YTD Actual	FY 2024 YTD Actual	FY 2024 vs. FY 2023	YOY % change	FY 2024 Budget	FY 2024 Remaining Balance	%
Period: 07/01/22 - 08/31/23 (2 months)							
Potable Water - Fund 01							
Water Sales & Services (R10, R20)	\$ 1,546,138	\$ 1,441,858	\$ (104,280)	-7%	\$ 7,352,100	\$ 5,910,242	80%
New Connections (R25)	\$ 182,967	\$ 52,223	\$ (130,744)	-71%	\$ 180,000	\$ 127,777	71%
Other Revenue (R30, R40)	\$ 63	\$ 9,124	\$ 9,062	14462%	\$ 5,167,318	\$ 5,158,194	100%
Potable Water Total	\$ 1,729,168	\$ 1,503,205	\$ (225,963)	-13%	\$ 12,699,418	\$ 11,196,213	88%
Recycled Water - Fund 02							
Water Sales & Services (R10, R20)	\$ 164,168	\$ 183,424	\$ 19,256	12%	\$ 630,700	\$ 447,276	71%
New Connections (R25)	\$ 10,321	\$ -	\$ (10,321)	-100%	\$ -	\$ -	#DIV/0!
Other Revenue (R30, R40)	\$ 22	\$ 22	\$ (1)	-2%	\$ 21,600	\$ 21,578	100%
Recycled Water Total	\$ 174,511	\$ 183,445	\$ 8,934	5%	\$ 652,300	\$ 468,855	72%
TOTAL REVENUE	\$ 1,903,679	\$ 1,686,650	\$ (217,028)	-11%	\$ 13,351,718	\$ 11,665,068	87%
Expenses - Fund 01 and Fund 02 Combined							
Salaries & Benefits (E01)	\$ 488,974	\$ 508,493	\$ 19,518	4%	\$ 3,413,259	\$ 2,904,766	85%
Services & Supplies (E03-E80)	\$ 357,824	\$ 672,084	\$ 314,261	88%	\$ 3,584,909	\$ 2,912,825	81%
Project Expenses	\$ 27,721	\$ 120,436	\$ 92,715	334%	\$ 3,429,000	\$ 3,308,564	96%
Debt Service - Principal	\$ 976,991	\$ 931,320	\$ (45,671)	-5%	\$ 931,320	\$ -	0%
TOTAL EXPENSES *	\$ 1,851,510	\$ 2,232,333	\$ 380,823	21%	\$ 11,358,488	\$ 9,126,155	80%
NET REVENUE	\$ 52,169	\$ (545,683)	\$ (597,851)		\$ 1,993,230	\$ 2,538,913	
Period: 07/01/23 - 08/31/23 (2 months)							
Total Revenue	\$ 1,903,679	\$ 1,686,650	\$ (217,028)	-11%	\$ 13,351,718	\$ 11,665,068	87%
Total Expenses *	\$ 1,851,510	\$ 2,232,333	\$ 380,823	21%	\$ 11,358,488	\$ 9,126,155	80%
Net Revenue	\$ 52,169	\$ (545,683)	\$ (597,851)		\$ 1,993,230		
Period: 07/01/23 - 07/31/23 (1 month)							
Total Revenue	\$ 945,617	\$ 902,926	\$ (42,691)	-5%	\$ 13,351,718	\$ 12,448,792	93%
Total Expenses *	\$ 1,275,787	\$ 1,614,523	\$ 338,736	27%	\$ 11,358,488	\$ 9,743,965	86%
Net Revenue	\$ (330,170)	\$ (711,597)	\$ (381,427)		\$ 1,993,230		

* Expense totals do not include depreciation expense

Budget Status - Revenue



Period: 07/01/23 - 08/31/2023

FY Remain: 83%

Fund 01	Potable Water	FY 2023 YTD Actual	FY 2024 YTD Actual	FY 2024 vs. FY 2023	YOY % change	FY 2024 Budget	FY 2024 Remaining Balance	%
R10	Operating Revenue - Water Sales							
01-000-41101	Residential Consumption - SF	\$ 716,648	\$ 606,443	\$ (110,205)	-15%	\$ 2,845,300	\$ 2,238,857	79%
01-000-41102	Residential Consumption - MF	\$ 42,977	\$ 40,669	\$ (2,308)	-5%	\$ 240,200	\$ 199,531	83%
01-000-41103	CII Consumption	\$ 213,711	\$ 189,915	\$ (23,796)	-11%	\$ 1,106,700	\$ 916,785	83%
01-000-41105	Irrigation Consumption	\$ 128,835	\$ 114,393	\$ (14,442)	-11%	\$ 398,600	\$ 284,207	71%
01-000-41106	CII Consumption - Other	\$ 22,195	\$ 18,718	\$ (3,477)	-16%	\$ -	\$ (18,718)	
01-000-41200	Other - Bulk Water	\$ 2,518	\$ 27,197	\$ 24,679	980%	\$ 21,900	\$ (5,297)	-24%
	R10 Sub Totals:	\$ 1,126,884	\$ 997,335	\$ (129,549)	-11%	\$ 4,612,700	\$ 3,615,365	78%
R20	Operating Revenue - Water Services							
01-000-41300	Other - Late Penalty	\$ 5,730	\$ 5,091	\$ (639)	-11%	\$ 18,100	\$ 13,009	72%
01-000-42100	Standby Basic Meter Charge	\$ 401,090	\$ 425,514	\$ 24,424	6%	\$ 2,639,400	\$ 2,213,886	84%
01-000-42121	Standby FP Basic Meter Charge	\$ 11,359	\$ 12,719	\$ 1,359	12%	\$ 75,000	\$ 62,281	83%
01-000-43300	Other Operating Revenue	\$ 1,075	\$ 1,200	\$ 125	12%	\$ 6,900	\$ 5,700	83%
	R20 Sub Totals:	\$ 419,254	\$ 444,523	\$ 25,269	6%	\$ 2,739,400	\$ 2,294,877	84%
R25	Operating Revenue - New Connections							
01-000-42101	Other Meter Fee	\$ 2,128	\$ 1,084	\$ (1,044)	-49%	\$ 1,700	\$ 616	36%
01-000-42102	Other Capacity Fee	\$ 178,185	\$ 50,764	\$ (127,421)	-72%	\$ 160,700	\$ 109,936	68%
01-000-42120	Other FP Meter Fee	\$ 1,659	\$ -	\$ (1,659)	-100%	\$ 10,600	\$ 10,600	100%
01-000-43100	Other Will Serve	\$ 375	\$ 375	\$ -	0%	\$ 1,000	\$ 625	63%
01-000-43200	Other Dev Proj Review	\$ 620	\$ -	\$ (620)	-100%	\$ 6,000	\$ 6,000	100%
	R25 Sub Totals:	\$ 182,967	\$ 52,223	\$ (130,744)	-71%	\$ 180,000	\$ 127,777	71%
R30	Non-Operating Revenue - Other							
01-000-46000	Property Taxes		\$ 8,747	\$ 8,747		\$ 1,361,456	\$ 1,352,709	99%
01-000-47110	Interest & Dividend	\$ 63	\$ 362	\$ 300	478%	\$ 718	\$ 356	50%
01-000-47120	Interest - LAIF		\$ -	\$ -		\$ 91,700	\$ 91,700	100%
01-000-47520	Misc. Non-Operating Revenue		\$ 15	\$ 15		\$ 20,200	\$ 20,185	100%
01-000-47560	Rental Revenue		\$ -	\$ -		\$ -	\$ -	
	R30 Sub Totals:	\$ 63	\$ 9,124	\$ 9,062	14462%	\$ 1,474,074	\$ 1,464,950	99%
01-000-45230	State Grant - DWR 2021	\$ -	\$ -	\$ -		\$ 3,693,244	\$ 3,693,244	100%
	R40 Sub Totals:	\$ -	\$ -	\$ -		\$ 3,693,244	\$ 3,693,244	100%
	Fund 01 Revenue:	\$ 1,729,168	\$ 1,503,205	\$ (225,963)	-13%	\$ 12,699,418	\$ 11,196,213	88%
	Fund 01 Rev Excl Grants & Cap	\$ 1,729,168	\$ 1,503,205	\$ (225,963)	-13%	\$ 9,006,174	\$ 7,502,969	83%

Budget Status - Revenue



Period: 07/01/23 - 08/31/2023

FY Remain: 83%

		FY 2023 YTD Actual	FY 2024 YTD Actual	FY 2024 vs. FY 2023	YOY % change	FY 2024 Budget	FY 2024 Remaining Balance	%
Fund 02	Recycled Water							
R10	Operating Revenue - Water Sales							
02-000-41105	Irrigation Consumption	\$ 147,472	\$ 166,342	\$ 18,869	13%	\$ 534,900	\$ 368,558	69%
02-000-41200	Other - Bulk Water	\$ 1,732	\$ 1,066	\$ (666)	-38%	\$ -	\$ (1,066)	
	R10 Sub Totals:	\$ 149,205	\$ 167,408	\$ 18,203	12%	\$ 534,900	\$ 367,492	69%
02-000-41300	Other - Late Penalty							
02-000-42100	Standby Basic Meter Charge	\$ 14,963	\$ 15,841	\$ 878	6%	\$ 95,800	\$ 79,959	83%
02-000-43300	Other Operating Revenue	\$ -	\$ 175	\$ 175		\$ -	\$ (175)	
	R20 Sub Totals:	\$ 14,963	\$ 16,016	\$ 1,053	7%	\$ 95,800	\$ 79,784	83%
R25	Operating Revenue - New Connections							
02-000-42101	Other Meter Fee	\$ 266	\$ -	\$ (266)	0%	\$ -	\$ -	
02-000-42102	Other Capacity Fee	\$ 10,055	\$ -	\$ (10,055)	-100%	\$ -	\$ -	
02-000-42130	GW Rep-Impact Fees	\$ -	\$ -	\$ -		\$ -	\$ -	
	R25 Sub Totals:	\$ 10,321	\$ -	\$ (10,321)	-100%	\$ -	\$ -	
R30	Non-Operating Revenue - Other							
02-000-47110	Interest & Dividend	\$ 22	\$ 22	\$ (1)	-2%	\$ 6,600	\$ 6,578	100%
02-000-47560	Notes Receivable Payments	\$ -	\$ -	\$ -		\$ 15,000	\$ 15,000	100%
	Fund 02 Revenue:	\$ 174,511	\$ 183,445	\$ 8,934	5%	\$ 652,300	\$ 468,855	72%
	Fund 02 Rev Excl Grants & Cap	\$ 174,511	\$ 183,445	\$ 8,934	5%	\$ 652,300	\$ 468,855	72%
Revenue Totals:		\$ 1,903,679	\$ 1,686,650	\$ (217,028)	-11%	\$ 13,351,718	\$ 11,665,068	87%
Revenue Total Excl Grants & Cap Contributions		\$ 1,903,679	\$ 1,686,650	\$ (217,028)	-11%	\$ 9,658,474	\$ 7,971,824	83%

Budget Status - Expense



Period: 07/01/23 - 08/31/2023

FY Remain: 83%

		FY 2023 YTD Actual	FY 2024 YTD Actual	FY 2024 vs. FY 2023	YOY % change	FY 2024 Budget	FY 2024 Remaining Balance	%
Fund 01 and Fund 02 Combined								
Dept	Administration							
E01	Salaries & Benefits	\$ 92,075	\$ 95,017	\$ 2,942	3%	\$ 816,906	\$ 721,889	88%
E03	General & Admin - Services	\$ 54,276	\$ 58,275	\$ 3,998	7%	\$ 414,770	\$ 356,495	86%
E05	General & Admin - Supplies	\$ 625	\$ 1,469	\$ 844	135%	\$ 16,900	\$ 15,431	91%
E10	Source of Supply	\$ 1,008	\$ 239,629	\$ 238,622	23685%	\$ 250,000	\$ 10,371	4%
E70	Other	\$ -	\$ -	\$ -	-	\$ 5,000	\$ 5,000	100%
	Dept 100 Sub Totals:	\$ 147,984	\$ 394,390	\$ 246,406	167%	\$ 1,503,576	\$ 1,109,186	74%
SMGWA Contribution								
Dept	Finance/Customer Service							
E01	Salaries & Benefits	\$ 94,499	\$ 100,543	\$ 6,044	6%	\$ 553,829	\$ 453,286	82%
E03	General & Admin - Services	\$ 56,229	\$ 62,337	\$ 6,108	11%	\$ 150,242	\$ 87,905	59%
E05	General & Admin - Supplies	\$ 200	\$ -	\$ (200)	-100%	\$ 4,000	\$ 4,000	100%
E35	Customer Accounts	\$ 51,629	\$ 73,524	\$ 21,896	42%	\$ 291,764	\$ 218,240	75%
E70	Other	\$ 15	\$ 337	\$ 321	2082%	\$ 1,100	\$ 763	69%
E80	Debt Service - Interest	\$ -	\$ -	\$ -	-	\$ 141,100	\$ 141,100	100%
	Dept 200 Sub Totals:	\$ 202,572	\$ 236,741	\$ 34,169	17%	\$ 1,142,035	\$ 905,294	79%
Dept	Operations							
E01	Salaries & Benefits	\$ 278,886	\$ 285,596	\$ 6,710	2%	\$ 1,680,391	\$ 1,394,795	83%
E03	General & Admin - Services	\$ 39,369	\$ 55,032	\$ 15,663	40%	\$ 269,200	\$ 214,168	80%
E05	General & Admin - Supplies	\$ 3,987	\$ 12,710	\$ 8,723	219%	\$ 40,000	\$ 27,290	68%
E07	General Production	\$ 11,284	\$ 5,750	\$ (5,534)	-49%	\$ 129,300	\$ 123,550	96%
E10	Source of Supply	\$ 8,088	\$ -	\$ (8,088)	-100%	\$ 120,000	\$ 120,000	100%
E15	Pumping	\$ 52,856	\$ 91,543	\$ 38,687	73%	\$ 542,300	\$ 450,757	83%
E20	Water Treatment	\$ 19,745	\$ 32,474	\$ 12,728	64%	\$ 510,700	\$ 478,226	94%
E25	Transmission & Distribution	\$ 56,703	\$ 37,390	\$ (19,312)	-34%	\$ 146,600	\$ 109,210	74%
E35	Conservation	\$ 503	\$ -	\$ (503)	-100%	\$ 5,000	\$ 5,000	100%
E70	Other	\$ -	\$ -	\$ -	-	\$ -	\$ -	-
	Dept 300 Sub Totals:	\$ 471,421	\$ 520,495	\$ 49,074	10%	\$ 3,443,491	\$ 2,922,996	85%
Dept	Engineering							
E01	Salaries & Benefits	\$ 16,676	\$ 9,778	\$ (6,898)	-41%	\$ 120,368	\$ 110,590	92%
E03	General & Admin - Services	\$ 1,307	\$ 1,615	\$ 308	24%	\$ 116,400	\$ 114,785	99%
E05	General & Admin - Supplies	\$ -	\$ -	\$ -	-	\$ 600	\$ 600	100%
	Dept 400 Sub Totals:	\$ 17,983	\$ 11,393	\$ (6,590)	-37%	\$ 237,368	\$ 225,975	95%
Dept	Board of Directors							
E01	Salaries & Benefits	\$ 6,838	\$ 17,558	\$ 10,720	157%	\$ 101,623	\$ 84,065	83%
E03	General & Admin - Services	\$ -	\$ -	\$ -	-	\$ 28,300	\$ 28,300	100%
E05	General & Admin - Supplies	\$ -	\$ -	\$ -	-	\$ 800	\$ 800	100%
	Dept 900 Sub Totals:	\$ 6,838	\$ 17,558	\$ 10,720	157%	\$ 130,723	\$ 113,165	87%

Budget Status - Expense



Period: 07/01/23 - 08/31/2023

FY Remain: 83%

		FY 2023 YTD Actual	FY 2024 YTD Actual	FY 2024 vs. FY 2023	YOY % change	FY 2024 Budget	FY 2024 Remaining Balance	%
Summary								
E01	Salaries & Benefits	\$ 488,974	\$ 508,493	\$ 19,518	4%	\$ 3,273,117	\$ 2,764,624	84%
E03	General & Admin - Services	\$ 151,181	\$ 177,258	\$ 26,077	17%	\$ 978,912	\$ 801,654	82%
E05	General & Admin - Supplies	\$ 4,812	\$ 14,179	\$ 9,367	195%	\$ 62,300	\$ 48,121	77%
E07	General Production	\$ 11,284	\$ 5,750	\$ (5,534)	-49%	\$ 129,300	\$ 123,550	96%
E10	Source of Supply	\$ 9,095	\$ 239,629	\$ 230,534	2535%	\$ 370,000	\$ 130,371	35%
E15	Pumping	\$ 52,856	\$ 91,543	\$ 38,687	73%	\$ 542,300	\$ 450,757	83%
E20	Water Treatment	\$ 19,745	\$ 32,474	\$ 12,728	64%	\$ 510,700	\$ 478,226	94%
E25	Transmission & Distribution	\$ 56,703	\$ 37,390	\$ (19,312)	-34%	\$ 146,600	\$ 109,210	74%
E35	Customer Accounts	\$ 52,132	\$ 73,524	\$ 21,392	41%	\$ 292,864	\$ 219,003	75%
E70	Other	\$ 15	\$ 337	\$ 321	2082%	\$ 6,100	\$ -	0%
E80	Debt Service - Interest	\$ -	\$ -	\$ -		\$ 141,100	\$ 141,100	100%
	Purchase Order Carryover					\$ 14,000		
District Expense Total:		\$ 846,798	\$ 1,180,577	\$ 333,779	39%	\$ 6,467,293	\$ 5,266,616	81%
Fund 01 and 02 Combined								
E01	Salaries & Benefits	\$ 488,974	\$ 508,493	\$ 19,518	4%	\$ 3,273,117	\$ 2,764,624	84%
E03-E80	Services & Supplies	\$ 357,824	\$ 672,084	\$ 314,261	88%	\$ 3,180,176	\$ 2,508,092	79%
	Purchase Order Carryover					\$ 20,000		
District Expense Total:		\$ 846,798	\$ 1,180,577	\$ 333,779	39%	\$ 6,473,293	\$ 5,272,716	81%

Projects - Expense



Period: 07/01/23 - 08/31/2023

FY Remain: 83%

		FY 2024 YTD Actual	FY 2024 Budget	FY 2024 Remaining Balance	%
Fund 01 and Fund 02 Combined					
Project	Description				
C15007	Grace Way Well	\$ 28,720	\$ 2,400,000	\$ 2,371,280	99%
---	<i>Grace Way Well- Grant Reimb</i>		\$ (1,200,000)	\$ (1,200,000)	100%
C15021	Purified Recycled Water Recharge		\$ 50,000	\$ 50,000	100%
C16024	Bethany Tank Rehabilitation			\$ -	
M17011	Meters with AMI	\$ 8,911	\$ 42,000	\$ 33,089	79%
C17011	AMI Technology for Meters		\$ 5,000	\$ 5,000	100%
C19020	El Pueblo WTP Improvements		\$ 82,000	\$ 82,000	100%
C19030	Hacienda Pump Station	\$ 9,538		\$ (9,538)	
C19070	Vehicle Replacement Program		\$ 75,000	\$ 75,000	100%
C20010	Main Replacement Program - PW		\$ 200,000	\$ 200,000	100%
C20040	Admin Building Improvements	\$ 2,323		\$ (2,323)	
C21010	Well 10 Water Quality Improvements	\$ 14,710	\$ 300,000	\$ 285,290	95%
C22010	Well 3B Replacement	\$ 51,529	\$ 250,000	\$ 198,471	79%
C22020	Specialized Operations Equipment		\$ 130,000	\$ 130,000	100%
C23010	SCWD-SVWD System Intertie		\$ 2,000,000	\$ 2,000,000	100%
---	<i>SCWD-SVWD System Intertie - Grant Reimb</i>		\$ (2,000,000)	\$ (2,000,000)	100%
C24000	SV Transit Center LID Retrofit - Phase 2		\$ 500,000	\$ 500,000	100%
C24010	Glenwood Tank Landslide Evaluation & Repair	\$ 4,705	\$ 500,000	\$ 495,295	99%
C24020	Monte Fiore Pump Station Rehab			\$ -	
C24030	System-Wide Pressure Reduction Program		\$ 60,000	\$ 60,000	100%
C24040	Service Line Replacement - Montevalle			\$ -	
C24050	Corp Yard Improvements		\$ 10,000	\$ 10,000	100%
C24060	Solar Installation		\$ 25,000	\$ 25,000	100%
Projects Expense Totals:		\$ 120,436	\$ 3,429,000	\$ 3,283,564	96%

* Budget does not include carryover from FY 2023

Balance Sheet



Fund 01, Fund 02 and Fund 03 Combined

	8/31/22	8/31/23
Assets		
Cash	\$9,350,454	\$10,006,922
Accrued Interest	\$1,961	\$48,059
A/R Customer-Water	\$1,398,982	\$979,385
A/R - Other	\$96,086	\$11,250
Interfund Loan Receivable	\$888,040	\$888,040
Inventory	\$213,404	\$227,243
Note Receivable	\$778	\$52,500
JPA Investment	\$398,572	\$398,572
Land & Right-of-ways	\$650,697	\$1,218,697
Construction-in-progress	\$469,083	\$983,343
Water Rights / Intangible Assets	\$5,267,833	\$5,267,833
Plant & Equipment	\$44,102,981	\$45,395,340
Depreciation/Amortization	(\$25,834,982)	(\$27,183,545)
Deferred Pension Outflows	\$2,491,719	\$2,441,687
Unfunded OPEB Liability	\$140,200	\$121,850
	\$39,635,807	\$40,857,176
Liabilities		
A/P & Accrued Expenses	\$384,338	\$34,520
Accrued Salaries & Wages	\$15	\$47,835
Accrued Interest Payable	\$0	\$0
Customer Deposits	\$399,210	\$88,678
Interfund Loans	\$888,040	\$888,040
LT Liabilities Due in 1 Yr	\$38,838	\$994,207
Unearned Revenue	\$81,429	\$79,276
Long-term Liabilities	\$13,837,917	\$10,378,900
Deferred Pension Inflows	\$116,480	\$1,263,330
	\$15,746,267	\$13,774,784
Fund Balance		
Investment in Capital Assets	\$20,391,522	\$20,391,522
Unrestricted Net Position	\$2,591,951	\$6,184,796
	\$22,983,473	\$26,576,318
Total Liabilities and Fund Balance:	\$38,729,740	\$40,351,102
Total Retained Earnings:	\$906,068	\$506,073
Total Fund Balance and Retained Earnings:	\$23,889,541	\$27,082,392
Total Liabilities, Fund Balance, and Retained Earnings:	\$39,635,808	\$40,857,176

Scotts Valley Water District
AP Check Register
July 2023

Vendor Name	Check Date	Check No.	Check Amount	Description
A T & T	7/18/2023	32184	99.31	SCADA Auto Modem / Dialers - July 2023
ACWA/JPIA	7/6/2023	32143	33,408.13	EE & Retiree Benefits - August 2023
ACWA/JPIA	7/18/2023	32185	36,871.14	FY 2024 Property Insurance
ACWA/JPIA	7/18/2023	32186	13,468.66	WC Insurance - Qtr Ended 6/30/2023
ACWA/JPIA	7/18/2023	32187	2,579	Cyber Liability 7/23-6/24
AFLAC	7/18/2023	32188	334.08	EE Self Funded Supplemental Benefits - June 2023
AUTOMATIONDIRECT.COM, INC	7/6/2023	32144	182.19	Hacienda PS Improvements - Control Equipment
BADGER METER	7/6/2023	32145	4,247.47	Cell Charge for PW/RW Meter Reads - June 2023
BATTERIES PLUS BULBS #314	7/6/2023	32146	52.3	Battery - Bethany
BAYWORK	7/6/2023	32147	765	Membership Fee - Regional Workforce Consortium - FY 2024
BENDER ROSENTHAL INC	7/6/2023	32148	351.37	C15007-610 - Well Site Acquisition Services
BRASS KEY LOCKSMITH	7/6/2023	32149	59.17	Keys
BRASS KEY LOCKSMITH	7/18/2023	32189	485.71	Security Locks
BRENNTAG PACIFIC, INC	7/6/2023	32150	7,533.95	Water Treatment Chemicals
BRENNTAG PACIFIC, INC	7/18/2023	32190	1,325.10	Water Treatment Chemicals
CITY OF SANTA CRUZ - FINANCE DEPT	7/6/2023	32151	622.68	WCC - Gardening Website (SVWD Share)
CITY OF SCOTTS VALLEY	7/6/2023	32152	510	Bacti Fees- May 2023
CIVIL CONSULTANTS GROUP, INC	7/18/2023	32191	515	General Engineering Services - June 2023
COSNER KRISTIN	7/6/2023	32153	57.95	Customer Rebates - Pool Cover
COUNTY OF SANTA CRUZ - DPW	7/6/2023	32154	19	Landfill Fees
COUNTY OF SANTA CRUZ - DPW	7/18/2023	32192	1,224.04	Landfill Fees - June 2023
DASSELS PETROLEUM	7/6/2023	32155	1,728.07	Vehicle Fuel
DP NICOLI, INC	7/6/2023	32156	2,160.83	Shoring Supplies
DYNAMIC FUEL SOLUTIONS	7/18/2023	32193	8,020.86	Generator Fuel Polishing
EH WACHS	7/18/2023	32194	886.19	Valve Turning Machine Controller Repair Parts
EUROFINS EATON ANALYTICAL	7/6/2023	32157	160	Lab Testing for Water Quality
EXCEEDIO	7/6/2023	32158	5,993.50	Monthly Managed Services: HaaS/SaaS/ITaaS - July 2023
EXCEEDIO	7/6/2023	32158	1,398.55	Monthly Managed Services: SCADA - July 2023
FASTENAL COMPANY	7/6/2023	32159	274.37	Gloves
FASTENAL COMPANY	7/6/2023	32159	230.58	Nuts / Washers
GATEWAY BIBLE CHURCH	7/18/2023	32195	2,000	Bulk Potable Water Meter Deposit Refund
GRADY APRIL	7/18/2023	32196	649.99	Customer Rebates - Pool Cover
GRAINGER	7/6/2023	32160	65.45	Aluminum Sheet
GRAINGER	7/6/2023	32160	124.51	Charge Controller
GRAINGER	7/6/2023	32160	258.31	Circuit Breaker
GRAINGER	7/6/2023	32160	66.08	Door Latch Guard
GRAINGER	7/6/2023	32160	73.6	Light Bulbs
GRAINGER	7/6/2023	32160	76.7	Saw Blades
GRAINGER	7/6/2023	32160	77.52	Tools - Grease
GRANITE CONSTRUCTION CO	7/6/2023	32161	369.29	Asphalt
GRANITE CONSTRUCTION CO	7/6/2023	32161	144.02	Crushed Agg
GRANITE ROCK COMPANY	7/6/2023	32162	1,309.09	Hacienda PS Improvements - Concrete - C19030-670
GRAY ANN	7/6/2023	32163	17.96	Refund Check 012658-000, 301 FLORA LN
GREENWASTE RECOVERY, LLC	7/18/2023	32197	400.19	Monthly Trash Service - El Pueblo
GREENWASTE RECOVERY, LLC	7/18/2023	32197	171.21	Quarterly - Trash Service - 2 Civic Center - Jul-Sep 2023
HACH COMPANY	7/6/2023	32164	693.62	pH Electrode
HARO, KASUNICH & ASSOCIATES, INC	7/18/2023	32198	4,192.50	Glenwood Tank Geotech Evaluation
ICONIX WATERWORKS (US), INC	7/6/2023	32165	2,888.91	Couplings; Pipe
ICONIX WATERWORKS (US), INC	7/6/2023	32165	159.54	Hacienda PS Improvements - Pipe Support - C19030-670
ICONIX WATERWORKS (US), INC	7/18/2023	32199	61.25	Brass Fittings
ICONIX WATERWORKS (US), INC	7/18/2023	32199	1,279.74	Brass Fittings; Expansion Joints; Pressure Gauges
ICONIX WATERWORKS (US), INC	7/18/2023	32199	782.18	Copper Pipe; Valves
ICONIX WATERWORKS (US), INC	7/18/2023	32199	41.38	Pressure Gauges
ICONIX WATERWORKS (US), INC	7/18/2023	32199	3,276.30	Pressure Gauges; Brass Fittings; Copper Pipe
ICONIX WATERWORKS (US), INC	7/18/2023	32199	45.76	Service Parts - Plugs
INFOSEND	7/18/2023	32200	1,722.75	PW/RW UB Bill Printing / Mailing - June 2023
JACKSON LANDSCAPE	7/6/2023	32166	385	Landscape Maint - 2 Civic Ctr - June 2023
LAS ANIMAS CONCRETE	7/6/2023	32167	807.1	Hacienda PS Improvements - Concrete - C19030-670
LAW OFFICE OF ROBERT E BOSSO	7/18/2023	32201	3,500	Legal Counsel Services - June 2023
LOCAL AGENCY FORMATION COMM	7/6/2023	32168	9,973.63	LAFCO Annual Fees - FY 2024
MISCOWATER	7/18/2023	32202	1,016.31	Pump Parts
MISSION UNIFORM SERVICE	7/6/2023	32169	516.92	Uniform Laundering / Rental Svc - June 2023
MONTEREY BAY ANALYTICAL SERVICES	7/6/2023	32170	186	Lab Testing for Water Quality
MONTEREY BAY ANALYTICAL SERVICES	7/18/2023	32203	336	Lab Testing for Water Quality
MONTGOMERY & ASSOCIATES, INC	7/18/2023	32204	1,127.50	9050.18 - On-Call Technical Support
MONTGOMERY & ASSOCIATES, INC	7/18/2023	32204	6,482.41	9050.1505 - Sucinto Construction Management

AP Check Register cont.
July 2023

Vendor Name	Check Date	Check No.	Check Amount	Description
MONTGOMERY & ASSOCIATES, INC	7/18/2023	32204	8,269.75	9050.2201 - Grace Way CEQA Documentation
MONTGOMERY & ASSOCIATES, INC	7/18/2023	32204	228	9050.2203 - Grace Way Bid Assistance
MONTGOMERY & ASSOCIATES, INC	7/18/2023	32204	228	9050.2204 - Grace Way Construction Management
OLIVE SPRINGS QUARRY	7/6/2023	32171	350.54	Asphalt
OLIVE SPRINGS QUARRY	7/6/2023	32171	-6.4	Discount
PACIFIC GAS & ELECTRIC	7/6/2023	32172	85.33	Electricity - Skypark - June 2023
PALACE BUSINESS SOLUTIONS	7/18/2023	32206	228.85	Office Supplies - Printer Ink; Paper
PIED PIPER EXTERMINATORS	7/6/2023	32173	270	Pest Control @ Pump Buildings
PR DIAMOND PRODUCTS, INC	7/6/2023	32174	1,100	Blades
SANTA CRUZ RECORDS MANAGEMENT	7/18/2023	32207	50	Document Destruction - July 2023
SANTA MARGARITA GROUNDWATER AGENCY	7/18/2023	32208	239,629	FY2024 SMGWA Contribution
SCARBOROUGH LUMBER & BUILDING SUPPLY	7/18/2023	32209	43.99	Cleaning Supplies, Light Bulbs
SCARBOROUGH LUMBER & BUILDING SUPPLY	7/18/2023	32209	261.09	Drill Bits, Wrench, Hammer, Soldering Kit
SCARBOROUGH LUMBER & BUILDING SUPPLY	7/18/2023	32209	15.65	Finance Charge
SCARBOROUGH LUMBER & BUILDING SUPPLY	7/18/2023	32209	275.64	Hacienda PS Improvements - Lumber, Bolts, Cable Ties, Hose
SCARBOROUGH LUMBER & BUILDING SUPPLY	7/18/2023	32209	23.03	Moisture Absorber
SCARBOROUGH LUMBER & BUILDING SUPPLY	7/18/2023	32209	18.65	Trash Bags
SPRINGBROOK HOLDING COMPANY, LLC	7/18/2023	32210	2,491	Civic Pay Transaction Fee - June 2023
STATE ELECTRIC GENERATOR	7/18/2023	32211	1,146.91	Generator Repair
STEVENSON LANDSCAPING	7/6/2023	32175	750	Landscaping @ Misc Locations
SYCAL ENGINEERING, INC	7/6/2023	32176	4,478.43	Engineering for SCADA
SYCAL ENGINEERING, INC	7/6/2023	32176	5,374.74	Hacienda PS Improvements - Engineering - C19030-630
SYCAL ENGINEERING, INC	7/6/2023	32176	3,575.86	Hacienda PS Improvements - Materials - C19030-670
SYCAL ENGINEERING, INC	7/6/2023	32176	3,669.17	Hacienda PS Improvements - SCADA Equipment - C19030-670
U.S. BANK EQUIPMENT FINANCE	7/18/2023	32212	343.34	Copier Lease - July 2023
UNITED SITE SERVICES	7/6/2023	32178	325.48	Portable Toilet Rental - Well 10 - July 2023
UNITED SITE SERVICES	7/18/2023	32213	297.4	Portable Toilet Rental - ORWTP
UNIVERSAL BUILDING SERVICES	7/18/2023	32214	77.15	Bathroom Supplies
UNIVERSAL BUILDING SERVICES	7/18/2023	32214	561	Janitorial Service - 2 Civic Ctr - June 2023
UNIVERSAL BUILDING SERVICES	7/18/2023	32214	456	Monthly Janitorial Service - El Pueblo
USABLUEBOOK	7/6/2023	32179	291.95	Chlorine Reagent Powder Pillows
USABLUEBOOK	7/6/2023	32179	509.54	Chlorine Reagent Set
USABLUEBOOK	7/6/2023	32179	533.61	Geophone Kit
USABLUEBOOK	7/6/2023	32179	1,373.40	pH Sensor
USABLUEBOOK	7/6/2023	32179	1,255.86	Pressure Data Logger
USABLUEBOOK	7/6/2023	32179	70.31	Safety - Hydration Mix
USABLUEBOOK	7/6/2023	32179	130.06	Sample Bottles
USABLUEBOOK	7/6/2023	32179	3,647.33	Testing Supplies
USABLUEBOOK	7/6/2023	32179	1,714.57	Transmitter
VOSSOUGH KIAN	7/18/2023	32215	69.41	Refund Check 014150-000, 111 BEAN CREEK RD #26
VYE BRIAN	7/6/2023	32180	458	Customer Rebate - Special Lawn Replacement
WATERSMART SOFTWARE	7/6/2023	32181	11,500	Annual Watersmart License - FY2024
WEBSOFT DEVELOPERS, INC	7/6/2023	32182	22,995	Annual Mobile MMS Subscription - FY 2024
WEBSOFT DEVELOPERS, INC	7/6/2023	32182	1,017.50	Mobile MMS Support
WM A BARRON CO	7/6/2023	32183	10,954	Spare Pump for Monte Fiore
WOOLWORTH BONNIE	7/18/2023	32216	66.89	Refund Check 009933-000, 127 VIKI CT
YORK BEVERLY	7/18/2023	32217	101.53	Refund Check 012749-000, 111 BEAN CREEK RD #35

550,119.78

Wire / ACH Payments

July 2023

Vendor Name	Trans Date	Check No.	Trans Amount	Description
ADP	7/6/2023	n/a	438.35	ADP Workforce Now / Time & Attendance Fees - June 2023
ADP	7/6/2023	n/a	433.78	ADP PW24, PW26 Fees
ADP	7/6/2023	n/a	59.00	ADP Tax Reconciliation
BlueFin	7/3/2023	n/a	116.49	Bluefin Civic PayPad Fees - Jun 2023
BlueFin	7/3/2023	n/a	7,055.79	Bluefin CC Processing Fees - Jun 2023
BlueFin	7/3/2023	n/a	175.75	Bluefin - Municipal Pay Fee - Jun 2023
CalPERS	7/10/2023	n/a	13,069.25	CalPERS Retirement PW 26
CalPERS	7/14/2023	n/a	14,453.27	CalPERS Retirement PW 28
CalPERS	7/28/2023	n/a	14,777.24	CalPERS Retirement PW 30
Nationwide	7/10/2023	n/a	2,893.47	IRS 457 Plan - Payroll Dates 6/30/23
Nationwide	7/19/2023	n/a	2,893.47	IRS 457 Plan - Payroll Dates 07/14/23
Nationwide	7/28/2023	n/a	2,893.47	IRS 457 Plan - Payroll Dates 07/28/23
Wells Fargo CC	7/31/2023	n/a	10,745.28	WFB CC Payment - Jul 2023
			70,004.61	

WFB Credit Card Payment

July 2023

Vendor Name	Trans Date	Check No.	Trans Amount	Description
A T & T	6/5/2023		101.65	Backup Internet - 2 Civic Ctr
A T & T	6/6/2023		85.60	Backup Internet - El Pueblo
A TOOL SHED EQUIPMENT RENTALS	6/23/2023		241.33	CIP - Hacienda Booster - Roller Rental
AMAZON	6/6/2023		16.45	Monthly Amazon Prime Membership Fee
CAL GOV HR	6/22/2023		60.00	CalGovHR Membership Renewal
COMCAST	6/6/2023		448.12	Internet - 2 Civic Ctr
COMCAST	6/23/2023		448.12	Internet - El Pueblo
COSTCO WHOLESALE	6/4/2023		35.16	Safety - Bottled Water / Gatorade
EVO STUDIOS INC.	6/23/2023		75.00	Website Maint / Support
FIRST ALARM	6/4/2023		318.75	Alarm Service - 2 Civic Ctr
HOME DEPOT	6/9/2023		543.91	Tools - String Trimmer
HOME DEPOT	6/21/2023		54.43	Tools - Trimmer Line
HOME DEPOT	7/2/2023		1628.46	CIP - Yard Improvements - Industrial Shelving
ICON CLOUD SOLUTIONS, LLC	6/4/2023		117.90	Phone Service - El Pueblo
ICON CLOUD SOLUTIONS, LLC	6/4/2023		1091.02	Phone Service + New Desk Phone - 2 Civic Ctr
IN-SITU, INC	6/30/2023		529.38	Engineering Tool - Water Level Data Logger
LARRY'S AUTO CARE	6/21/2023		690.15	Truck # 14 (Dodge Journey) - Check Engine Light Repair
LEADERSHIP SANTA CRUZ COUNTY	6/16/2023		1400.00	Leadership Santa Cruz County Tuition - Kurns
LEADERSHIP SANTA CRUZ COUNTY	6/16/2023		1400.00	Leadership Santa Cruz County Tuition - Leishman
MAILCHIMP	6/4/2023		80.00	Monthly Digital Marketing
PLANET ORANGE	6/14/2023		69.00	Pest Control - El Pueblo
PLANET ORANGE	6/14/2023		104.00	Pest Control 2 Civic Ctr
SANTA CRUZ SENTINEL	7/2/2023		12.00	Monthly Newspaper Subscription
SCELZI EQUIPMENT, INC	6/18/2023		314.29	Vehicle Maint - Tool Box Repair
SCOTT'S VALLEY CAR WASH	6/29/2023		41.99	Car Wash - Truck # 14 (Dodge Journey)
UPS STORE	6/18/2023		24.51	Shipping - Meters for Reprogramming
UPS STORE	6/21/2023		6.56	Office Supplies
UPS STORE	6/21/2023		407.09	Shipping - MXUs and Meters for Warranty Eval
VERIZON WIRELESS	7/2/2023		360.41	Cellphones / Tablets
ZOOM	6/26/2023		40.00	Zoom Cloud Recording
			10,745.28	

Scotts Valley Water District
AP Check Register
August 2023

Vendor Name	Check Date	Check No.	Check Amount	Description
A T & T	8/17/2023	32249	100.48	Monthly - SCADA Auto Dialer / Modem
ACWA/JPIA	8/31/2023	32296	33,408.13	EE & Retiree Benefits - September 2023
AFLAC	8/2/2023	32218	222.72	EE Self Funded Supplemental Benefits - July 2023
AFSCME COUNCIL 57	8/2/2023	32219	945.49	Union Dues - July 2023
AFSCME COUNCIL 57	8/17/2023	32250	992.53	Union Dues - June 2023
AUTOMATIONDIRECT.COM, INC	8/2/2023	32220	199.75	Hacienda PS Improvements - Power Supply
AUTOMATIONDIRECT.COM, INC	8/17/2023	32251	160.24	Hacienda PS Improvements - Ethernet Switch
BADGER METER	8/2/2023	32221	4,141.56	Cell Charge for PW/RW Meter Reads - July 2023
BADGER METER	8/17/2023	32252	7,550.07	Endpoints - Qty:48
BADGER METER	8/31/2023	32297	1,361.42	Meters - 1 1/2" - Qty: 2
BATTERIES PLUS BULBS #314	8/17/2023	32253	197.80	Forklift Battery
BIANCUCCI DARYL	8/31/2023	32298	199.99	Customer Rebates - PRV Replacement
BOYNTON FENCE	8/17/2023	32254	8,500.00	Hacienda PS Improvements - Chain Link Fence Replacement
BRASS KEY LOCKSMITH	8/31/2023	32299	10.95	Key Hider
BRENNTAG PACIFIC, INC	8/2/2023	32222	5,327.42	Water Treatment Chemicals
BRENNTAG PACIFIC, INC	8/17/2023	32255	13,852.77	Water Treatment Chemicals
BRENNTAG PACIFIC, INC	8/31/2023	32300	2,904.99	Water Treatment Chemicals
CALIFORNIA MUNICIPAL STATISTICS, INC	8/31/2023	32301	580.00	Statistical Data for FY2023 Audit
CENTRAL CALIFORNIA ALLIANCE FOR HEALTH	8/31/2023	32302	14,512.00	Customer Rebates - Lawn Replacement - 1600 Green Hills Rd
CENTRAL CALIFORNIA ALLIANCE FOR HEALTH	8/31/2023	32302	13,422.00	Customer Rebates - Lawn Replacement - 1700 Green Hills Rd
CENTRAL CALIFORNIA ALLIANCE FOR HEALTH	8/31/2023	32302	13,384.00	Customer Rebates - Lawn Replacement - 1800 Green Hills Rd
CENTRAL HOME SUPPLY	8/2/2023	32223	45.83	Topsoil - Canepa Building Service Line Repair
CITY OF SANTA CRUZ WATER DEPT	8/2/2023	32224	281,880.72	DWR 2021 Grant Funds to City of Santa Cruz - Per Ended 3/31/23
CITY OF SCOTTS VALLEY	8/2/2023	32225	360.00	Bacti Samples - June 2023
CITY OF SCOTTS VALLEY	8/2/2023	32225	45,498.83	Tertiary Treatment Plant Maintenance - Q1 FY2023
CITY OF SCOTTS VALLEY	8/2/2023	32225	27,889.60	Tertiary Treatment Plant Maintenance - Q2 FY2023
CITY OF SCOTTS VALLEY	8/2/2023	32225	33,903.15	Tertiary Treatment Plant Maintenance - Q3 FY2023
CITY OF SCOTTS VALLEY	8/2/2023	32226	110.46	Bi Monthly Sewer Service - 2 Civic Ctr - June 2023
CITY OF SCOTTS VALLEY	8/2/2023	32226	2,839.60	BiMonthly Treatment Plant Disposal - El Pueblo - June 2023
CITY OF SCOTTS VALLEY	8/2/2023	32226	2,015.00	BiMonthly Treatment Plant Disposal - ORWTP - June 2023
CITY OF SCOTTS VALLEY	8/2/2023	32226	1,043.15	BiMonthly Treatment Plant Disposal - Well 10 - June 2023
CITY OF SCOTTS VALLEY	8/31/2023	32303	420.00	Bacti Samples - July 2023
CITY OF SCOTTS VALLEY	8/31/2023	32303	37,565.53	Tertiary Treatment Plant Maintenance - Q4 FY2023
CIVIL CONSULTANTS GROUP, INC	8/17/2023	32256	1,875.00	2023 PW Main Improvements - Planning Coordination
CIVIL CONSULTANTS GROUP, INC	8/31/2023	32304	1,615.00	General Engineering Services
COUNTY OF SANTA CRUZ - DPW	8/17/2023	32257	615.66	Landfill Fees - July 2023
DASSELS PETROLEUM	8/17/2023	32258	10,284.39	Vehicle Fuel / Propane Tank Install
DP NICOLI, INC	8/31/2023	32305	504.85	Shoring Repair
DURDEN CONSTRUCTION, INC	8/17/2023	32259	2,000.00	Bulk PW Meter Deposit Refund
DUVERNOIS CLAUDIA	8/2/2023	32227	57.64	T - Excel Training Course - Mileage - Duvernois
ERS INDUSTRIAL SERVICES, INC	8/31/2023	32306	14,710.00	Well10 Water Quality Improvements - Greensand Pilot Filter Study
EUROFINS EATON ANALYTICAL	8/2/2023	32228	1,265.00	Lab Testing for Water Quality
EUROFINS EATON ANALYTICAL	8/17/2023	32260	1,960.00	Lab Testing for Water Quality
EUROFINS EATON ANALYTICAL	8/31/2023	32307	675.00	Lab Testing for Water Quality
EXCEEDIO	8/2/2023	32229	5,993.50	Monthly Managed Services: HaaS/SaaS/ITaaS - August 2023
EXCEEDIO	8/2/2023	32229	1,398.55	Monthly Managed Services: SCADA - August 2023
EXCEEDIO	8/31/2023	32308	5,993.50	Monthly Managed Services: HaaS/SaaS/ITaaS - September 2023
EXCEEDIO	8/31/2023	32308	1,398.55	Monthly Managed Services: SCADA - September 2023
FASTENAL COMPANY	8/17/2023	32261	105.37	Hi Vis T-Shirts
FASTENAL COMPANY	8/17/2023	32261	226.79	OPS Supplies - Nuts; Bolts; Cleaning; Ear Plugs; Sunblock
FIRST ALARM	8/31/2023	32309	76.71	Fire Alarm Maint - 2 Civic Ctr
GRAINGER	8/2/2023	32230	209.87	First Aid Supplies
GRAINGER	8/2/2023	32230	95.34	Hand Sanitizer
GRAINGER	8/17/2023	32262	2,410.45	Electrical Contact Kit
GRAINGER	8/17/2023	32262	249.41	Inline Duct Fan
GRAINGER	8/17/2023	32262	40.05	Mechanical Connectors
GRAINGER	8/17/2023	32262	144.94	Tools - Tubing Cutter; Sledge Hammer
GRANITE CONSTRUCTION CO	8/2/2023	32231	953.50	Asphalt
GRANITE CONSTRUCTION CO	8/17/2023	32263	210.63	Agg Base
GRANITE CONSTRUCTION CO	8/31/2023	32310	157.85	Agg Base
GRANITE ROCK COMPANY	8/2/2023	32232	(1.95)	Discount
GRANITE ROCK COMPANY	8/2/2023	32232	203.29	Utility Trench Sand
GRANITE ROCK COMPANY	8/17/2023	32264	947.75	Concrete Delivery - 111 Bean Creek
GRANITE ROCK COMPANY	8/17/2023	32264	358.89	Utility Trench Sand
GREENWASTE RECOVERY, LLC	8/17/2023	32265	421.63	Monthly Trash Service - El Pueblo
HAIGHT JUANELLA	8/17/2023	32266	404.70	Retiree Medical - August 2023

AP Check Register cont.
August 2023

Vendor Name	Check Date	Check No.	Check Amount	Description
HAIGHT JUANELLA	8/17/2023	32266	404.70	Retiree Medical - July 2023
HARO, KASUNICH & ASSOCIATES, INC	8/17/2023	32267	4,705.00	CIP - Glenwood Tank - Geotechnical Report
HEALTHEQUITY, INC	8/2/2023	32233	41.30	HSA Admin Fees - July 2023
HEALTHEQUITY, INC	8/2/2023	32234	1,100.00	HSA ER Contribution - Jensen
ICONIX WATERWORKS (US), INC	8/2/2023	32235	60.31	Bushings
ICONIX WATERWORKS (US), INC	8/2/2023	32235	5,457.80	Hydrant
ICONIX WATERWORKS (US), INC	8/2/2023	32235	1,268.43	HYMAX End Caps
ICONIX WATERWORKS (US), INC	8/17/2023	32268	410.48	Copper Pipe
ICONIX WATERWORKS (US), INC	8/17/2023	32268	82.26	Hose Adapters
ICONIX WATERWORKS (US), INC	8/17/2023	32268	280.91	Hydrant Extension
ICONIX WATERWORKS (US), INC	8/17/2023	32268	626.67	Hydrant Maint - Extensions
ICONIX WATERWORKS (US), INC	8/17/2023	32268	1,936.09	Main Maint - Couplings; Clamps
ICONIX WATERWORKS (US), INC	8/17/2023	32268	617.75	Service Maint - Valves; Couplings
ICONIX WATERWORKS (US), INC	8/31/2023	32311	1,087.01	Clamps; Meter Adapters
ICONIX WATERWORKS (US), INC	8/31/2023	32311	285.44	Couplings
INDEPENDENT ELECTRIC SUPPLY	8/31/2023	32312	25.36	Lugs
INFOSEND	8/17/2023	32269	1,779.63	PW/RW UB Statement Printing / Mailing
INTEGRITY AUTOMOTIVE	8/17/2023	32270	1,096.64	Truck 12 - Oil Change / Brake Service
JACKSON LANDSCAPE	8/17/2023	32271	140.00	Landscape Maint - 2 Civic Ctr
KASSIS JANETTE	8/17/2023	32272	373.15	Retiree Medical - August 2023
KASSIS JANETTE	8/17/2023	32272	373.15	Retiree Medical - July 2023
LAW OFFICE OF ROBERT E BOSSO	8/17/2023	32273	3,500.00	Legal Counsel Services - July 2023
LEISHMAN WADE	8/17/2023	32274	196.63	Director Medical - August 2023
LEISHMAN WADE	8/17/2023	32274	196.63	Director Medical - July 2023
LINDCO	8/31/2023	32313	2,000.00	Bulk PW Meter Deposit Refund
MAGGIORA BROS DRILLING, INC	8/2/2023	32236	520,809.00	C22010 - Sucinto Well - Progress Invoice #1
MBH PAINTING	8/2/2023	32237	4,000.00	Hacienda Station / Tank
MILLER MAXFIELD, INC	8/2/2023	32238	14,884.75	Communication & Public Outreach Services - June 2023
MILLER MAXFIELD, INC	8/17/2023	32275	3,156.25	Communications & Public Outreach Services - July 2023
MISSION UNIFORM SERVICE	8/17/2023	32276	533.92	Uniform Laundering/Rental Svc
MONTEREY BAY ANALYTICAL SERVICES	8/2/2023	32239	434.00	Lab Testing for Water Quality
MONTEREY BAY ANALYTICAL SERVICES	8/17/2023	32277	194.00	Lab Testing for Water Quality
MONTEREY BAY ANALYTICAL SERVICES	8/31/2023	32314	998.00	Lab Testing for Water Quality
MONTGOMERY & ASSOCIATES, INC	8/31/2023	32315	27,308.22	Task #1 - CEQA Documentation
MONTGOMERY & ASSOCIATES, INC	8/31/2023	32315	1,412.00	Task #7 - Borehole Construction Management (Amendment #2)
MONTGOMERY & ASSOCIATES, INC	8/31/2023	32315	21,183.52	Task1 : Construction Management
MOREY DOUGLAS	8/31/2023	32316	1,336.00	Customer Rebates - Lawn Replacement
MPRESS DIGITAL	8/31/2023	32317	180.26	Sucinto Well Project Signage
NORTH BAY WATER WORKS	8/17/2023	32278	987.75	Enclosures
NORTON PATRICIA	8/17/2023	32279	33.72	Retiree Dental - August 2023
NORTON PATRICIA	8/17/2023	32279	33.72	Retiree Dental - July 2023
NORTON PATRICIA	8/17/2023	32279	404.70	Retiree Medical - August 2023
NORTON PATRICIA	8/17/2023	32279	404.70	Retiree Medical - July 2023
NORTON PATRICIA	8/17/2023	32279	18.56	Retiree Vision - August 2023
NORTON PATRICIA	8/17/2023	32279	18.56	Retiree Vision - July 2023
O'REILLY AUTOMOTIVE, INC	8/17/2023	32281	18.65	Car Wash Supplies
O'REILLY AUTOMOTIVE, INC	8/31/2023	32318	82.82	Car Wash Supplies
OLIVE SPRINGS QUARRY	8/17/2023	32280	218.00	Asphalt
PACIFIC GAS & ELECTRIC	8/17/2023	32282	970.55	Electricity 2 Civic Center - Jul 2023
PACIFIC GAS & ELECTRIC	8/17/2023	32282	138.57	Electricity - Polo Ranch - July 2023
PACIFIC GAS & ELECTRIC	8/17/2023	32282	120.72	Electricity - Skypark - July 2023
PACIFIC GAS & ELECTRIC	8/17/2023	32282	46,735.35	PW Electricity - July 2023
PACIFIC GAS & ELECTRIC	8/17/2023	32282	237.92	RW Electricity - July 2023
PACIFIC TRUCK & TRACTOR	8/17/2023	32283	1,832.98	Forklift Maint / Repair
PACIFIC TRUCK & TRACTOR	8/31/2023	32319	1,046.30	Backhoe - Annual Maintenance
PACIFIC TRUCK & TRACTOR	8/31/2023	32319	1,214.85	Excavator - Annual Maintenance
PALACE BUSINESS SOLUTIONS	8/17/2023	32284	114.14	OPS Office Supplies - Shipping Materials
PERRI CHRISTOPHER	8/17/2023	32285	920.25	Director Medical - August 2023
PERRI CHRISTOPHER	8/17/2023	32285	920.25	Director Medical - July 2023
PETTY CASHIER - SCOTTS VALLEY WATER DISTRICT	8/31/2023	32320	253.40	Petty Cash Replenishment - June 2023
PIED PIPER EXTERMINATORS	8/2/2023	32240	270.00	Pest Control @ Pump Buildings - July 2023
PLATT ELECTRIC SUPPLY	8/2/2023	32241	26.52	Control Cable
PLATT ELECTRIC SUPPLY	8/2/2023	32241	(26.03)	Credit from Order 4Z08215
POLLARDWATER	8/31/2023	32321	1,413.21	Dechlorinator
PRESS BANNER	8/17/2023	32286	322.00	Monthly Advertising
PRESS BANNER	8/31/2023	32322	322.00	Monthly Advertising

AP Check Register cont.
August 2023

Vendor Name	Check Date	Check No.	Check Amount	Description
REBER DANIEL	8/17/2023	32287	1,279.88	Director Medical - August 2023
REBER DANIEL	8/17/2023	32287	1,279.88	Director Medical - July 2023
RED WING BUSINESS ADVANTAGE ACCOUNT	8/17/2023	32288	990.28	Workboots - Bainbridge; Beaton; Locatelli
RODGERS JOCELYN	8/17/2023	32289	1,643.95	Refund Check 014033-000, 10 MEADOW WAY# A
SCARBOROUGH LUMBER & BUILDING SUPPLY	8/2/2023	32242	586.96	Hacienda PS Improvements - Concrete, Pipe, Pipe Fittings
SCARBOROUGH LUMBER & BUILDING SUPPLY	8/2/2023	32242	13.15	Landscape Mulch
SCARBOROUGH LUMBER & BUILDING SUPPLY	8/2/2023	32242	148.06	OPS Supplies - Trashbags, Gloves, Cleaning Supplies
SCARBOROUGH LUMBER & BUILDING SUPPLY	8/2/2023	32242	250.63	Tools - Ladder, Spraypaint, Concrete, Rope
SCARBOROUGH LUMBER & BUILDING SUPPLY	8/31/2023	32323	266.99	Batteries; Tarp; Cleaing Supplies; Misc Hardware
SCARBOROUGH LUMBER & BUILDING SUPPLY	8/31/2023	32323	44.91	Hacienda PS Improvements - Cable
SCARBOROUGH LUMBER & BUILDING SUPPLY	8/31/2023	32323	410.88	Hand Tools, Utility Pump, Torch
SCARBOROUGH LUMBER & BUILDING SUPPLY	8/31/2023	32323	51.23	Propane
SCARBOROUGH LUMBER & BUILDING SUPPLY	8/31/2023	32323	23.52	Safety - Sunblock, Sanitizer
SCARBOROUGH LUMBER & BUILDING SUPPLY	8/31/2023	32323	42.77	Spray Paint; Pliers
SCARBOROUGH LUMBER & BUILDING SUPPLY	8/31/2023	32323	55.73	Vehicle - Car Wash Supplies, Lumber for Side Rail
SCOTTS VALLEY SPRINKLER	8/2/2023	32243	125.08	Drain Pipe; Fittings
SCOTTS VALLEY SPRINKLER	8/2/2023	32243	3.29	Fittings
SCOTTS VALLEY SPRINKLER	8/2/2023	32243	1.96	SpinLoc Couplings
SCOTTS VALLEY SPRINKLER	8/17/2023	32290	49.53	Hacienda PS Improvements - PVC Fittings
SMITH KIM	8/2/2023	32248	2,532.34	Rental Property Deposit Refund - 5297 Scotts Valley Dr
SPRINGBROOK HOLDING COMPANY, LLC	8/17/2023	32291	2,543.00	CC Payment Transaction Fees - July 2023
STEVENSON LANDSCAPING	8/2/2023	32244	2,847.00	Landscape Upgrades / Maint - 2 Civic Ctr
STEVENSON LANDSCAPING	8/2/2023	32244	750.00	Landscaping @ Misc Locations
STEVENSON LANDSCAPING	8/31/2023	32324	1,050.00	Landscaping @ Misc Locations
STILES RUTH	8/17/2023	32292	372.22	Director Medical - August 2023
STILES RUTH	8/17/2023	32292	372.22	Director Medical - July 2023
SYCAL ENGINEERING, INC	8/31/2023	32325	196.50	Hacienda PS Improvements - Project Managemet
THE SKYLIGHT PLACE	8/31/2023	32326	2,322.63	ADM Building Improvements - Reception Area Glass
U.S. BANK EQUIPMENT FINANCE	8/31/2023	32327	372.14	Copier Lease - August 2023
UNDERGROUND SERVICE ALERT OF NORTHERN CA A	8/2/2023	32245	760.02	Regulatory Board - Dig Safe Fees - FY 2024
UNITED SITE SERVICES	8/2/2023	32246	325.48	Portable Toilet Rental - Well 10
UNITED SITE SERVICES	8/17/2023	32293	297.40	Portable Toilet Rental - ORWTP
UNIVERSAL BUILDING SERVICES	8/17/2023	32294	223.20	OPS Bathroom Supplies
UNIVERSAL BUILDING SERVICES	8/31/2023	32328	561.00	Janitorial Service - 2 Civic Ctr- July 2023
UNIVERSAL BUILDING SERVICES	8/31/2023	32328	456.00	Janitorial Service - El Pueblo - July 2023
USABBLUEBOOK	8/31/2023	32329	158.81	Copper Rerounder
USABBLUEBOOK	8/31/2023	32329	129.19	Polyethylene Tubing
VALERO FLEET	8/17/2023	32295	54.34	Vehicle Fuel - July 2023
VALERO FLEET	8/31/2023	32330	296.08	Vehicle Fuel - August 2023
WHITLOW CONCRETE	8/2/2023	32247	3,900.00	Concrete / Sidewalk Repair - 4404 Scotts Valley Dr

1,324,425.71

Wire / ACH Payments
August 2023

Vendor Name	Trans Date	Check No.	Trans Amount	Description
ADP	8/4/2023	n/a	458.30	ADP Workforce Now / Time & Attendance Fees - July 2023
ADP	8/4/2023	n/a	448.85	ADP PW28, PW30 Fees
ADP	8/4/2023	n/a	500.00	ADP Tax Revision Fee
BlueFin	8/2/2023	n/a	108.03	Bluefin Civic PayPad Fees - Jul 2023
BlueFin	8/2/2023	n/a	7,756.17	Bluefin CC Processing Fees - Jul 2023
BlueFin	8/2/2023	n/a	163.65	Bluefin - Municipal Pay Fee - Jul 2023
CalPERS	8/14/2023	n/a	14,622.70	CalPERS Retirement PW 32
CalPERS	8/24/2023	n/a	14,797.84	CalPERS Retirement PW 34
CalPERS	8/14/2023	n/a	1,050.00	GASB 68 Report
Nationwide	8/16/2023	n/a	2,893.47	IRS 457 Plan - Payroll Dates 08/11/23
Nationwide	8/28/2023	n/a	2,893.47	IRS 457 Plan - Payroll Dates 08/25/23
Wells Fargo	8/23/2023	n/a	76.77	Deposit Slips
Wells Fargo CC	8/24/2023	n/a	13,683.65	WFB CC Payment - Aug 2023

59,452.90

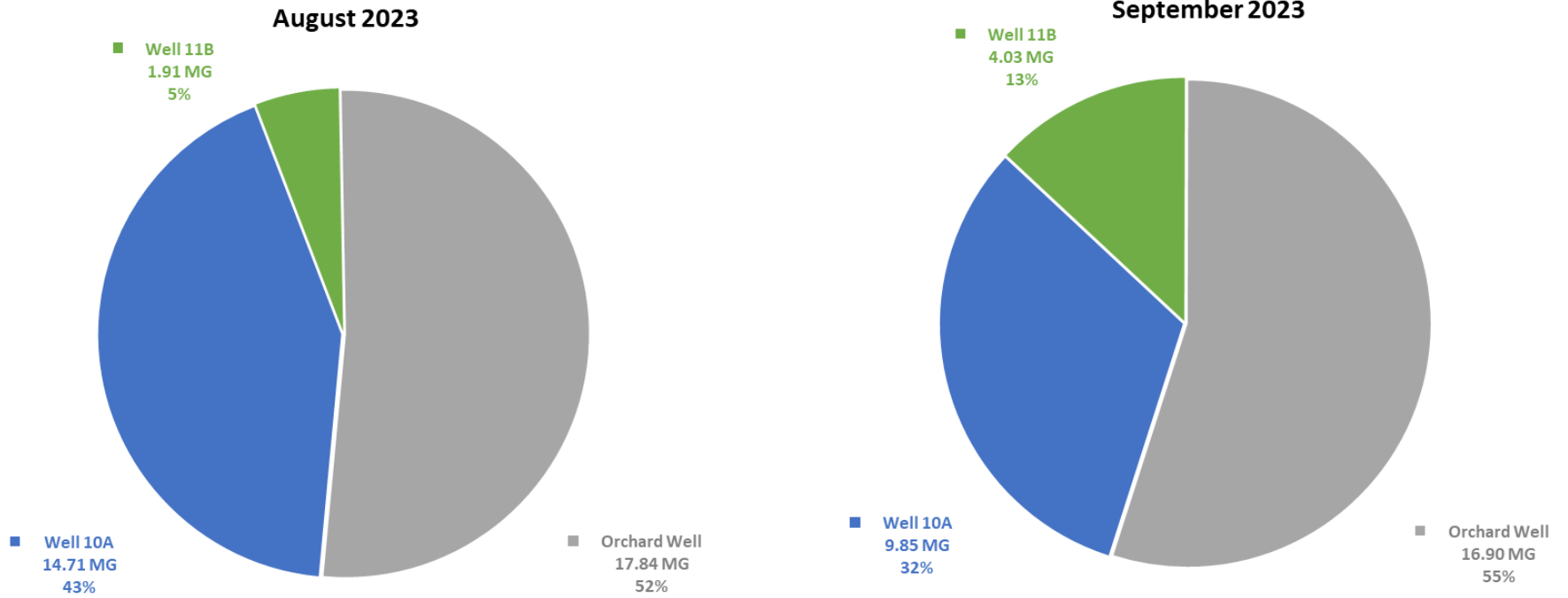
WFB Credit Card Payment

August 2023

Vendor Name	Trans Date	Check No.	Trans Amount	Description
A T & T	7/4/2023		85.60	Backup Internet - El Pueblo
A T & T	7/5/2023		101.65	Backup Internet - 2 Civic Center
ALLIANCE CAREER TRAINING	7/14/2023		395.00	Training - Excel Fundamentals - Duvernois
AMAZON	7/9/2023		39.59	ADM Office Supplies - Coffee
AMAZON	7/17/2023		481.02	ADM - Phone Headsets
AMAZON	7/21/2023		16.45	Amazon Prime Subscription Fee
AMAZON	7/28/2023		21.93	ADM Office Supplies - Coffee Machine Descaler
AMAZON	8/1/2023		201.92	ADM Event Supplies - Art Wine & Beer Festival - Cups
AMAZON	8/2/2023		111.90	OPS Office Supplies - Binders for Maps
BLANKS USA	7/30/2023		71.09	Fin/CS Supplies - Door Hanger Blanks
COMCAST	7/6/2023		448.12	Internet - 2 Civic Center
COMCAST	7/23/2023		448.12	Internet - El Pueblo
COSTCO WHOLESALE	8/2/2023		60.00	Annual Membership Renewal
EVO STUDIOS INC.	7/23/2023		75.00	Website Hosting / Maint
ICON CLOUD SOLUTIONS, LLC	7/4/2023		119.96	Phone Service - El Pueblo
ICON CLOUD SOLUTIONS, LLC	7/4/2023		361.37	Phone Service - 2 Civic Center
ICON CLOUD SOLUTIONS, LLC	8/3/2023		120.37	Phone Service - El Pueblo
ICON CLOUD SOLUTIONS, LLC	8/3/2023		361.12	Phone Service - 2 Civic Center
IDENTITYLINKS	7/13/2023		463.96	ADM Event Supplies - Art Wine & Beer Festival - Sunglasses
MAILCHIMP	7/4/2023		80.00	Monthly - Digital Marketing
MOUNTAIN MIKES PIZZA SCOTTS VALLEY CA	7/6/2023		209.07	ADM Event Supplies - 4th of July Parade Lunch
PLANET ORANGE	7/14/2023		69.00	Pest Control - El Pueblo
PLANET ORANGE	7/14/2023		104.00	Pest Control - 2 Civic Center
SAFeway SCOTTS VALLEY CA	7/6/2023		39.50	ADM Event Supplies - 4th of July Parade Drinks
SANTA CRUZ PROPERTY INSPECTIONS	7/4/2023		925.00	Property Inspection Report - 2 Civic Ctr
SANTA CRUZ SENTINEL	8/2/2023		12.00	Monthly Subscription
SCOTTS VALLEY CHAMBER OF COMMERCE	7/7/2023		2,000.00	Art Wine & Beer Festival Sponsorship
SHERATON HOTELS	7/20/2023		2,933.99	Sucinto Well - Lodging for Affected Customer
SPRINGBROOK HOLDING COMPANY, LLC	7/12/2023		795.00	Travel - Springbrook Activate 2023 Conference Registration - Ballinger
SPRINGBROOK HOLDING COMPANY, LLC	7/12/2023		795.00	Travel - Springbrook Activate 2023 Conference Registration - Jensen
SURVEY MONKEY	7/18/2023		300.00	Annual Subscription
TIMES PUBLISHING GROUP, INC	7/4/2023		178.50	Monthly Advertising
VDARA HOTELS - LAS VEGAS	7/13/2023		259.64	Travel - Springbrook Activate 2023 Conference Lodging - Ballinger
VDARA HOTELS - LAS VEGAS	7/13/2023		259.64	Travel - Springbrook Activate 2023 Conference Lodging - Jensen
VERIZON WIRELESS	8/2/2023		362.41	Cell Phones / Tablets
WELLS FARGO	7/28/2023		75.00	Wells Fargo Late Fee
WELLS FARGO	7/31/2023		261.73	Wells Fargo Finance Charge
ZOOM	7/26/2023		40.00	Zoom Cloud Recording

13,683.65

Well Production

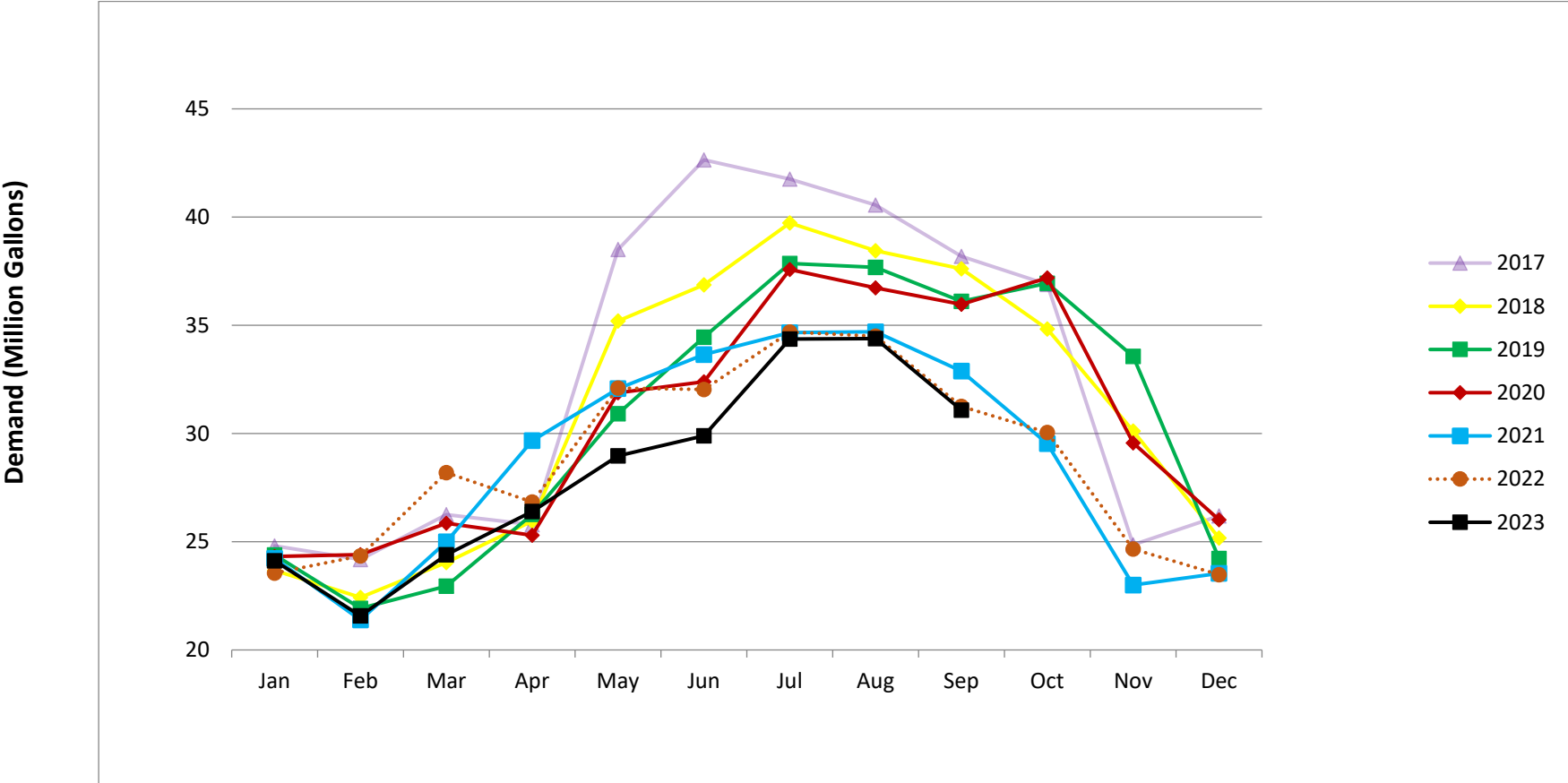


Total Production (Million Gallons)

August 2023	34.46 MG	0.45 % increase from July
September 2023	30.66 MG	11.03 % decrease from August

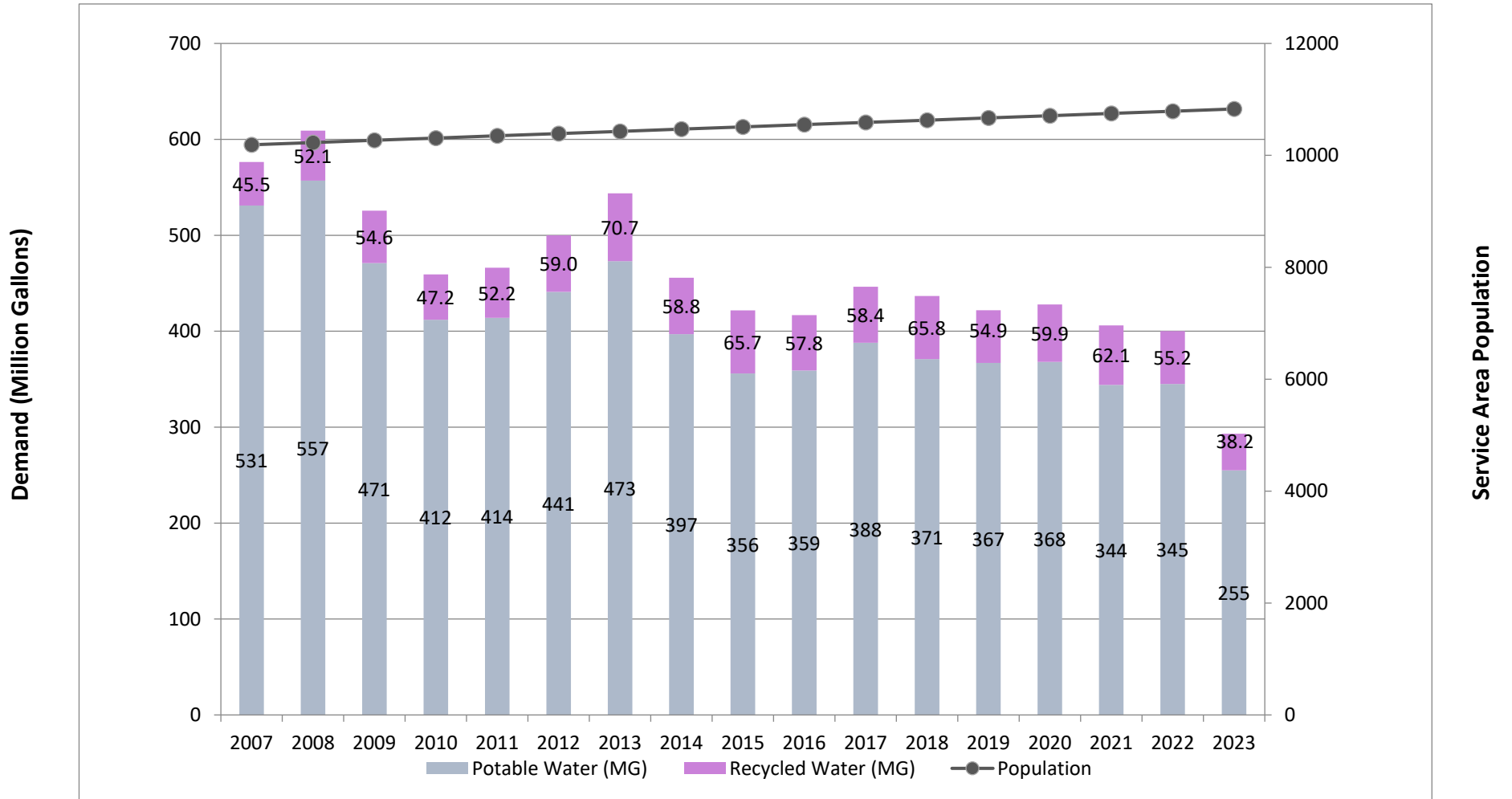
Production is Water Pumped +/- Water used for Well Maintenance Activities

Potable Water Demand



Demand is Production +/- Change in Storage

Potable and Recycled Water Demand vs. Population



Demand is Production +/- the Change in Storage

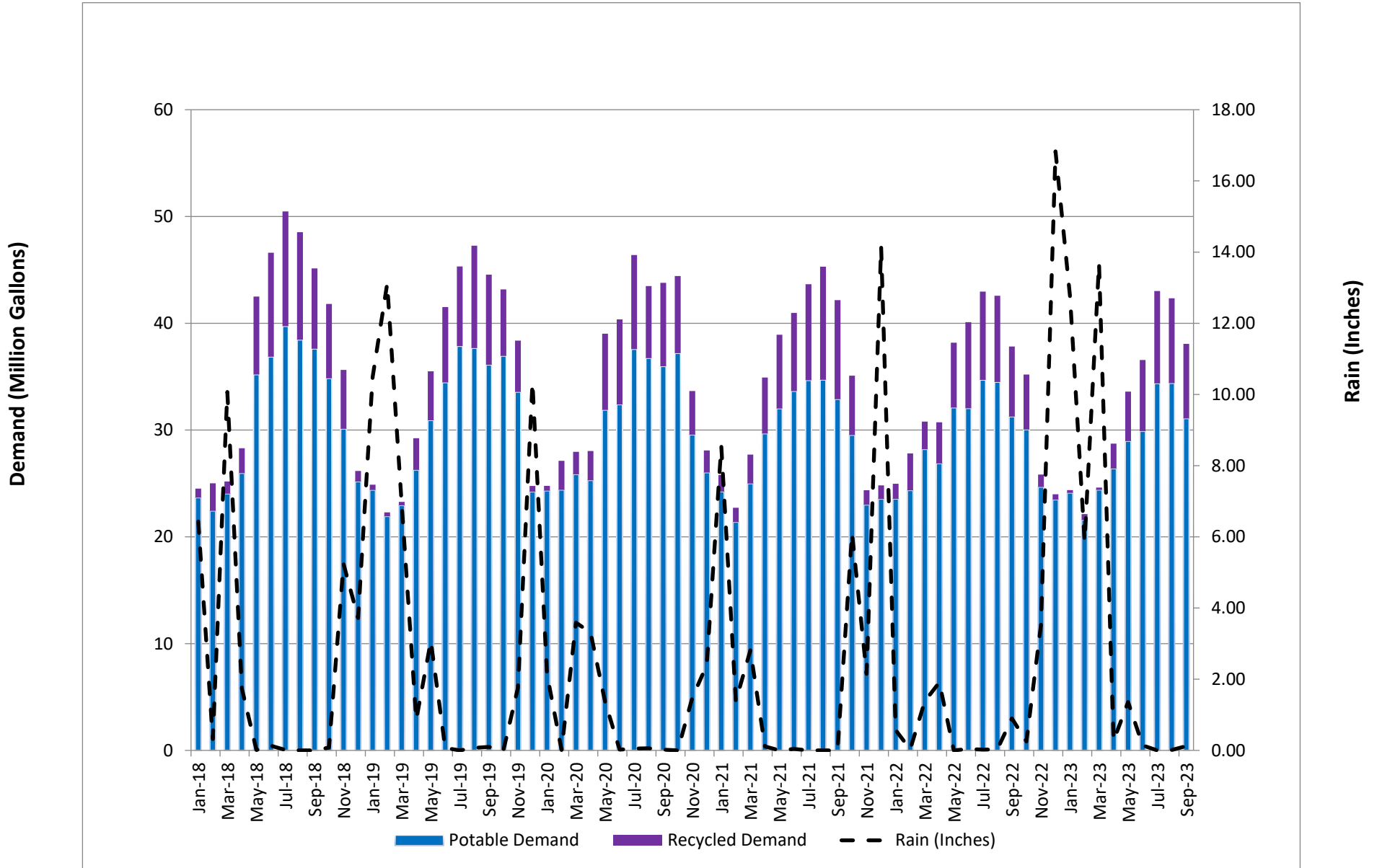
Potable and Recycled Water Demand

Potable Water Demand												
	2013	2014	2015	2016	2017	2018	2019	2020	2021	2022	2023	Average
Jan.	27,764,580	33,252,872	24,822,615	23,085,736	24,789,618	23,674,051	24,378,894	24,319,853	24,231,996	23,549,899	24,119,305	25,762,915
Feb.	26,124,132	24,779,862	23,217,640	21,968,896	23,490,314	22,427,754	21,923,206	24,323,667	21,387,258	24,348,603	21,575,598	23,531,731
March	31,559,240	27,946,154	30,953,420	23,910,892	25,837,232	24,042,754	22,954,225	25,855,924	24,995,557	28,195,901	24,399,552	26,700,239
April	35,621,370	28,875,831	29,909,260	28,400,861	25,477,561	25,992,670	26,027,391	25,297,107	29,671,141	26,838,945	26,400,163	28,145,577
May	49,525,756	38,675,936	30,478,823	31,995,591	38,043,826	33,751,004	30,912,986	31,885,131	32,077,872	32,099,180	28,966,291	35,166,199
June	47,432,970	39,525,236	32,726,825	36,842,416	42,310,983	36,786,677	34,451,155	32,393,746	33,647,606	32,036,135	29,896,397	37,050,333
July	49,192,762	41,957,386	34,544,613	38,892,200	41,757,891	39,648,922	37,857,926	38,411,455	34,662,207	34,689,147	34,363,749	39,551,100
Aug.	50,820,800	41,020,790	35,765,167	38,541,952	39,982,246	38,720,060	37,666,598	36,637,898	34,701,240	34,501,423	34,386,798	39,754,306
Sept.	45,489,360	36,533,116	33,498,030	35,653,167	38,190,535	35,202,216	36,106,611	35,968,389	32,885,092	31,253,961	30,961,118	36,701,517
Oct.	42,248,672	34,840,142	32,589,534	30,517,556	36,888,905	34,746,760	36,940,853	37,193,525	29,533,005	30,045,717		34,866,103
Nov.	34,868,300	25,524,197	24,110,286	24,388,656	24,864,436	30,389,575	33,566,905	29,565,349	23,000,320	24,666,665		27,605,357
Dec.	32,013,140	24,261,522	23,866,862	24,379,124	26,194,926	25,160,789	24,225,007	26,013,773	23,538,533	23,479,712		25,414,676
Total	472,661,082	397,193,044	356,483,075	358,577,047	387,828,472	370,543,233	367,011,756	367,865,818	344,331,827	345,705,288	255,068,971	382,630,692

Recycled Water Demand												
	2013	2014	2015	2016	2017	2018	2019	2020	2021	2022	2023	Average
Jan.	620,000	3,019,613	635,420	862,984	156,267	838,172	493,100	450,147	1,560,234	1,416,939	257,000	1,037,406
Feb.	2,268,000	1,248,862	1,545,957	1,813,868	94,521	2,589,717	366,055	2,714,767	1,331,033	3,460,316	556,474	1,695,131
March	2,723,665	1,579,882	4,231,231	972,360	544,666	1,141,831	322,464	2,109,739	2,709,295	2,600,242	211,737	1,683,426
April	5,436,705	4,163,175	4,720,887	4,381,911	713,802	2,333,176	2,969,672	2,737,245	5,249,782	3,856,106	2,324,685	3,363,095
May	9,248,455	8,409,175	6,686,359	6,909,436	7,908,386	7,306,666	4,584,239	7,142,605	6,914,742	6,081,095	4,632,368	6,972,210
June	9,801,903	9,135,056	7,488,534	9,639,221	8,940,094	9,739,276	7,067,867	7,971,453	7,319,935	8,066,685	6,663,896	8,437,827
July	9,394,766	9,911,697	9,935,422	10,841,389	10,981,309	10,744,706	9,461,005	8,810,329	8,995,659	8,277,840	8,655,000	9,634,927
Aug.	9,875,446	8,542,111	10,471,389	8,767,020	9,618,897	10,078,073	9,594,307	6,760,659	10,595,314	8,072,792	7,955,736	9,325,001
Sept.	8,288,391	6,176,224	9,092,727	8,287,511	7,957,562	7,522,571	8,451,961	7,814,358	9,281,685	6,569,246	6,989,264	7,920,203
Oct.	6,537,840	5,282,253	7,233,408	3,956,097	7,557,695	6,967,548	6,228,883	7,236,784	5,554,683	5,155,789		6,060,998
Nov.	4,029,769	1,131,988	2,817,778	1,053,779	2,234,592	5,514,338	4,805,871	4,087,453	1,364,789	1,171,421		2,739,253
Dec.	2,453,395	236,228	1,119,017	529,158	1,670,966	994,336	544,650	2,075,116	1,282,474	504,442		1,068,253
Total	70,678,335	58,836,264	65,978,129	58,014,734	58,378,757	65,770,410	54,890,074	59,910,655	62,159,624	55,232,913	38,246,160	60,803,445

Demand is Production +/- the Change in Storage

Potable and Recycled Water Demand vs. Rainfall



Demand is Production +/- the Change in Storage

Rainfall
El Pueblo Weather Station

WATER YEAR		Oct	Nov	Dec	Jan	Feb	Mar	Apr	May	June	Jul	Aug	Sep	TOTAL	% of Avg.
High Year	1981-82	0.14	11.20	5.90	28.80	6.88	8.26	8.40	0.03	0.00	0.00	0.04	1.28	70.93	173%
	1982-83	5.35	10.50	7.74	13.90	18.00	19.90	7.80	0.98	0.00	0.00	0.17	1.91	86.25	210%
	1983-84	1.70	12.70	12.90	0.54	2.49	2.62	1.13	0.02	0.18	0.01	0.00	0.25	34.54	84%
	1984-85	2.80	13.80	2.95	1.72	4.20	7.92	0.73	0.11	0.15	0.09	0.02	0.54	35.03	85%
	1985-86	1.12	7.14	2.62	7.38	22.40	15.00	0.48	0.83	0.00	0.00	0.00	1.30	58.27	142%
	1986-87	0.03	0.05	2.47	4.51	9.06	6.31	0.70	0.00	0.02	0.00	0.00	0.00	23.15	56%
	1987-88	1.19	2.30	10.70	4.58	0.68	0.00	3.13	1.07	0.16	0.00	0.00	0.00	23.81	58%
	1988-89	0.19	5.90	8.89	2.06	1.39	10.60	0.67	0.08	0.03	0.00	0.03	0.83	30.67	75%
	1989-90	3.53	1.58	0.01	3.42	3.69	2.13	0.16	5.79	0.00	0.00	0.12	0.15	20.58	50%
	1990-91	0.50	0.24	1.65	0.61	5.39	17.19	0.51	0.06	0.40	0.00	0.02	0.07	26.64	65%
	1991-92	2.37	1.46	5.42	3.03	15.30	4.65	0.45	0.00	0.82	0.00	0.05	0.00	33.55	82%
	1992-93	3.41	0.20	11.54	18.51	10.22	3.17	1.37	0.96	0.68	0.00	0.00	0.00	50.06	122%
	1993-94	0.73	2.74	5.52	3.51	9.72	0.68	2.75	2.10	0.01	0.00	0.00	0.05	27.81	68%
	1994-95	1.79	8.29	4.78	23.88	0.65	13.62	3.79	0.89	1.04	0.01	0.00	0.00	58.74	143%
	1995-96	0.00	0.32	10.03	13.52	11.35	5.14	2.38	4.31	0.03	0.00	0.00	0.00	47.08	115%
	1996-97	2.89	6.95	22.43	12.33	0.17	1.50	0.58	0.16	0.12	0.00	0.54	0.00	47.67	116%
	1997-98	0.68	10.12	4.06	14.21	21.81	6.17	2.85	3.65	0.01	0.00	0.01	0.17	63.74	155%
	1998-99	1.02	9.11	1.85	9.25	11.08	5.22	2.58	0.03	0.36	0.00	0.02	0.14	40.66	99%
	1999-00	0.35	5.69	0.53	18.02	17.57	2.77	2.69	1.01	0.18	0.00	0.20	0.40	49.41	120%
	2000-01	5.14	1.38	0.94	8.68	10.65	4.05	2.67	0.00	0.07	0.00	0.00	0.16	33.74	82%
	2001-02	1.13	9.93	16.45	4.97	2.69	4.66	0.52	0.90	0.00	0.00	0.05	0.00	41.30	101%
	2002-03	0.00	5.80	21.40	2.77	2.95	2.54	5.75	1.09	0.16	0.00	0.00	0.00	42.46	103%
	2003-04	0.19	3.93	17.55	4.44	9.69	1.19	0.65	0.07	0.00	0.06	0.00	0.11	37.88	92%
	2004-05	7.24	3.25	14.39	8.30	7.20	10.01	3.79	2.13	0.94	0.02	0.00	0.08	57.35	140%
	2005-06	0.19	2.84	21.73	6.55	5.26	15.29	10.44	1.01	0.01	0.00	0.01	0.00	63.33	154%
	2006-07	0.25	3.30	5.67	0.89	9.24	0.30	2.17	0.46	0.00	0.10	0.01	0.33	22.72	55%
	2007-08	1.93	0.52	5.50	17.59	6.96	0.36	0.35	0.00	0.00	0.01	0.00	0.04	33.26	81%
	2008-09	1.59	4.80	4.38	1.80	15.28	3.47	0.52	1.42	0.01	0.00	0.00	0.26	33.53	82%
	2009-10	9.70	0.33	5.21	11.37	8.66	4.35	5.41	1.17	0.00	0.01	0.07	0.00	46.28	113%
	2010-11	3.92	5.13	15.36	1.97	10.59	13.40	0.75	3.42	3.40	0.00	0.04	0.02	58.00	141%
	2011-12	2.93	3.41	0.15	6.80	2.75	11.97	4.09	0.02	0.20	0.02	0.00	0.02	32.36	79%
	2012-13	1.61	11.32	13.25	1.31	0.47	2.66	0.43	0.01	0.11	0.00	0.00	0.70	31.87	78%
	2013-14	0.01	0.87	0.78	0.05	11.52	4.02	2.02	0.01	0.02	0.09	0.01	0.92	20.32	49%
	2014-15	0.44	4.36	16.52	0.00	4.69	0.47	2.13	0.19	0.04	0.00	0.03	0.02	28.89	70%
	2015-16	0.07	2.54	6.67	16.20	1.16	14.26	1.18	0.35	0.00	0.00	0.00	0.22	42.65	104%
	2016-17	8.66	3.29	10.77	26.13	19.56	7.09	4.47	0.06	0.07	0.00	0.00	0.04	80.14	195%
	2017-18	0.10	4.02	0.08	6.43	0.56	10.07	2.85	0.01	0.13	0.01	0.00	0.00	24.26	59%
	2018-19	0.08	5.24	3.72	10.49	13.11	6.91	0.86	3.07	0.07	0.00	0.07	0.10	43.72	106%
	2019-20	0.00	1.76	8.57	2.14	0.01	3.59	3.31	1.37	0.02	0.05	0.06	0.02	20.90	51%
Low Year	2020-21	0.00	1.48	2.40	8.55	1.39	2.81	0.11	0.00	0.04	0.00	0.00	0.00	16.78	41%
	2021-22	6.10	2.15	14.15	0.57	0.03	1.37	1.91	0.00	0.04	0.02	0.03	0.90	27.27	66%
	2022-23	0.25	3.53	16.83	12.74	5.87	13.68	0.27	1.36	0.14	0.00	0.01	0.12	54.80	133%
Cumulative 2022-2023		0.25	3.78	20.61	33.35	39.22	52.90	53.17	54.53	54.67	54.67	54.68	54.80		
Monthly Avg. 1981-2023		1.94	4.65	8.20	8.20	7.67	6.46	2.43	0.95	0.23	0.01	0.04	0.27	41.06	
Cumulative Avg. 1981-2023		1.94	6.59	14.79	22.99	30.67	37.13	39.56	40.51	40.74	40.75	40.79	41.06	41.06	



September 22, 2023

The Honorable Gavin Newsom
 Governor, State of California
 1021 O Street, Suite 9000
 Sacramento, CA 95814

RE: AB 1594 (Garcia) – REQUEST FOR SIGNATURE

Dear Governor Newsom:

The Association of California Water Agencies (ACWA) and the undersigned organizations support AB 1594 and respectfully request your signature. This bill would assist local

SACRAMENTO 980 9th Street, Suite 1000, Sacramento, CA 95814 • (916) 441-4545
WASHINGTON, D.C. 400 North Capitol Street NW, Suite 357, Washington, DC 20001 • (202) 434-4760

www.acwa.com

governments with complying with the California Air Resources Board's (CARB) Advanced Clean Fleets Regulation (ACF) while still providing critical services to customers.

Specifically, this bill would require any State regulation that requires the procurement of medium- and heavy-duty zero-emission vehicles (ZEVs), to authorize public agency utilities to purchase replacements for traditional utility-specialized vehicles that are at the end of life, without regard to the model year of the vehicle being replaced, to maintain reliable service and respond to major foreseeable events, including severe weather, wildfires, natural disasters, and physical attacks. AB 1594 would apply to publicly owned electric utilities, community water systems, water districts, irrigation districts, flood control agencies, and wastewater treatment providers.

In addition, in determining daily usage, public agency utilities would be able to provide comprehensive usage data for a class of vehicles that does not exclusively rely on the lowest mileage reading and does not exclude the highest usage data.

This year, CARB adopted the ACF to accelerate the market for ZEVs by requiring fleets to transition to ZEVs where feasible. The ACF requires California fleet owners and operators to start purchasing ZEVs in 2024, with the goal to move California's medium- and heavy-duty trucks to zero emission, where feasible, by 2045. California State and local government fleets, including city, county, special district, and State agency fleets, would be required to ensure 50 percent of vehicle purchases are zero-emissions beginning in 2024 and 100 percent of vehicle purchases are zero-emissions by 2027.

AB 1594 would provide flexibility for this transition, by allowing public water agencies and others to work with CARB to identify situations where traditional vehicles must be purchased to replace vehicles at the end of their useful life. It is important that public water and wastewater agencies have fleet vehicles that meet stringent requirements and perform specialized functions to avoid dire situations in which public water and wastewater agencies cannot complete essential services. Access to vehicles that meet the specific usage needs of the agency is especially critical in emergency situations such as a natural disaster, downed power lines, ruptured pipelines, or other instances.

AB 1594 would ensure State regulations, like the ACF, allow for vehicles that can properly support public utilities' essential services, protecting public health and safety. For this reason, ACWA and the undersigned organizations support this bill and respectfully request your signature on AB 1594. If you have any questions, please contact ACWA's State Relations Director Adam Quiñonez at adamq@acwa.com or (916) 441-4545.

Sincerely,

Adam Quiñonez
State Relations Director
Association of California Water Agencies

Larry B. McKenney
General Manager
Amador Water Agency

David Coxey
General Manager
Bella Vista Water District

Michael Minkler
General Manager
Calaveras County Water District

Michael Flood
General Manager
Casitas Municipal Water District

Ralph Bracamonte
District Manager
Central Water District

Courtney Lindberg
Director of Public Works and Utilities
City of Watsonville

J. M. Barrett
General Manager
Coachella Valley Water District

Ernesto A. Avila
President
Contra Costa Water District

John Bosler
General Manager/CEO
Cucamonga Valley Water District

Mark S. Krause
General Manager & Chief Engineer
Desert Water Agency

Joe Mouawad, P.E.
General Manager
Eastern Municipal Water District

Greg Thomas
General Manager
Elsinore Valley Municipal Water District

Bill Stretch
General Manager
Fresno Irrigation District

Kathleen Coates Hedberg
Board President
Helix Water District

Hannah Davidson
Water Resources Specialist
Hidden Valley Lake Community Service
District

Antonio Ortega
Governmental Affairs Officer
Imperial Irrigation District

David Merritt
General Manager
Kings River Conservation District

Patrick Kaspari, P.E.
General Manager
McKinleyville Community Services District

Paul E. Shoenberger, P.E.
General Manager
Mesa Water District

Jimi Netniss
General Manager
Modesto Irrigation District

Adnan Anabtawi
General Manager
Mojave Water Agency

Justin Scott-Coe
General Manager
Monte Vista Water District

Justin Caporusso
Executive Director
Mountain Counties Water Resources
Association

Kimberly A. Thorner
General Manager
Olivenhain Municipal Water District

Edward A. Castaneda
General Manager
Orchard Dale Water District

Cary Keaten
General Manager
Solano Irrigation District

Jose Martinez
General Manager
Otay Water District

Sean Barclay
General Manager
Tahoe City Public Utility District

Kyle Swanson
CEO/General Manager
Padre Dam Municipal Water District

Tom Neisler
General Manager
Tehachapi-Cummings County Water District

Dennis D. LaMoreaux
General Manager
Palmdale Water District

Don Perkins
General Manager
Tuolumne Utilities District

Erica Wolski
General Manager
Ramona Municipal Water District

Joel Metzger
General Manager
Utica Water and Power Authority

Kim Domingo, PE
General Manager
Rosamond Community Services District

Gary Arant
General Manager
Valley Center Municipal Water District

Steve Wittry
General Manager
San Benito County Water District

Brett Hodgkiss
General Manager
Vista Irrigation District

Dan Denham
General Manager
San Diego County Water Authority

Erik Hitchman
General Manager
Walnut Valley Water District

Paul Helliker
General Manager
San Juan Water District

Greg A. Hammett
General Manager
West Kern Water District

Matt Stone
General Manager
Santa Clarita Valley Water Agency

Anjanette Shadley
Assistant General Manager
Western Canal Water District

Daniel R. Ferons
General Manager
Santa Margarita Water District

Craig Miller
General Manager
Western Municipal Water District

David McNair
General Manager
Scotts Valley Water District

Brett R. Barbre
President
Yorba Linda Water District

cc: The Honorable Eduardo Garcia
Grant Mack, Deputy Legislative Secretary, Office of Governor Gavin Newsom

State Water Board Releases Draft Regulation For Making Conservation a California Way of Life

The State Water Resources Control Board today initiated the formal rulemaking for Making Conservation a California Way of Life and released the draft regulation text and supporting material. The draft regulation outlines water use efficiency requirements for urban retail water suppliers, including urban water use efficiency standards, variances, an urban water use objective, and commercial, industrial, and institutional (CII) measures.

ACWA is reviewing the draft regulation and plans to provide oral and written comments to the State Water Board and convene its water use efficiency working groups to inform its advocacy.

The State Water Board will hold a public hearing on Oct. 4 to present on the draft regulation and provide an opportunity for interested parties to provide oral comments. Written comments are due Oct. 17 to the State Water Board. Details about the hearing and how to submit comments are outlined in the State Water Board notice.

ACWA, its member agencies and coalition partners have been highly engaged on the state's pre-rulemaking efforts to inform the Making Conservation a California Way of Life regulation. ACWA will continue to advocate for a long-term water use efficiency framework that is feasible and cost-effective and does not impair water agencies' ability to make long-term investments for climate resilience.

Background

In 2018, the Legislature enacted two key policy bills — SB 606 (Hertzberg) and AB 1668 (Friedman) — to implement a new framework for long-term water conservation and drought planning for water suppliers. The two bills provide new and expanded authorities and requirements that affect water conservation and drought planning for

water suppliers, agricultural water suppliers, and small water suppliers and rural communities.

In October 2022, the Department of Water Resources (DWR) submitted 21 technical reports to the State Water Board with recommendations for implementation of Making Conservation a California Way of Life and the State Water Board adopted the water loss regulation last year.

The State Water Board reviewed DWR's recommendations and, in March 2023, released a Draft Regulatory Framework for Making Conservation a California Way of Life. The Draft Regulatory Framework indicated the water use efficiency goals for each urban retail water supplier that would be included in the formal rulemaking.

Also related, Gov. Gavin Newsom last year signed SB 1157 (Herzberg) into law. The bill reduces the standard for indoor residential water use to 47 gallons per capita daily (gpcd) by 2025 and 42 gpcd by 2030.

Questions

For questions regarding the draft regulation, please contact ACWA Regulatory Relations Manager Chelsea Haines at (916) 669-2431.

<p>Recorded at the request of: LAFCO When recorded, mail to: Local Agency Formation Commission 701 Ocean Street Room 318 D Santa Cruz CA 95060</p>	<div style="display: flex; align-items: center;">  <div> <p>2023-0010749 06/16/2023 08:04:52 AM OFFICIAL RECORDS OF Santa Cruz County Sheri Thomas Recorder RECORDING FEE: \$0.00 COUNTY TAX: \$0.00 CITY TAX: \$0.00</p> </div> </div> <div style="display: flex; align-items: center; margin-top: 10px;">  <div> <p>CCOP 8 PGS RCD177</p> </div> </div>
---	--

FREE RECORDING (Space above for Recorder's use only)
In accordance with Government Code Sections 6103 and 27383

CERTIFICATE OF COMPLETION

Pursuant to Government Code Section 57200, this Certificate is issued by the Executive Officer of the Local Agency Formation Commission of Santa Cruz County, California.

1. Short-form designation, as designated by LAFCO is:
 - **“Scotts Valley Water District Sphere Annexation” (Project No. DA 22-13)**
2. The name of the public agency involved in this proposal is as follows:
 - City or District: **Scotts Valley Water District**
 - Change of Organization: **Annexation with Concurrent Sphere Amendment**
3. The above listed agency(ies) are located within Santa Cruz County.
4. The subject territory is inhabited.
5. LAFCO Resolution No. 2023-08 was approved by the Local Agency Formation Commission of Santa Cruz County on April 5, 2023. The terms and conditions of the change of organization, as set forth in the LAFCO resolution approving the change, are contained in the attached resolution.
6. A description of the boundaries of the above cited agreement is shown on the attached resolution, marked **Exhibit A** by reference incorporated herein.
7. The effective date of this action is June 16, 2023.

I, Joe Serrano, say that I am the Executive Officer of the Local Agency Formation Commission of Santa Cruz County (LAFCO), and as such make this verification on behalf of LAFCO; that I have read the above Certificate of Completion, and know the contents thereof, and that the facts stated therein are true. I declare under penalty of perjury that the foregoing is true and correct.



Joe A. Serrano
Executive Officer
Local Agency Formation Commission
of Santa Cruz County

Dated: June 16, 2023

cc: David McNair, Scotts Valley Water District
Carlos Palacio, County Administrative Office
Matt Machado, County Public Works Department
Sierra Ryan, County Environmental Health Department

“SVWD Sphere Annexation” (DA 22-13)

Certificate of Completion

Page 2 of 2

9.1 - 9

LOCAL AGENCY FORMATION COMMISSION OF SANTA CRUZ COUNTY
RESOLUTION NO. 2023-08

On the motion of Commissioner Zach Friend
duly seconded by Commissioner Rachél Lather
the following resolution is adopted:

RESOLUTION OF THE LOCAL AGENCY FORMATION COMMISSION
MAKING DETERMINATIONS AND ORDERING THE
“SCOTTS VALLEY WATER DISTRICT SPHERE ANNEXATION”
(LAFCO PROJECT NO. DA 22-13)

WHEREAS, an application requesting the annexation and subsequent sphere of influence amendment was filed by the affected agency (“Scotts Valley Water District”; “SVWD”) pursuant to the Cortese-Knox-Hertzberg Local Government Reorganization Act of 2000 (Government Code Section 56000 et seq.); and

WHEREAS, the proposal was initiated by the affected agency through the unanimous adoption of a board resolution. The subject area involves 184 parcels totaling approximately 1,500 acres. Eighty-one percent (81%) of these parcels (149 out of 184) are within SVWD’s sphere boundary and the remaining nineteen percent (19%) of these parcels (35 out of 184) are outside SVWD’s sphere but most of them are already being served by the water district; and

WHEREAS, the proposal was assigned the short-term designation of “Scotts Valley Water District Sphere Annexation”; and

WHEREAS, the proposal consists of the following change of organization: (1) annexation of 184 parcels to the Scotts Valley Water District Water District, and (2) sphere amendment to reflect the thirty five parcels served by SVWD but outside the District’s sphere boundary; and

WHEREAS, the subject area is within unincorporated county territory and is located east of Highway 152, south of Casserly Road, west of Strawberry Hill and Rosa Lane, and north of College Road and Lakeview Road; and

WHEREAS, correspondence summarizing the proposal was sent to all affected and interested agencies requesting comments on September 12, 2022. LAFCO did not receive any opposition following the conclusion of the comment period; and

WHEREAS, California Revenue and Taxation Code Section 99(b)(6) requires the adoption of a property tax exchange agreement involving the affected local agency before LAFCO can consider a jurisdictional change. The Board of Supervisors acting as the authorizing body for the San Lorenzo Valley Water District regarding property tax adjustments adopted a property tax exchange agreement on December 13, 2022; and

WHEREAS, the Executive Officer conducted an analysis on the proposal and prepared a report including staff's recommendations thereon, and presented staff's findings for Commission consideration; and

WHEREAS, a public hearing by the Commission was held on April 5, 2023; and at the hearing the Commission heard and received all oral and written protests, objections, and evidence that were presented.

NOW, THEREFORE, the Local Agency Formation Commission of Santa Cruz County does HEREBY RESOLVE, DETERMINE, AND ORDER as follows:

Section 1. The foregoing recitals are true and correct.

Section 2. Compliance with the California Environmental Quality Act (CEQA) has been met by a categorical exemption pursuant to State CEQA Guidelines Section 15319, Class 19(a): Annexations to a city or special district of areas containing existing or private structures developed to the density allowed by the current zoning or pre-zoning, of either the gaining or losing governmental agency whichever is more restrictive, provided, however, that the extension of utility services to the existing facilities would have a capacity to serve only the existing facilities.

Section 3. The Commission considered the requirements set forth for annexation in the Cortese-Knox-Hertzberg Act, Government Code Section 56668, and found the proposal to be consistent with those requirements as outlined below:

- a) District Annexation: Government Code Section 56668.3(a) requires the Commission to analyze several factors as part of the change of organization. These factors include:
 - a. The case of district annexation, whether the proposed annexation will be for the interest of landowners or present or future inhabitants within the district and within the territory proposed to be annexed to the district;
 - b. Any factors which may be considered by the Commission as provided in Government Code Section 56668;
 - c. Any resolution raising objections to the action that may be filed by an affected agency; and
 - d. Any other matters which the Commission deems material.

LAFCO analyzed these and other factors as part of the April 5, 2023 staff report.

- b) District Annexation: Government Code Section 56857(a) requires the Commission to notify the affected agency if the proposal was not filed by the district to which annexation of territory is proposed. The affected agency may transmit to the Commission a resolution requesting termination of the proceedings. LAFCO staff did not receive any terminating resolution or correspondence from the Scotts Valley Water District opposing the application.

Section 4. The Commission determined that the proposal is consistent with the Policies and Procedures Relating to Proposals and Sphere Amendments as outlined below:

- a) Agency Endorsement: The Executive Officer shall not file the application unless the affected public agency has submitted a written endorsement indicating its willingness to provide the service if the Commission approves the request. The Scotts Valley Water District initiated the annexation and has continued to express support throughout the LAFCO process.
- b) Fee Deposit: The multi-parcel annexation is directly tied to LAFCO's recommendation found in the 2022 Countywide Water Service and Sphere Review. Therefore, the fee deposit has been waived due to the District's proactive effort to accomplish LAFCO's recommendations.
- c) Map & Legal Description: A map of any proposed boundary changes shall show the present and proposed boundaries of all affected agencies in the vicinity of the proposal site. The Commission shall assure that any approved boundary changes are definite and certain. **Exhibit A** is a vicinity map depicting the annexation area.
- d) Sphere Boundary: LAFCO originally adopted a sphere of influence for the Scotts Valley Water District on October 16, 1985. The sphere boundary was previously updated in March 2021. The current sphere boundary was reaffirmed on August 3, 2022. **Exhibit B** is a vicinity map depicting the new sphere boundary.
- e) Commission Hearing: The Commission shall consider the request after it has been placed on an agenda of a Commission meeting. After deeming the proposal complete, the Executive Officer advertised the proposal in the Santa Cruz Sentinel newspaper on March 14, 2023, and scheduled the proposal for Commission consideration on April 5, 2023. Pursuant to Government Code Section 56157, the initiating agency also mailed out a postcard to the affected residents at least 21 days prior to the hearing.

Section 5. The applicant shall agree, as a condition of the approval of the application for annexation, to be bound by the LAFCO Indemnification and Defense Form signed in September 2022 by the affected parties.

Section 6. The Certificate of Completion for the proposal shall not be issued until all of the following terms and conditions are met:

- a) State Board of Equalization: The proponent shall provide a legal map, description, and fees to meet State Board of Equalization requirements.
- b) District Fees & Charges: The Scotts Valley Water District shall levy and collect within the territory being annexed any previously established and collected benefit assessment of property-related fees or charges that are collected within all or part of the district at the time of connection by the affected landowner and/or registered voter.

- c) LAFCO Processing Fees: The applicant shall pay any remaining processing fees as set in this Commission's Schedule of Fees and Deposits.

Section 7. The annexation shall be effective as of the date of recordation of the Certificate of Completion.

Section 8. The Commission shall approve, disapprove, or approve with conditions the proposed annexation. If the proposal is disapproved or approved with conditions, the applicant may request reconsideration, citing the reasons for reconsideration. If the Commission denies a request, a similar application cannot be re-filed for one year unless the Commission grants an exception to this rule.

Section 9. The Executive Officer will hereby conduct a 30-day request for reconsideration in accordance with Government Code Section 56895. The reconsideration period is scheduled for April 6, 2023 to May 5, 2023.

Section 10. The Executive Officer will hereby conduct a 26-day protest proceeding as provided in Government Code Section 57000. The protest period is scheduled for May 8, 2023 to June 2, 2023.

Section 11. The Executive Officer is hereby authorized and directed to mail certified copies of this resolution in the manner and as provided in Government Code Section 56882.

PASSED AND ADOPTED by the Local Agency Formation Commission of Santa Cruz County this 5th day of April 2023.

AYES: Commissioners Jim Anderson, Roger Anderson, Yvette Brooks, Zach Friend, Rachél Lather, and Allan Timms

NOES: N/A

ABSTAIN: N/A



YVETTE BROOKS, CHAIRPERSON

Attest:



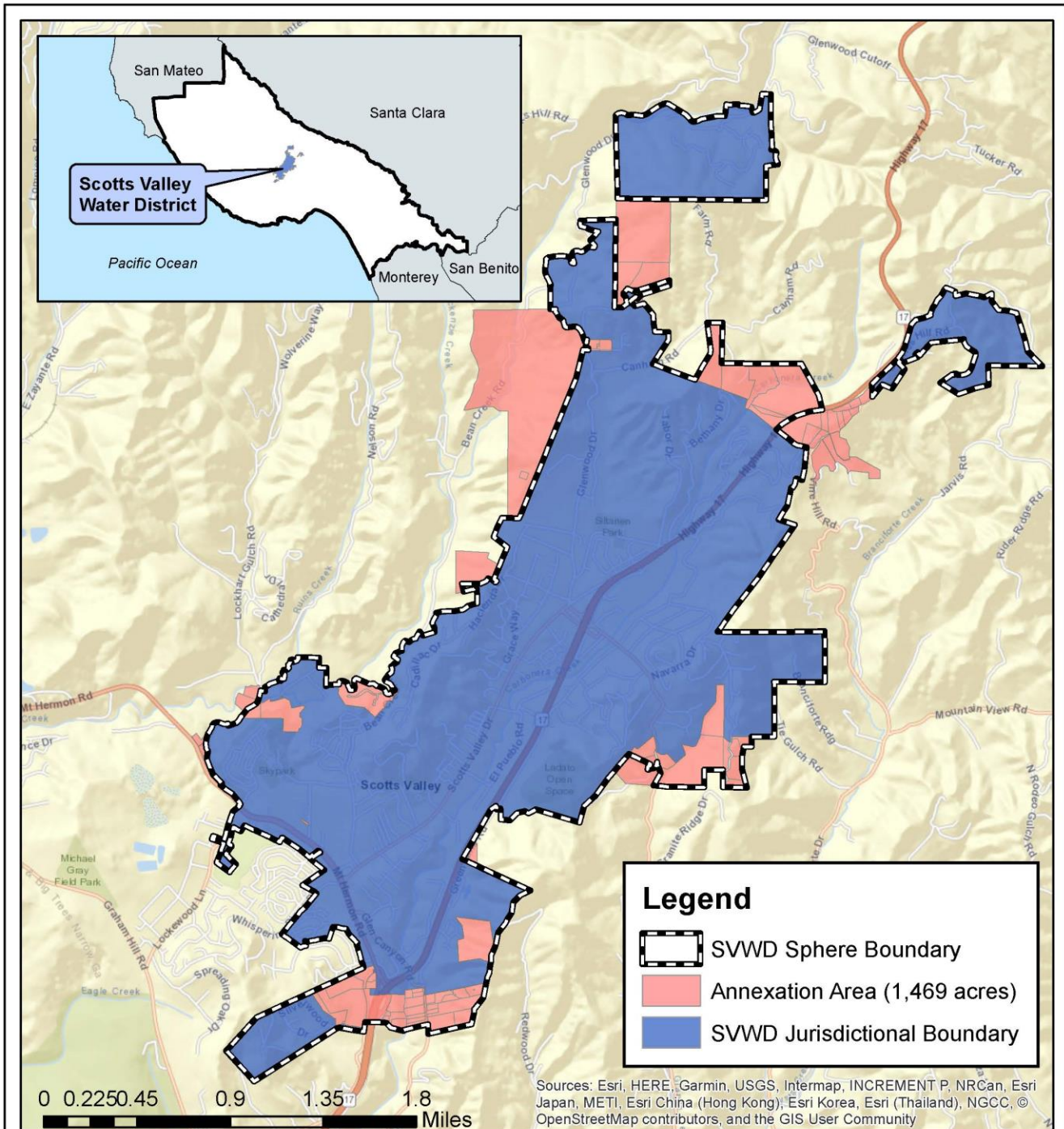
Joe A. Serrano
Executive Officer

Approved as to form:



Joshua Nelson
LAFCO Counsel

Exhibit A: Vicinity Map

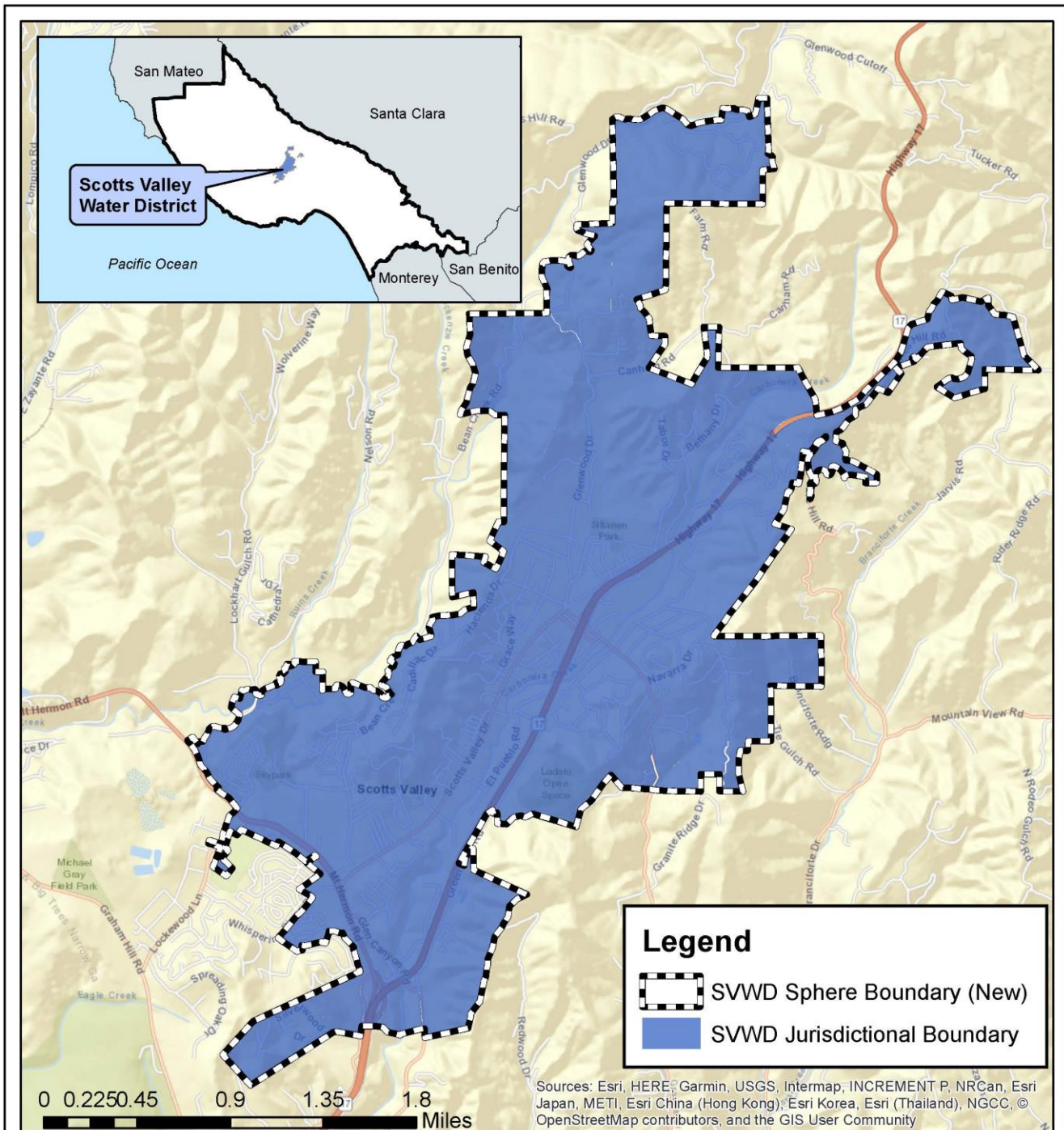


"Scotts Valley Water District Sphere Annexation" (LAFCO Project No. DA 22-13)



There are 184 parcels within the proposed annexation area. 81% of these parcels (149 out of 184) are within the District's sphere boundary. The remaining 35 parcels (19%) are outside the District's sphere but most of them are already being served by SVWD.

Exhibit B: New Sphere Map



Scotts Valley Water District Jurisdictional and Sphere Boundaries



Original sphere adopted on October 16, 1985
 Sphere updated on November 2, 2016
 Sphere amendment on March 3, 2021
 Sphere reaffirmed on August 3, 2022
 Sphere amendment on April 5, 2023



Well-Drilling Updates: Grace Way and Sucinto

The District is currently working on two new wells. Here are the status updates on these important water supply projects.

Crews started drilling the **Grace Way Exploratory Borehole** near Scotts Valley Drive in mid-August. This 8-inch borehole will go 1000 feet below the ground surface or until bedrock is hit. Geophysical information gained from this exploratory borehole will inform the design of the future Grace Way Well, which will be drilled on the same site. This project is expected to take 3-4 weeks and drilling will occur only during daylight hours Monday through Friday.

The new **Sucinto Well** replaces the 30-year-old Well 3B, which has shown a decline in production over the last several years and needs to be replaced. Sucinto Well,

once completed, will be approximately 1,500 feet deep and have a design capacity of 400+ gallons per minute. Scotts Valley Water District is solely reliant on groundwater sources to provide its customers with water. This is why this replacement well will be important to the community. Once the well is operational, water from this well will be conveyed over to the Orchard Run Water Treatment Plant for filtration and disinfection.

Construction started on this well, located on Sucinto Drive, in July of 2023 and is expected to be completed by the fall. Portions of drilling this well require construction activity at the well site 24/7. The around-the-clock work is necessary because there is a danger of the borehole caving in with surrounding soil if the drill stops. If a cave-in occurs, the well drilling process must start over from the beginning.

Although sound walls have been constructed around the site to lessen the construction noise to the surrounding neighborhood, there will still be nighttime activity, lights and noise associated with this project. The Scotts Valley Water District greatly appreciates the cooperation and understanding of the neighborhood surrounding this very important water supply project.



Commit to water efficiency with free water-saving devices

The Scotts Valley Water District is committed to supporting water use efficiency by encouraging customers to rethink their habits and upgrade to water-efficient devices. As part of the ongoing effort to increase water efficiency, [free water-saving devices are available to District customers.](#)

Free devices include:

- Garden Hose Nozzles
- Toilet Leak Detection Dye

- High-Efficiency Shower Heads (Conventional and Handheld Available)
- Bathroom Faucet Aerators (both .5 and 1.0 gallons per minute)
- Kitchen Faucet Aerators (1.5 gallons per minute)
- Shower Timers
- Pan Scrapers

You'll have the opportunity to pick up these free water-saving devices from the District office during regular business hours. The District office is at 2 Civic Center Drive in Scotts Valley.



Water conservation can help with wildfire protections

Drought conditions have a dual impact, not only do droughts impact local water supply but also amplify the risk of wildfires. The escalated threat of fires poses a danger to communities susceptible to such disasters. What measures can Scotts Valley Water District customers take to safeguard their homes against wildfires?

[Save Our Water](#), in collaboration with the [Department of Forestry and Fire Protection](#) and the [Department of Water Resources](#), has devised a set of recommendations that aim to protect homes from wildfires while promoting water conservation.

These suggestions include establishing a defensible area around the house and

converting lawns into fire-resistant and water-efficient landscapes. Rooftop sprinklers may have crossed your mind as a great solution to create a defensible area, but the District strongly discourages customers from installing roof sprinklers. This wildfire protection measure is strongly discouraged due to its negative implications. Beyond wasting water, these systems can also hinder the efforts of fire response teams in effectively combating fires by reducing water pressure. It is crucial to prioritize defensible practices that promote both water efficiency and the safety of communities at risk. The District offers rebates that customers may qualify for which would offset the cost of those projects,

By implementing preventative measures, the risk of damage during a wildfire can be significantly reduced. [Learn ways to protect your home from a wildfire online.](#)



Attend an in-person WaterSmart tutorial to save water and money

Register now for a free WaterSmart training. The program will be 11 a.m. to 12:30 p.m. Wednesday, Sept. 27, at the Scotts Valley Senior Center, 370 Kings Village Road.

District staff will be on-site to provide one-on-one assistance and share how WaterSmart can help you.

Receive guidance on each of the

Hope you had fun at the Art, Wine & Beer Festival





Scotts Valley Water District staff and board members had a blast providing free, refreshing local water at the annual Scotts Valley Art, Wine & Beer Festival earlier this month.

Thanks for stopping by the District booth!

registration steps and get set up in the system to ensure that you receive helpful notifications.

Please bring your personal laptop computer, tablet or smartphone to the training. Email contact@svwd.org to sign up.

 Share	 Tweet	 Forward
---	---	---

			
Facebook	Website	Instagram	Twitter

Copyright © 2023 Scotts Valley Water District, All rights reserved.
You are receiving this email because you opted in at our website to "Stay Connected With Us".

Our mailing address is:
Scotts Valley Water District
2 Civic Center Dr.
Scotts Valley, Ca 95066

[Add us to your address book](#)

[unsubscribe from this list](#) [update subscription preferences](#)





Changing seasons calls for adjusting irrigation habits

As summer transitions into fall, it is crucial to adapt irrigation habits to meet the changing needs of your yard. By making necessary adjustments to your irrigation routines, customers can ensure optimal water usage, support healthy plant growth and reduce water waste.

Transitioning to cooler days as the heat of summer subsides, consider the following protips to effectively manage your watering routine:

- **Monitor changing weather conditions:** Keep track of temperature

fluctuations and rainfall patterns. Adjust your irrigation schedule accordingly to align with the decreasing water requirements of plants.

- **Reduce watering frequency:** Decrease the frequency of watering. Aim for a balance between maintaining adequate soil moisture and avoiding overwatering. Consider installing a rain sensor on your irrigation system that will automatically adjust watering when there is precipitation. Rebates are available.
- **Adjust watering times:** Take advantage of the cooler temperatures by scheduling irrigation for the early morning. This allows plants to absorb moisture before the sun causes the moisture in the soil.
- **Inspect and maintain irrigation systems:** Before the cooler season fully sets in, take the time to evaluate and maintain your irrigation system to ensure efficient water distribution.
- **Check for leaks or damaged components:** Inspect sprinkler heads, valves and drip emitters for any signs of leaks or malfunctions. Repair or replace faulty parts to avoid wasting water.
- **Clear debris and adjust sprinkler heads:** Remove any debris that may obstruct water flow and adjust sprinkler heads to avoid watering non-landscaped areas like pavement or sidewalks.
- **Consider using rainwater harvesting:** Fall often brings increased rainfall. Take advantage of this natural resource by installing rain barrels or a rainwater harvesting system to supplement your irrigation needs.

Remember to monitor weather conditions, reduce watering frequency and inspect your irrigation system regularly to maximize its effectiveness. With these practices in place, you can confidently navigate the transition from summer to fall, providing your plants with the care they need.



Exploring the wonders of groundwater: Fun-filled water education activities for kids

Water is an incredible resource that plays a vital role and Scotts Valley Water District customers rely on water from the Santa Margarita Groundwater Basin — water that is recharged by rain and affected by drought conditions. Parents and teachers can pass along the importance, appreciation and understanding of water at an early age and empower kids to become responsible water stewards as they age.

Dive into the fascinating world of water, offering fun and interactive ways to educate and engage our young learners with the following:

- Edible Aquifers — Create a fun and edible aquifer that shows the geologic formations of an aquifer, how pollution can make its way into an aquifer and more! [Access the activity instructions.](#)
- Water Cycle Bangles — Learn about the water cycle, surface water and groundwater by creating your water cycle bangles. [Access the activity instructions.](#)
- Awesome Aquifer — Create an awesome aquifer with the [Awesome Aquifer Kit](#) — a fun educational kit to teach kids all about groundwater.

Find more hands-on activities [online](#).



Fall in love with available rebates for your lawn

Scotts Valley Water District offers a myriad of available rebates for District customers to make the most out of their lawn with available rebates. Take advantage of available rebates including:

- **[Turf's Up! Lawn replacement](#)**: \$2 per square foot for replacement of existing irrigated lawn with any combination of low-water-use plants, mulch, artificial turf or pervious hardscape. Existing high-volume irrigation must be permanently disabled or converted to low-volume or subsurface irrigation. The District will also consider low-water turf blends or low-water groundcover if paired with subsurface or rotary small-stream spray irrigation. The rebate cannot be combined with a spray irrigation rebate.
- **Pressure Regulator** - \$100 per regulator, maximum of \$200 per account every 5 years. [Pressure Regulator Form](#)
- **Weather-Based Irrigation Controller**: Up to \$100 per controller for installation of a new irrigation controller that utilizes local weather data for setting irrigation schedules. Stand-alone rain sensors are not eligible. New controllers must be US EPA WaterSense Certified.

[See more rebate options on the District website.](#) All rebate forms will be available on the WaterSmart platform. If you haven't, [sign up for WaterSmart today!](#)



Attend an in-person WaterSmart tutorial to save water and money

Register now for a free WaterSmart training. The program will be 11 a.m. to 12:30 p.m. Wednesday, Sept. 27, at the Scotts Valley Senior Center, 370 Kings Village Road.

District staff will be on-site to provide one-on-one assistance and share how WaterSmart can help you. Receive guidance on each of the registration steps and get set up in the system to ensure that you receive helpful notifications.

Please bring your personal laptop computer, tablet or smartphone to the training. Email contact@svwd.org to sign up.

